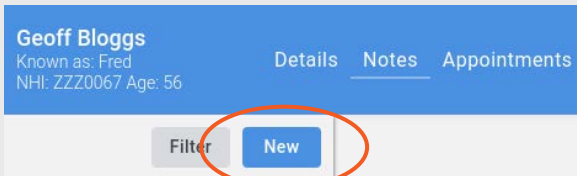


Instructions for Elixir users

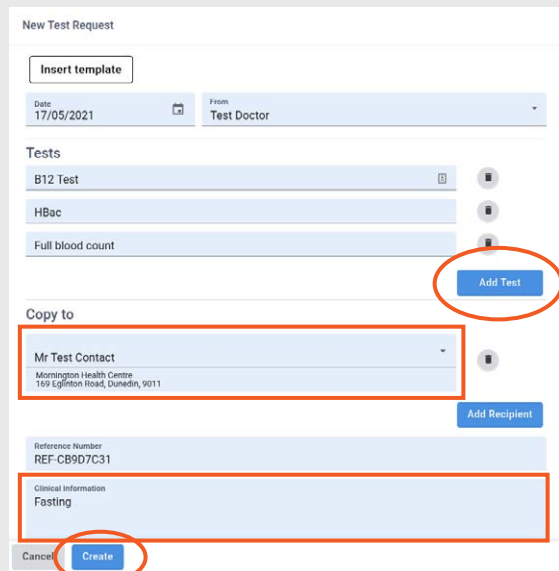
Send your Radiology referrals electronically in 3 easy steps!

- 1 Create a new Test Request**
- Choose 'New' and then select 'Test Request'

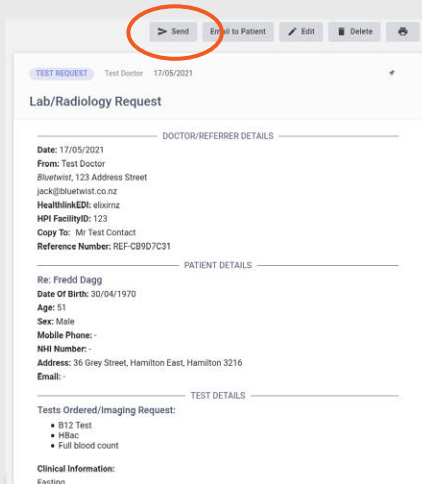


- 2 Complete the Test Request**
- If you are not using a pre-filled request template, press 'Add Test'
 - Add a 'Copy' to recipient to copy results to another party
 - Add any 'Clinical information' as required
 - Press 'Create' to save the Test Request

TIP
You can create a 'Test Request Template' in Admin>Test Request Templates to prefill commonly ordered tests. Insert your template using the 'Insert Template'.



- 3 Send**
- Email the referral directly to us by pressing 'Send' and then choosing us from your contacts. To email a copy to the patient, press 'Email to Patient'.



Note: Your details (including EDI and Facility ID), and the patient details, are automatically added to the form.