



Product: 48 Inch Gas Rangetop

Model Number: HRT4806U / HRT4806ULP

TECHNICAL DETAILS

Appliance Type	Gas Cooktop
Fuel Type	Gas
Ignition Type	Continuous Spark
Cooktop Control Type	Standard Dial Control
Control Location	Front
Color/Finish	Stainless Steel
Knobs Material	Metal Knob - Acrylic Trim Ring for Blue LED
Commercial/Residential	Residential

ACCESSORIES (NOT INCLUDED)

Liquid Propane Gas Conversion Kit	LPKHRT4806U
Cast Iron Reversible Griddle	RG1022
Bamboo Cutting Board	CB0001
Wok Ring	WK01
Cast Iron Range Griddle	RG1032



FEATURES & BENEFITS

- Six Burners** - From a high-powered 18,000 BTU burner to a steady 650 BTU simmer function, this rangetop provides the power you need for large family meals and the consistent low heat desired for cooking delicate sauces or melting chocolate
- Stainless Steel Griddle** - 15,000 BTU stainless steel griddle offers additional cooking space and flexibility
- LED Lights** - Brilliant blue LED control panel lights add a bold, stylish touch to your professional rangetop and indicate when the burners are on for safer cooking
- Pro-style Knobs** - Die cast metal burner controls provide easy access to precise flame settings
- Continuous Grates** - Heavy-duty continuous cast iron grates allow for easy movement of pans between burners
- Porcelain Spill Tray** - Black porcelain spill tray on cook top provides a professional look and makes cleaning quick and easy
- Automatic Electric Ignition** - Eliminates the need to manually light the burners and saves money by using less gas than a standing pilot range

BURNER PERFORMANCE

Total Burners	6
[1] Front Left Burner	18,000 BTU
[2] Front Middle Burner	18,000 BTU
[3] Front Right Burner	18,000 BTU
[4] Rear Left Burner	15,000 BTU (650 BTU Simmer)
[5] Rear Middle Burner	15,000 BTU (650 BTU Simmer)
[6] Rear Right Burner	15,000 BTU (650 BTU Simmer)
[7] Griddle Burner	15,000 BTU



WARRANTY: 2 YEARS ON PARTS AND LABOR

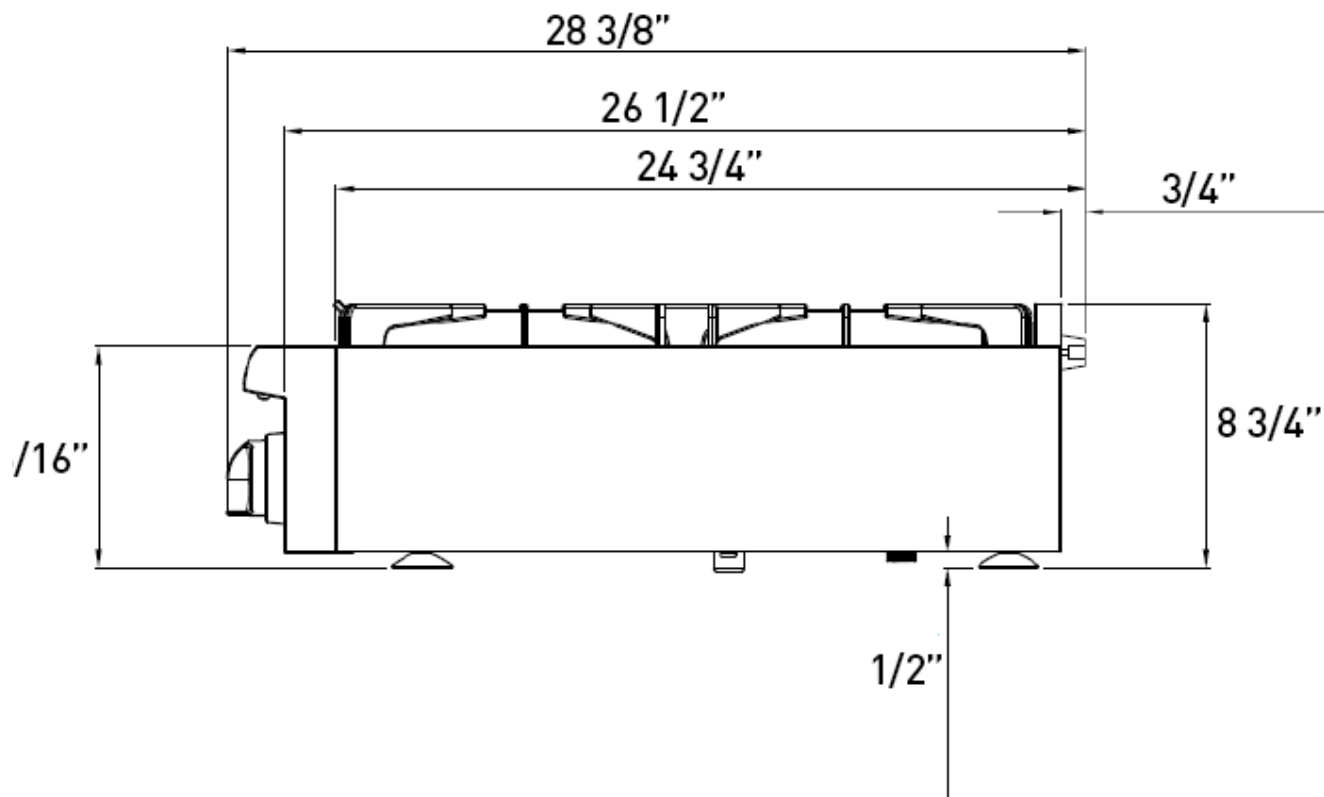
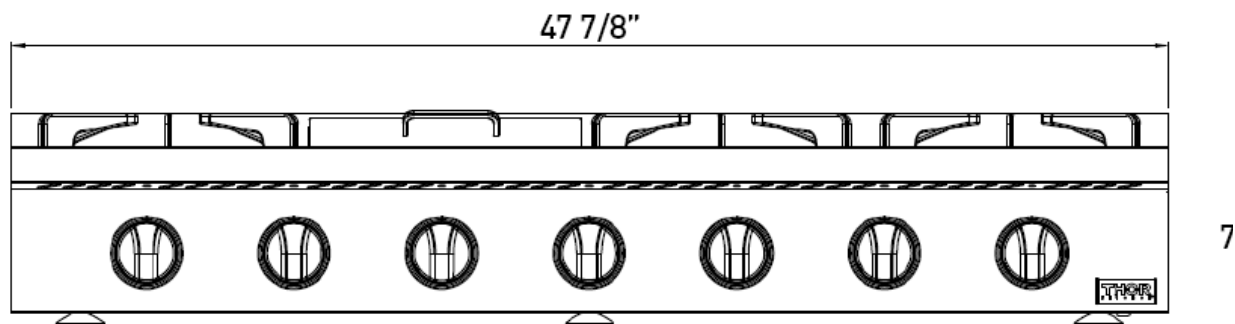



PRODUCT DIMENSIONS

Product Width (in.)	47 7/8"
Product Depth (in.)	28 3/8"
Product Height (in.)	8 11/16"
Cut-Out Left to Right Width (in.)	48"
Cut-Out Front to Back Depth (in.)	24 3/4"
Cut-Out Height (in.)	7 7/8"
Adjustable Range Legs	1/2"

PRODUCT WEIGHT

Product Weight	155 lb.
----------------	---------





Product: 36 Inch Gas Rangetop

Model Number: HRT3618U / HRT3618ULP

TECHNICAL DETAILS

Appliance Type	Gas Cooktop
Fuel Type	Gas
Ignition Type	Electrical
Cooktop Control Type	Standard Dial Control
Control Location	Front Control
Color/Finish	Stainless Steel
Knobs Material	Metal Knob - Acrylic Trim Ring for Blue LED
Commercial/Residential	Residential

ACCESSORIES (NOT INCLUDED)

Liquid Propane Gas Conversion Kit	LPKHRG3618U
Cast Iron Reversible Griddle	RG1022
Wok Ring	WK01
Cast Iron Range Griddle	RG1032




FEATURES & BENEFITS

- Six Burners** - From a high-powered 18,000 BTU burner to a steady 650 BTU simmer function, this rangetop provides the power you need for large family meals and the consistent low heat desired for cooking delicate sauces or melting chocolate
- LED Lights** - Brilliant blue LED control panel lights add a bold, stylish touch to your professional rangetop and indicate when the burners are on for safer cooking.
- Pro-style Knobs** - Die cast metal burner controls provide easy access to precise flame settings.
- Continuous Grates** - Heavy-duty continuous cast iron grates allow for easy movement of pans between burners.
- Porcelain Spill Tray** - Black porcelain spill tray on cook top provides a professional look and makes cleaning quick and easy.
- Automatic Electric Ignition** - Eliminates the need to manually light the burners and saves money by using less gas than a standing pilot range.

BURNER PERFORMANCE

Total Burners	6
[1] Front Left Burner	18,000 BTU
[2] Front Middle Burner	15,000 BTU (650 BTU Simmer)
[3] Front Right Burner	18,000 BTU
[4] Rear Left Burner	12,000 BTU
[5] Rear Middle Burner	12,000 BTU
[6] Rear Right Burner	12,000 BTU



WARRANTY: 2 YEARS ON PARTS AND LABOR

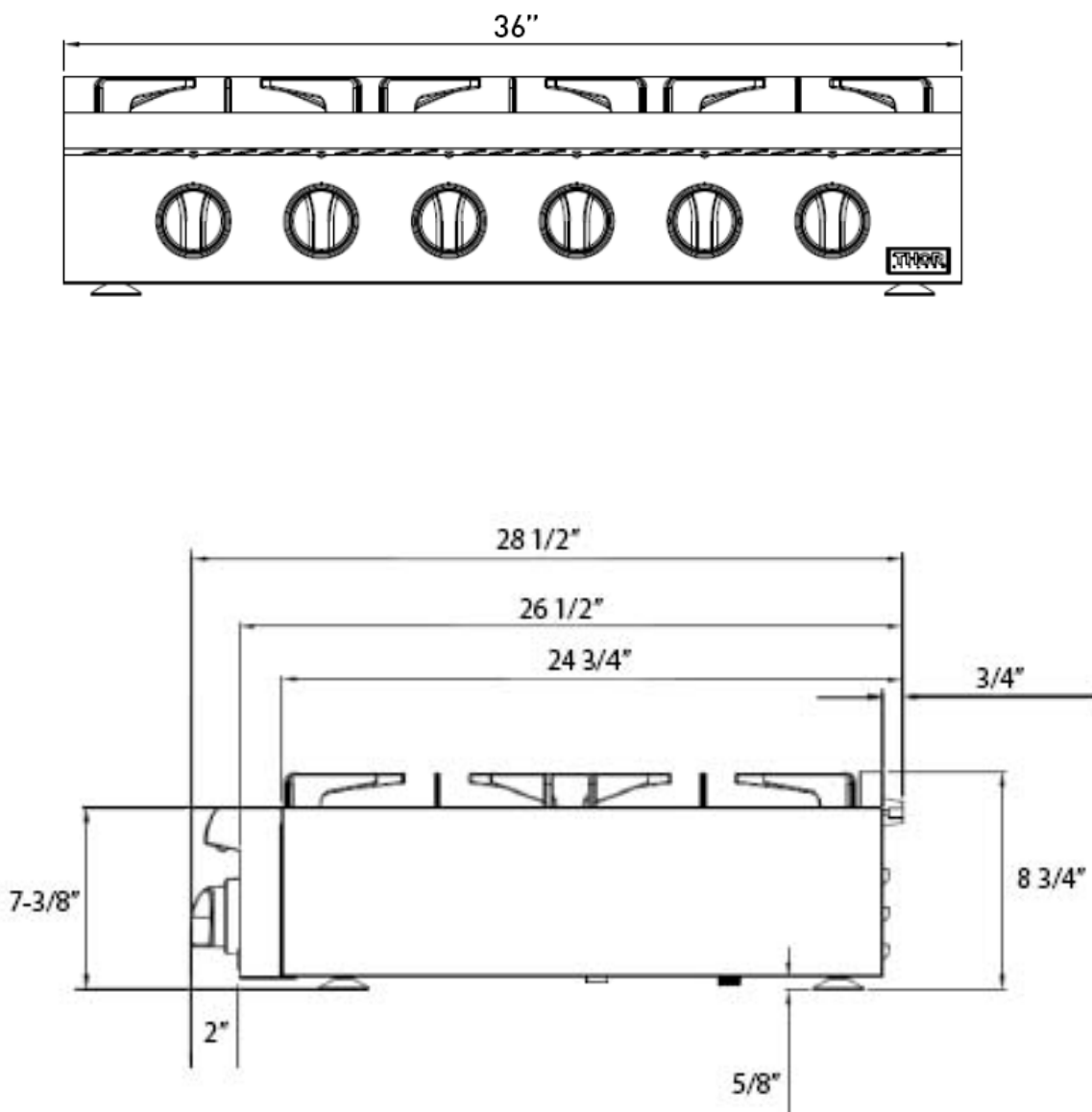


PRODUCT DIMENSIONS

Product Width (in.)	36"
Product Depth (in.)	27 3/4"
Product Height (in.)	7 5/16"
Cut-Out Left to Right Width (in.)	36 1/4"
Cut-Out Front to Back Depth (in.)	25 5/8"
Cut-Out Height (in.)	7 5/16"
Adjustable Range Legs	1/2"

PRODUCT WEIGHT

Product Weight	90 lb.
----------------	--------





Product: 30 Inch Professional Electric Cooktop

Model Number: TEC30

TECHNICAL DETAILS

Appliance Type	Electric Cooktop
Fuel Type	Electric
Cooktop Material	Black Kanger Vitroceramic Glass
Cooktop Control Type	Touch Control with Red LED Display
Voltage/Frequency/Amps	240V / 60Hz / 40A
Total Power Output (W)	8600W
Timer Function	99 mins max
Heating Element	Coil



WARRANTY: 2 YEARS ON PARTS AND LABOR



FEATURES & BENEFITS

- LightningBoil™ Burner** - The center burner features three rings of varying sizes that can be controlled individually at the touch of a button. Activate just the 6-inch ring to slowly melt chocolate or engage all three to quickly boil water for family pasta night
- Sync Burner** - Evenly heat large cookware, like griddles or Dutch ovens, by synchronizing both left-side burners for up to 3800 watts of combined output
- Automatic Shut Off** - Each zone's timer automatically shuts off when cooking is done, offering added safety and preventing cookware from burning on the bottom
- 4 Elements** - Prep more dishes at the same time with four radiant cooking elements that deliver rapid, consistent heat
- 9 Power Levels** - Simmer a sauce or crank up the heat for a caramelized sear—now that's control
- Touch Glass Controls** - Touch controls allow for more precision when selecting heat levels, while spills and grease can easily wipe away

ELEMENT PERFORMANCE

Total Elements	4
Power Level Settings	9
Right Rear Element	3600w (Tri-zone 1200w each)
Right Front Element	1200w
Left Bridge Elements	Left Rear 1600w Left Front 1600w Center Bridge 600w Combine Output 3800W

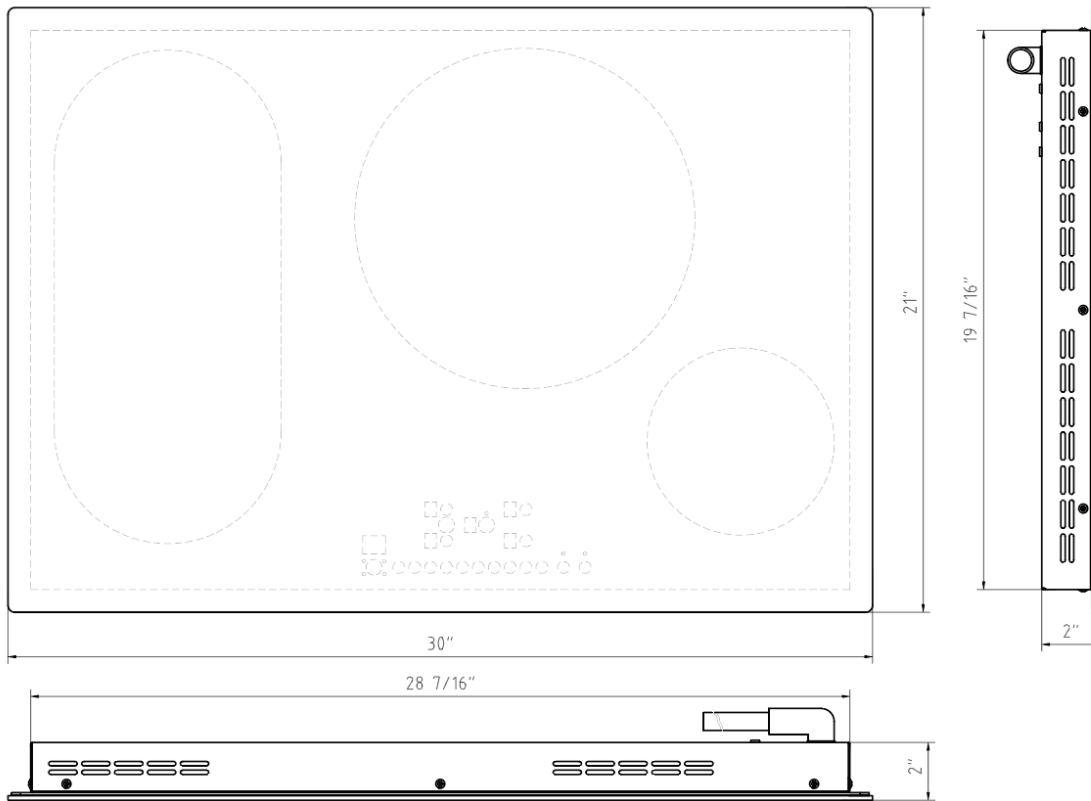


PRODUCT DIMENSIONS

Product Height (in.)	2"
Product Width (in.)	30"
Product Depth (in.)	21"
Installation Cutout (WxDxH)	28 13/16" 19 7/16" 1 13/16"
Package Size (WxDxH)	33 1/8" 24 1/8" 4 13/16"

PRODUCT WEIGHT

Product Weight	Net: 24.25 lbs Gross: 29.32 lbs.
----------------	-------------------------------------



HEAT ELEMENT DIMENSIONS

Total Elements	4
[1] Front Left	8"
[2] Front Right	6"
[3] Rear Left	8"
[4] Middle Large	6" / 8" / 15"
Power cord: 50 3/8" length	



Product: 36 Inch Professional Electric Cooktop

Model Number: TEC36

TECHNICAL DETAILS

Appliance Type	Electric Cooktop
Fuel Type	Electric
Cooktop Material	Black Kanger Vitroceramic Glass
Cooktop Control Type	Touch Control with Red LED Display
Voltage/Frequency/Amps	240/60Hz/40A
Total Power Output (W)	10400W
Timer Function	99 mins max
Heating Element	Coil



WARRANTY: 2 YEARS ON PARTS AND LABOR



FEATURES & BENEFITS

- LightningBoil™ Burner** - The center burner features three rings of varying sizes that can be controlled individually at the touch of a button. Activate just the 6-inch ring to slowly melt chocolate or engage all three to quickly boil water for family pasta night
- Sync Burner** - Evenly heat large cookware, like griddles or Dutch ovens, by synchronizing both left-side burners for up to 3800 watts of combined output
- Automatic Shut Off** - Each zone's timer automatically shuts off when cooking is done, offering added safety and preventing cookware from burning on the bottom
- 5 Elements** - Prep more dishes at the same time with five radiant cooking elements that deliver rapid, consistent heat
- 9 Power Levels** - Simmer a sauce or crank up the heat for a caramelized sear—now that's control
- Touch Glass Controls** - Touch controls allow for more precision when selecting heat levels, while spills and grease can easily wipe away

ELEMENT PERFORMANCE

Total Elements	5
Power Level Settings	9
Right Rear Element	1200w
Right Front Element	1800w
Center Element	3600w (Tri-zone 1200w each)
Left Bridge Elements	Left Rear 1600w Left Front 1600w Center Bridge 600W Combine Output 3800W

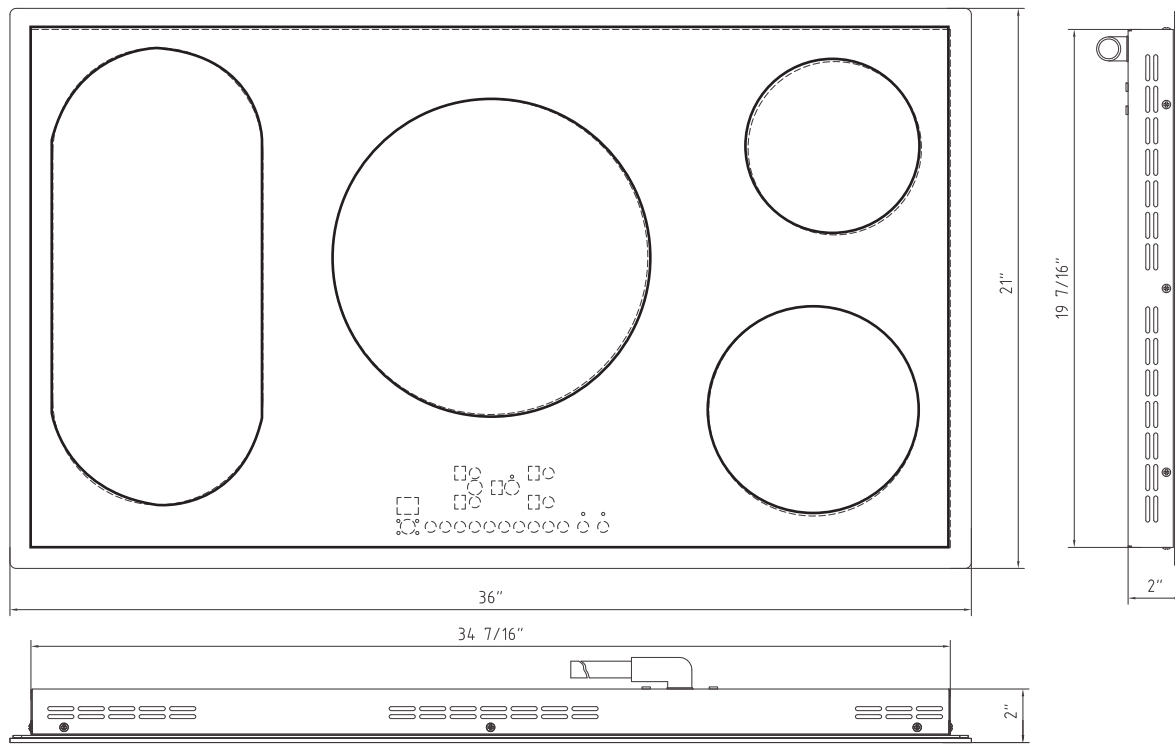


PRODUCT DIMENSIONS

Product Height (in.)	2"
Product Width (in.)	36"
Product Depth (in.)	21"
Installation Cutout (WxDxH)	34 7/16" 19 7/16" 1 13/16"
Package Size (WxDxH)	39 3/16" 24 1/8" 4 13/16"

PRODUCT WEIGHT

Product Weight	Net: 26.46 lb. Gross: 32.63
Loading Quantity 20 GP / 40 Hq: 370/880 pcs.	



HEAT ELEMENT DIMENSIONS

Total Elements	5
[1] Front Left	8"
[2] Front Right	7.5"
[3] Rear Left	8"
[4] Rear Right	6"
[5] Middle Large	6" / 8" / 11.5"
Power cord: 50 3/8" length	



Product: 30 Inch Professional Drop-In Gas Cooktop with Four Burners in Stainless Steel

Model Number: TGC3001 **UPC#:** 850018999496

TECHNICAL DETAILS

Appliance Type	Built-In
Fuel Type	Gas
Ignition Type	Electrical
Cooktop Control Type	Standard Dial Control
Control Location	Right
Color/Finish	Stainless Steel
Knobs Material	Metal Knob - Acrylic Trim Ring for Blue LED
Commercial/Residential	Residential

BURNER PERFORMANCE

Total Burners	4
[1] Front Left Burner	18,000 BTU
[2] Front Right Burner	9,000 BTU
[3] Rear Left Burner	12,000 BTU
[4] Rear Right Burner	9,000 BTU



FEATURES & BENEFITS

- Four High-Intensity Burners** - Four sealed burners, including a high-intensity 18,000 BTU power burner that produces fast, intense heat and contains spills to make cleaning quick and easy.
- Professional Illuminated Knobs** - Metal constructed knobs provide easy access to flame settings and illuminate a striking blue when in operation.
- Stainless Steel Cooktop** - Adds a sleek, modern design to any kitchen; this product is designed with a single piece of stainless steel to withstand spills and grease for easy cleaning.
- Continuous Cast Iron Grates** - Heavy-duty, edge-to-edge, porcelain-coated cast iron grates allow for easy movement of pans between burners.
- Automatic Electric Ignition** - Eliminates the need to manually light the burners and protects the user from the likelihood of a burn because lighters and matches are not needed. It also saves money by using less gas than a standing pilot range.
- Liquid Propane Option** - LP convertible with liquid propane conversion kit included.
- Wok Ring** - Features a wok ring that provides extra stability for cooking with round-bottom woks.



WARRANTY: 2 YEARS ON PARTS AND LABOR

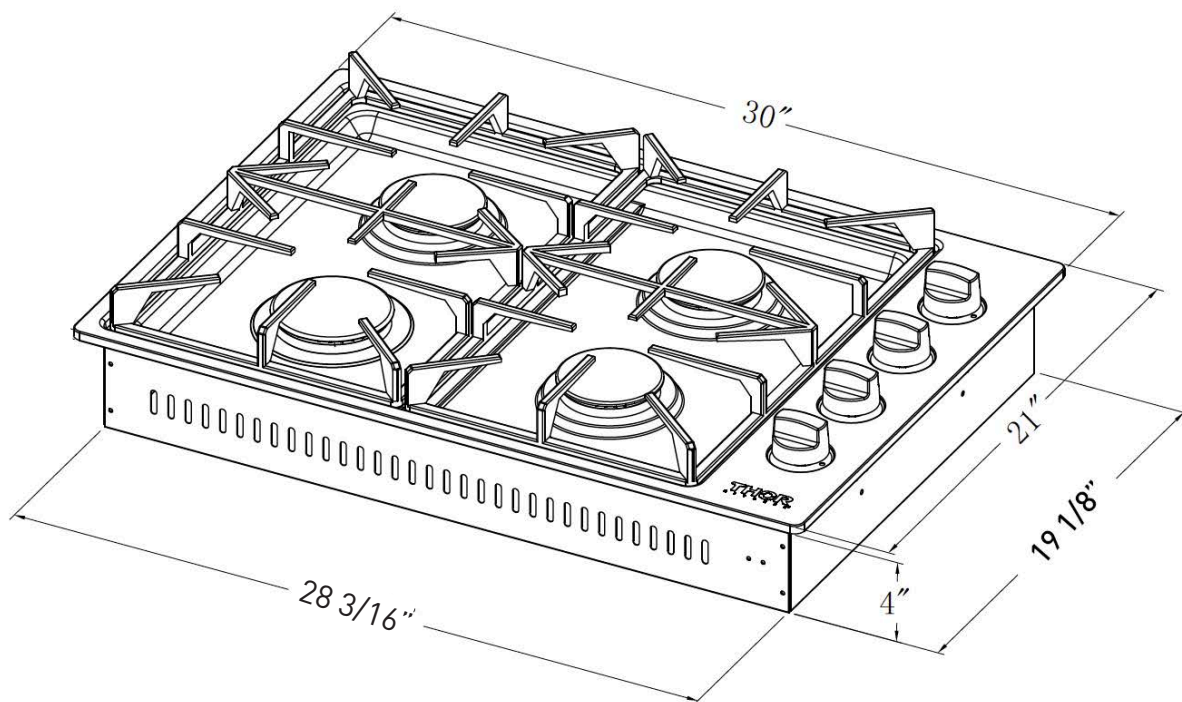


PRODUCT DIMENSIONS

Product Width	30"
Product Depth	21"
Product Height	4 3/8"
Cut-Out Left to Right Width	28 5/8"
Cut-Out Front to Back Depth	19 1/2"
Cut-Out Height	4"
Shipping Dimension (W x H x D)	37" x 24 3/16 x 9 1/16"

PRODUCT WEIGHT

Gross Weight	48.34 lb.
Net Weight	38.61 lb.





Product: 36 Inch Professional Drop-In Gas Cooktop with Six Burners in Stainless Steel


Model Number: TGC3601 **UPC#:** 850018999502

TECHNICAL DETAILS

Appliance Type	Built-In
Fuel Type	Gas
Ignition Type	Electrical
Cooktop Control Type	Standard Dial Control
Control Location	Right
Color/Finish	Stainless Steel
Knobs Material	Metal Knob - Acrylic Trim Ring for Blue LED
Commercial/Residential	Residential

BURNER PERFORMANCE

Total Burners	6
[1] Front Left Burner	18,000 BTU
[2] Front Middle Burner	18,000 BTU
[3] Front Right Burner	6,000 BTU
[4] Rear Left Burner	12,000 BTU
[5] Rear Middle Burner	12,000 BTU
[6] Rear Right Burner	6,000 BTU



FEATURES & BENEFITS

- Six High-Intensity Burners** - Six sealed burners, including two high-intensity 18,000 BTU power burners that produces fast, intense heat and contains spills to make cleaning quick and easy.
- Professional Illuminated Knobs** - Metal constructed knobs provide easy access to flame settings and illuminate a striking blue when in operation.
- Stainless Steel Cooktop** - Adds a sleek, modern design to any kitchen; this product is designed with a single piece of stainless steel to withstand spills and grease for easy cleaning.
- Continuous Cast Iron Grates** - Heavy-duty, edge-to-edge, porcelain-coated cast iron grates allow for easy movement of pans between burners.
- Automatic Electric Ignition** - Eliminates the need to manually light the burners and protects the user from the likelihood of a burn because lighters and matches are not needed. It also saves money by using less gas than a standing pilot range.
- Liquid Propane Option** - LP convertible with liquid propane conversion kit included.
- Wok Ring** - Features a wok ring that provides extra stability for cooking with round-bottom woks.



WARRANTY: 2 YEARS ON PARTS AND LABOR



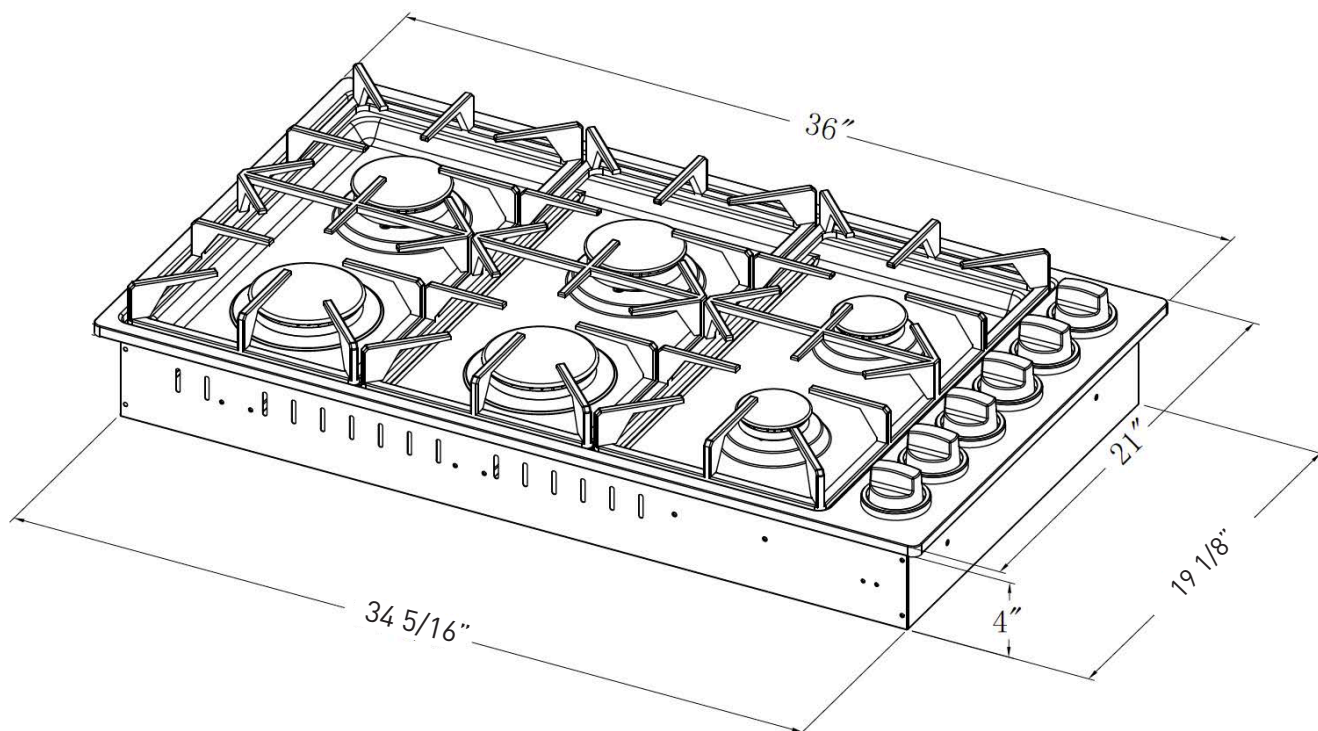
36 INCH PROFESSIONAL DROP-IN GAS COOKTOP - TGC3601

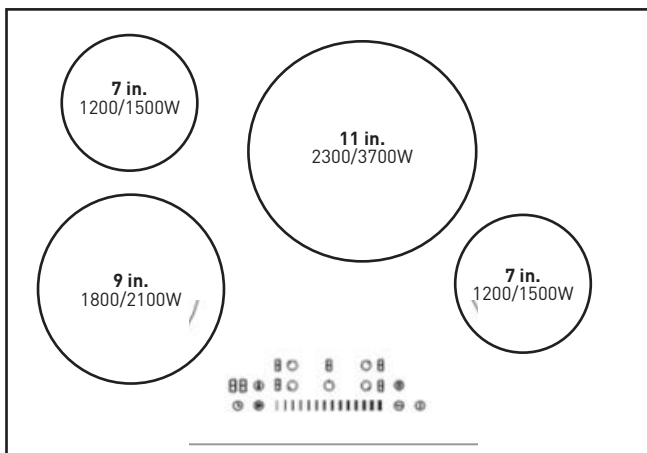
PRODUCT DIMENSIONS

Product Width	36"
Product Depth	21"
Product Height	4 3/8"
Cut-Out Left to Right Width	34 5/8"
Cut-Out Front to Back Depth	19 1/2"
Cut-Out Height	4"
Shipping Dimension (W x H x D)	39 3/16" x 24 3/16" x 9 1/16"

PRODUCT WEIGHT

Gross Weight	63.78 lb.
Net Weight	52.96 lb.





FEATURES

99 min timer / Child lock / 4 Booster / Keep Warm / Pause Function
9 level power setting
Individual residual heat indicator
2 - 8 hours automatic safety switch off
Slide touch

TECHNICAL DETAILS

1. Induction (Heating element)
2. Power cord: 47 1/4" without plug
3. Voltage / Frequency: 240v / 60Hz
4. Certification: ETL, RoHS, FCC
5. Amperage: 30A

FEATURES & BENEFITS

- 4 Elements** - The cooktop's total power is 7,200 W with one 11-inch 3,700-Watt, one 9 inch 2,100-Watt, and two 7 inch 1,500-Watt elements to cover your cooking needs
- 9 Power Levels** - So you can simmer a sauce or crank up the heat for a caramelized sear—now that's control
- Power Boost** - The cooktop elements offer a power boost adjustment so you get to your desired temperature fast
- Touch Controls** - Digital LED displays are touch and slide controlled and easy-to-read for the whole family and spills and grease can easily wipe away
- Residual Heat Indicators and Lock** - This cooktop also features a Residual Heat Indicator and Child Lock so that you and your kiddos don't burn your hands
- Automatic Safety Shut-Off** - The unit will auto turn-off without a cooking pot present after 2-8 hours of non-operation-safety first. depending on power level. See the graph below for power levels and time.

Power Level	LV. 1-3	LV. 4-6	LV. 7-9
Shut Off	8 hours	4 hours	2 hours

PRODUCT DIMENSIONS

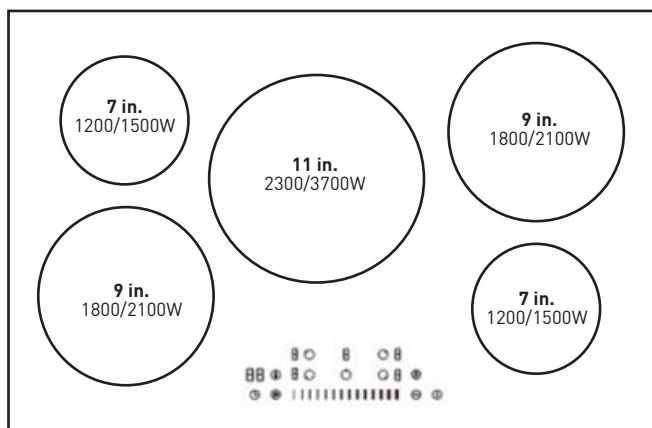
1. Product Size (inch) (W*D*H): 30" - 21" - 2 1/4"
2. Cut out Size (inch) (W*D): 28 3/4" - 19 5/16"
3. Carton Size (inch) (W*D*H): 35 1/16" - 27" - 6 7/8"
4. Product Net / Gross weight (lbs): 35.27 / 44.09

ELEMENT PERFORMANCE

Total Elements	4
1. Left Rear zone 7"	1200/1500W
2. Left Front zone 9"	1800/2100W
3. Right Rear zone: 11"	2300/3700W
4. Right Front zone: 7"	1200/1500W
Max Output	6500W

WARRANTY: 2 YEARS ON PARTS AND LABOR





FEATURES

99 min timer / Child Lock / 5 Booster / Keep Warm / Pause Function
9 level power setting
Individual residual heat indicator
2-8 hours - automatic safety switch off
Slide touch

TECHNICAL DETAILS

1. Induction (Heating element)
2. Power cord: 47 1/4" without plug
3. Voltage / Frequency: 240v /60Hz
4. Certification: ETL, RoHS, FCC
5. Amperage: 38.75A

PRODUCT DIMENSIONS

1. **Product Size (inch) (W*D*H):** 36" - 21" - 2 1/4"
2. **Cut out Size (inch) (W*D):** 33 7/8" - 19 5/16"
3. **Carton Size (inch) (W*D*H):** 40 3/8" - 27" - 6 7/8"
4. **Product Net/Gross weight (lbs):** 28.66 / 36.38

FEATURES & BENEFITS

- + 5 Elements** - The cooktop's total output power is 9,300W. Comes with one 11-inch cooking zone with 3,700W power boost mode, two 9-inch cooking zone with 2,100W boost mode and two 7-inch cooking zone with 1,500W boost mode to cover your cooking needs.
- + 9 Power Levels** - So you can simmer a sauce or crank up the heat for a caramelized sear—now that's control
- + Power Boost** - The cooktop elements offer a power boost adjustment so you get to your desired temperature fast
- + Touch Controls** - Digital LED displays are touch and slide controlled and easy-to-read for the whole family and spills and grease can easily wipe away
- + Residual Heat Indicators and Lock** - This cooktop also features a Residual Heat Indicator and Child Lock so that you and your kiddos don't burn your hands
- + Automatic Safety Shut-Off** - The unit will auto turn-off without a cooking pot present after 2-8 hours of non-operation-safety first. depending on power level. See the graph below for power levels and time.

Power Level	LV. 1-3	LV. 4-6	LV. 7-9
Shut Off	8 hours	4 hours	2 hours

ELEMENT PERFORMANCE

Number of Elements	5
1. Left Rear zone: 7"	1200/1500W
2. Left Front zone: 9"	1800/2100W
3. Right Rear zone: 9"	1800/2100W
4. Right Front zone: 7"	1200/1500W
5. Central zone: 11"	2300/3700W
Max Output	8300W

WARRANTY: 2 YEARS ON PARTS AND LABOR

