
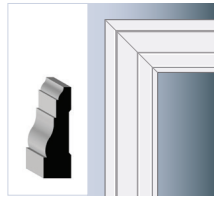


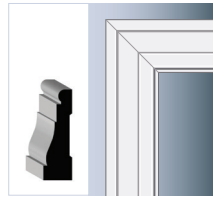
# Interior Trim Kits



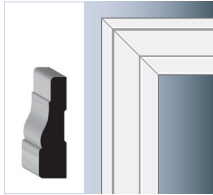
2-1/2  
Clamshell/Ranch  
WM315



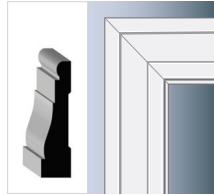
2-1/4  
Colonial  
WM366



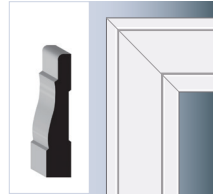
2-1/4  
Beaded Colonial  
WM376



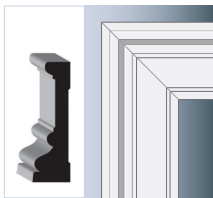
2-1/2  
Colonial  
WM351



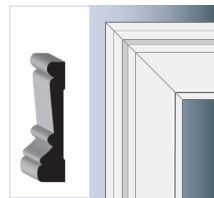
3-1/4  
Beaded Colonial  
WM445



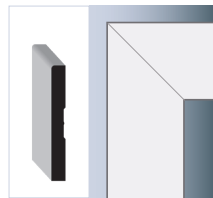
3-1/2  
Colonial  
WM444



3-1/2  
Windsor  
LGM7/B200



3-1/2  
Stafford  
GM650/B225



3-1/2  
Flat  
WM412

## Installation is Easy!



After window installation, position Trim Kit inside built-in pocket of Harvey window.



Secure Trim Kit with finish nails.



Align apron to outside of frame.



Secure apron with finish nails and fill in nail holes.

Harvey Interior Trim Kits are easy to order and provide quality workmanship and a precision fit that cuts your installation time down to seconds.

Fully assembled kits include interior casing and extension jambs, glued and backstitched, ready to apply to all Harvey vinyl new construction windows. Apron is cut to length with mitered returns and ships separately, to be installed on-site.


Available in 9 classic profiles in finger-jointed pre-primed Pine or Clear Pine.

### INSTALLATION OPTIONS

Extension jambs available in 4-9/16" or 6-9/16" drywall as well as 4-3/4" or 6-3/4" plaster + custom depths

Available for most factory-mulled combinations (excluding shapes)

### COLORS



Finger-jointed  
Pre-primed Pine



Clear Pine



File# 20-024