

Rechargeable Shipping Guide

If you are sending hearing aid(s) and premium charger(s) with an on-board lithium-ion battery:

This applies if hearing aid(s) and premium charger(s) are being sent together.

Rechargeable hearing aids sent alone do not need any special handling or additional labels. Rechargeable hearing aids shipping with a non-premium charger (do not include an on-board lithium-ion battery) also do not need any special handling or additional labels.



StarLink Premium Charger 2.0 (mRIC R)
StarLink Premium Charger 2.0 (RIC RT)
StarLink Premium Custom Charger 2.0 -
ITC R/HS R/ITE R



StarLink Premium Mini Charger (mRIC R)
StarLink Premium Mini Charger (RIC RT)



Premium Standard Charger - BTE R/RIC R
Premium Custom Charger - ITC R/HS R/ITE R
SoundGear Charger - ITE R



Mini Turbo Charger -
RIC R/BTE R

Labels Needed: UPS - Overnight, next day by 10:30 A.M. (Pre-applied) or Part number 86105-007

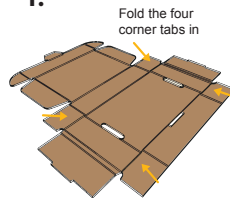


Prelabeled box available for shipping these items. Images above are for reference only, actual appearance may vary. Part number: 79042-007

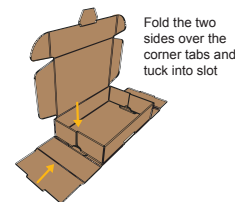
Instructions:

- 1 Assemble box.
- 2 Place hearing aids inside the premium charger.
- 3 Place premium charger inside.
- 4 Insert tab into slot to completely close the box. Add tape if necessary.
- 5 Use Next Day Air/Overnight label (pre-applied or part number 86105-007).

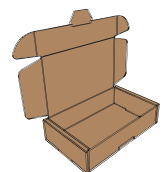
1.



2.



3.



4.



If you are sending premium charger(s) with an on-board lithium-ion battery only:

This applies if one or more premium charger is being sent in without the hearing aids. Non-premium chargers (do not include an on-board lithium-ion battery) do not need any special handling or additional labels.



StarLink Premium Charger 2.0 (mRIC R)
StarLink Premium Charger 2.0 (RIC RT)
StarLink Premium Custom Charger 2.0 -
ITC R/HS R/ITE R



StarLink Premium Mini Charger
(mRIC R)
StarLink Premium Mini Charger
(RIC RT)




Premium Standard Charger - BTE R/RIC R
Premium Custom Charger - ITC R/HS R/ITE R
SoundGear Charger - ITE R



Mini Turbo Charger
RIC R/BTE R

Labels Needed: UPS Ground Shipment Label (Pre-applied or Part number 84166-007)

IMPORTANT NOTE: Do not send with any other service other than Ground.



Part Number: 84166-007 (or printed from the ProSite)



Part Number: 70084-007 | **Do not print**

Images above are for reference only, actual appearance may vary.

Instructions:

- 1 Open box and place premium charger inside.
- 2 Tuck flaps into box slots to securely close box. Add tape if necessary.
- 3 Use UPS **Ground** (pre-applied or part number 84166-007) box. Do not cover any other marking on box with shipping label.



Prelabeled box available for shipping these items.
Images above are for reference only. Appearance may vary.
Part Number: 70084-007

Alaska, Hawaii and Puerto Rico Customers:

Please contact our Customer Relations Team at **1-800-328-8602** for options.

If you are sending one or more accessory:

This applies if one or more accessory is being sent with OR without the hearing aids.

Note: If there are no hearing aids in the shipment, make sure to send any charger in a separate package.



StarLink Edge
Remote Microphone



StarLink Edge
Table Microphone



StarLink Edge
TV Streamer



Remote Control 2.0



2.4 GHz
Table Microphone



2.4 GHz Remote Control (Advanced)
SurfLink Remote Control (Basic & Advanced)
TruLink Remote Control (Basic & Advanced)



SurfLink Mini Mobile System
(SurfLink Remote
Microphone 2,
SurfLink Mini Mobile Adapter,
SurfLink Remote
Microphone Original)

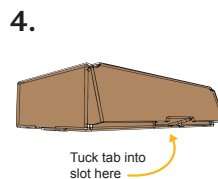
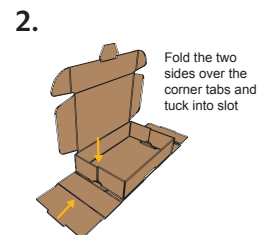
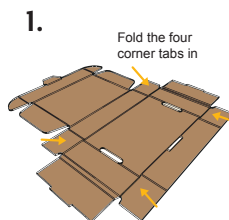
Labels Needed: UPS - Overnight, next day by 10:30 A.M. (Printed or Part number 86105-007)



Prelabeled box available for shipping these items. Images above are for reference only. Appearance may vary. Part number: 79042-007

Instructions:

- 1 Assemble box.
- 2 Place accessory inside.
- 3 Insert tab into slot to completely close the box. Add tape if necessary.
- 4 Use Next Day Air/Overnight box (pre-applied or part number 86105-007).



Hear better. Live better.