
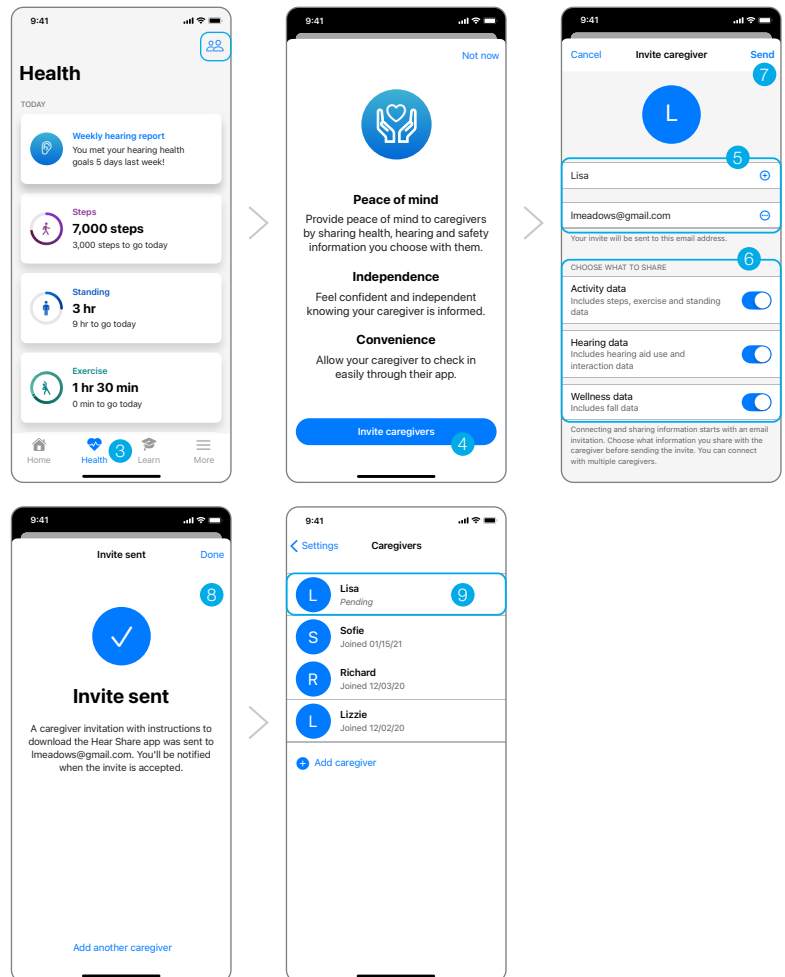


QUICKTIP

Hear Share App

Hearing Aid User: Invite a Caregiver

- 1 Load My Starkey. For more information see the *My Starkey QuickTIP*.
- 2 Launch My Starkey. The hearing aid wearer must be signed into TeleHear through My Starkey. For more information see the *TeleHear System Setup and Dashboard QuickTIP*. Communicating with the Hear Share app requires Cloud sign in.
- 3 To begin setup, select **Health**, then select .
- 4 Add a caregiver by selecting **Invite caregivers**, then **+Add Caregiver**. Caregivers are select family, friends or care team members that the My Starkey user chooses to share information with.
- 5 Enter the caregiver's name and email address.
- 6 Select what data to share with caregivers by tapping the sliders. Connection status and battery level are shared with all caregivers by default.
- 7 Select **Send**.
- 8 An Invite Sent screen will display indicating the caregiver was sent an email inviting them to use Hear Share.
- 9 The caregiver will show as Pending until the invitation is accepted. Once the invitation is accepted, the caregiver will show as Joined.

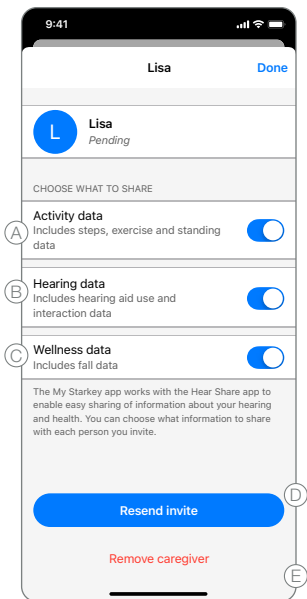


Hearing Aid User: Invite a Caregiver (Continued)

Tap the caregiver's name to edit the information that is shared.

Choose What to Share:

- (A) Activity data: A caregiver will see how often a hearing aid user is moving and exercising throughout the day.
- (B) Hearing data: A caregiver will see how many hours per day the hearing aid user is engaged with the world around them. This information includes time spent in complex listening environments as well as time spent audio streaming.
- (C) Wellness data: A caregiver will see when a fall has been detected by the hearing aids.
- (D) Tap **Resend invite** to resend the e-mail invitation to the caregiver.
- (E) A caregiver may be removed by selecting **Remove caregiver**.



Caregiver: Accepting a Hear Share Invitation

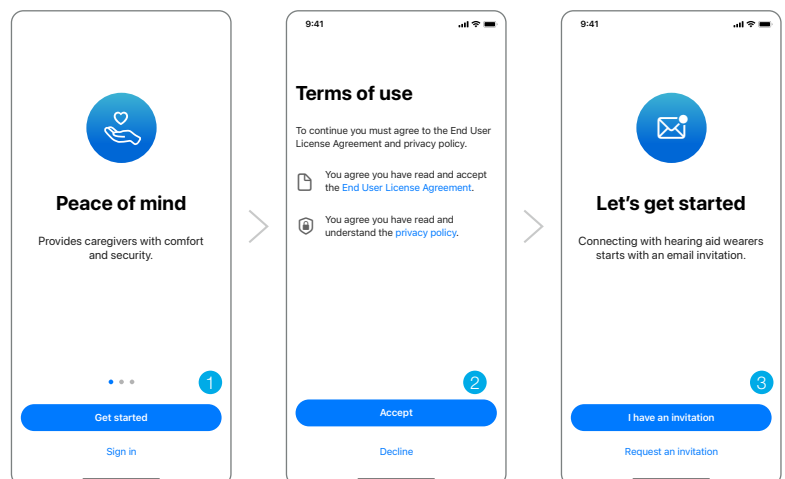
Load the Hear Share app.

For **Apple**, the Hear Share user must have an Apple ID to download the Hear Share app. To set up an account, visit <https://appleid.apple.com>.

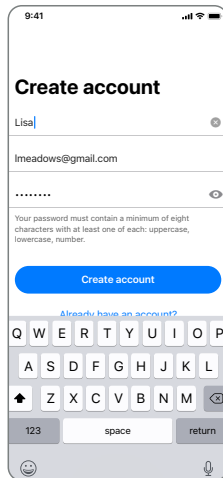
For **Android**, the Hear Share user must have a Google Play Store account to download the Hear Share app. A Google Play Store account can be created by going to Settings > Accounts. Choose an existing account or select Add Account to create a new account.

The Hear Share app works with My Starkey to allow the caregiver to view and monitor the health and wellness data being generated by the hearing aids.

- 1 Launch the Hear Share app. Select **Get Started** to setup the Hear Share app account. When accessing information after initial setup the Hear Share app user will select **Sign In**.
- 2 Review the Hear Share User Agreement. Click **Accept**.
- 3 If the hearing aid user has already added a caregiver, select **I have an invitation**. If the hearing aid user has not yet added a caregiver, select **Request an invitation**. A caregiver can view data from more than one hearing aid user.

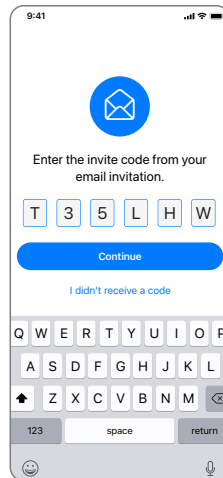


Caregiver: Accepting a Hear Share Invitation (Continued)



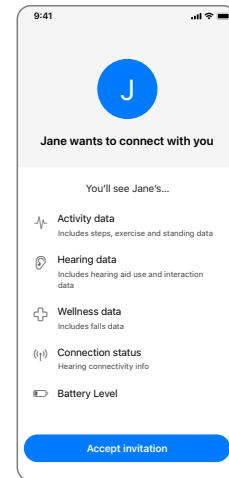
4

Caregiver enters their name, e-mail address, creates a password, and then selects **Create Account**.



5

Caregiver enters the 6-digit code received via email and selects **Continue**

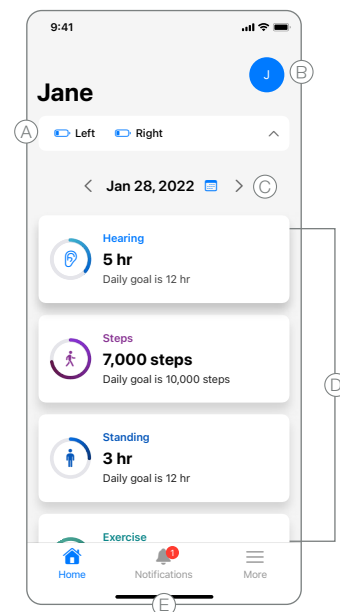


6

Caregiver selects **Accept Invitation** to confirm participation

View and Monitor Health and Wellness Data

- (A) View hearing aid battery status.
- (B) The top right icon displays the hearing aid user the caregiver is viewing. If a caregiver is connected to more than one individual, tap the icon to view a different hearing aid user.
- (C) The default date is the present day. To view another date select the right/left arrows to move back/forward one day. Tap the date to open a calendar view.
- (D) Scroll to view detailed information. Tapping on any data card opens a detailed view.
- (E) Tap the bell icon to view notifications.

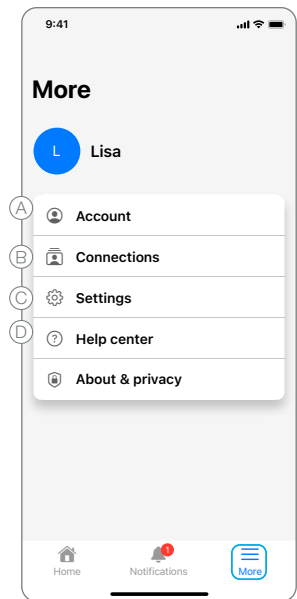


Hear Share Settings

A variety of settings can be configured through the **More** menu.

Tap the ☰ to access.

- Ⓐ Displays the caregiver's account information.
- Ⓑ Tap to view the hearing aid users/connections being monitored.
- Ⓒ Displays the data the caregiver has the option to receive notifications for.
- Ⓓ Displays Hear Share support for the caregiver.



Features may vary by country.

App may have slight differences depending on your phone.

Hear Share, the Hear Share logo, TeleHear and the Starkey logo are trademarks of Starkey Laboratories, Inc.

Android and Google Play are trademarks of Google LLC.

Apple, The Apple logo, iPhone, iPad, iPod touch, Siri, and App Store are trademarks of Apple Inc., registered in the U.S. and other countries.

©2023 Starkey Laboratories, Inc. All Rights Reserved. 1/23 FLYR4086-00-EN-ST

