

ALL NEW

StarLink Edge LE Adapter



# Connect & Go

The StarLink Edge LE Adapter allows you to easily connect compatible USB-C enabled phones, tablets, and computers to Starkey's LE Audio hearing aids, for hands-free high-quality streaming and sound.

*Compatible with:*

**OMEGA<sup>AI</sup> EDGE<sup>AI</sup>**

*Helpful Tip:*

Phones and tablets with a 3.5 mm audio jack may not work with the adapter due to audio routing pathway.



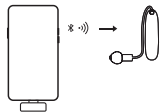
# Pairing your StarLink Edge LE Adapter

## 1. Connect the adapter to your host device



Plug the adapter into your host device (phone, tablet, PC). The adapter will automatically power on and enter pairing mode for initial use (if no previous pairing is found).

## 2. Pairing your LE Audio hearing devices



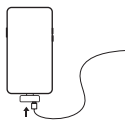
In pairing mode, the LED indicator on the adapter will flash blue. Turn your hearing aids **OFF** and then **ON** to activate pairing mode. The LED on the adapter turns solid blue for 5 seconds, then off when paired.

**Reconnect: Re-insert adapter if connection is lost.**

*Note: Some user controls on your hearing device(s) might not function with the adapter. Use your host device to accept/end calls.*

## OTHER FUNCTIONS

### Charging phone/tablet while using adapter



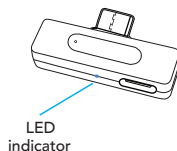
Connect your power charging cable into the adapter to charge the phone/tablet. Please note that USB data transfer is not available while using the adapter.

### Resetting system & entering pairing mode



Use a pointy tool to press the system reset button until the LED starts flashing blue. This indicates that the adapter is in pairing mode, ready to pair with a new device.

## Indicator Description



LED Indicator

**Pairing:** Flashing blue.

**Paired:** Steady blue light for 5 seconds and then turns off.