





Device Compatibility

Find out if your mobile device is compatible with the My Audibel app by scanning the code below with your device camera.



DOWNLOAD THE APP:

1. Open the **App Store**  on Apple devices, or **Google Play**  on Android devices.
2. In the search box, type  **My Audibel**.
3. Tap **GET** on Apple devices, or **INSTALL** on Android devices. This will download the app to your mobile device.



For a list of compatible devices, visit: www.audibel.com/apps/my-audibel.

Learn more about the My Audibel app

Visit www.audibel.com/apps/my-audibel for usage instructions, how-to videos, and more information on features.



www.Audibel.com

6700 Washington Ave. S.
Eden Prairie, MN 55344
1.800.328.8602

The app may have slight differences depending on your phone. NOTE: Phones of the same model can vary from country to country. This may impact compatibility in some countries.

Audibel, the Audibel logo, Aris, Audibel Vitality, and Intrigue are trademarks of Starkey Laboratories, Inc. ©2025 Starkey Laboratories, Inc. All Rights Reserved. The Bluetooth® word mark and logos are registered trademarks owned by Bluetooth SIG, Inc. Apple Watch®, Apple, and App Store are trademarks of Apple, Inc. registered in the U.S. and other countries and regions. Android and Google Play are trademarks of Starkey Laboratories, Inc.

©2025 Starkey Laboratories, Inc. All Rights Reserved. P00008883 9/25 BROC3009-01-EN-AB



AUDIBEL

My AUDIBEL

Mobile App

Easy as it gets.
Powerful as you need.





Your Audibel wireless hearing aids can connect via Bluetooth® technology to the compatible My Audibel app.

- **Hear better anywhere**

Make instant adjustments for clearer speech and reduced noise – even in the toughest listening environments.

- **Get tips, tools, and resources**

Adapt to hearing aids faster with quick how-to's, tips, and videos. All tailored for where you are on your hearing journey.

- **Monitor health and wellness**

Monitor daily hearing and physical activity to help you stay healthy. Set and achieve goals for hearing, steps, exercise, and beyond.

It's never been easier to take control of your hearing journey. And live your best life – with My Audibel.

My Audibel is compatible with Aris AI, Vitality AI, and Intrigue AI wireless hearing aids



Connecting your hearing aid(s) with a compatible Apple device

1. On your device, ensure **Bluetooth** is **ON**.
2. Select **Settings > Accessibility > Hearing Devices**.
3. Turn your hearing aids **OFF** and then **ON** to activate pairing mode.
4. Under **MFI HEARING DEVICES** you should see your hearing aids (e.g. “**Jane’s hearing aids**”). Tap this.
5. Tap **Pair** for each hearing aid (**RIGHT** and **LEFT**). Pairing is complete.
6. Open the **My Audibel app**, and then follow the prompts to create your account and connect your hearing aids.



Change programs and adjust volume quickly and easily on your compatible Apple Watch.

Visit the **Learn section** of the app for instructions on how to install the My Audibel app to your Apple Watch.



Connecting your hearing aid(s) with a compatible Android device

1. Tap the **Settings icon** on your device.
2. On your device, ensure **Bluetooth** is **ON**.
3. Turn your hearing aids **OFF** and then **ON** to activate pairing mode.
4. Open the **My Audibel app**, and then follow the prompts to create your account and connect your hearing aids.
5. When you see your hearing aids listed on the screen, select the box(es) next to each hearing aid (**RIGHT** and **LEFT**). Tap **CONNECT**. Pairing is complete.

