



EDGE^{AI}

Technical Product Brochure

Spring 2025



“These hearing aids are so smart that I don’t really ever have to adjust what I’m hearing. I can go to a place and they self adjust.”

Sherry L.
Property Manager

Table of Contents

Sensory

Additive Compressor..... 10

e-STAT 2.0..... 10

REM Target Match..... 11

Dynamic Range..... 12

Starkey’s Deep Neural Network..... 13

Subconscious

Feature Set..... 16

Sound Manager..... 18

 Sound Enhancement..... 18

 Situational Sound Management..... 21

 Directionality..... 22

Feedback Canceller..... 24

Streaming..... 25

Frequency Lowering..... 26

Multiflex Tinnitus Pro..... 27

Conscious

Edge Mode+..... 30

My Starkey App..... 32

User Control..... 33

EDGE^{AI}

Starkey put the **AI** in hearing aids

Powered by our groundbreaking seventh generation AI technology, Starkey Edge AI delivers DNN-driven speech enhancement and noise reduction

13^{UP TO}dB **SNR IMPROVEMENT**
IN NOISY ENVIRONMENTS

Larissa, T. & Marquardt, D. (2025)

30%
MORE ACCURATE
AT IDENTIFYING SPEECH

Bettehem, T. et al. (2024)

51^{MAINTAINS UP TO}hrs
BATTERY LIFE

Starkey proprietary report (2024)

APPROPRIATELY CLASSIFIES
MULTI-TALKER BABBLE

Bettehem, T. et al. (2024)

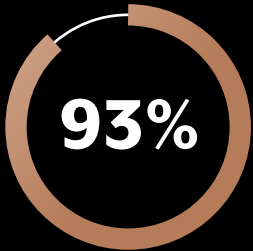
6dB
ADDITIONAL
REDUCTION
IN LOW-LEVEL NOISE

*Breaking down the noise
with Edge AI (2024)*

WATERPROOF
UP TO 1 METER

(Rechargeable styles only)

Borra, G. (2023)



Edge AI patients
saw **significant positive**
benefit scores after a
6-week field trial

Olson, M. et al. (2024)

BETTER FOR
SPEECH
IN NOISE

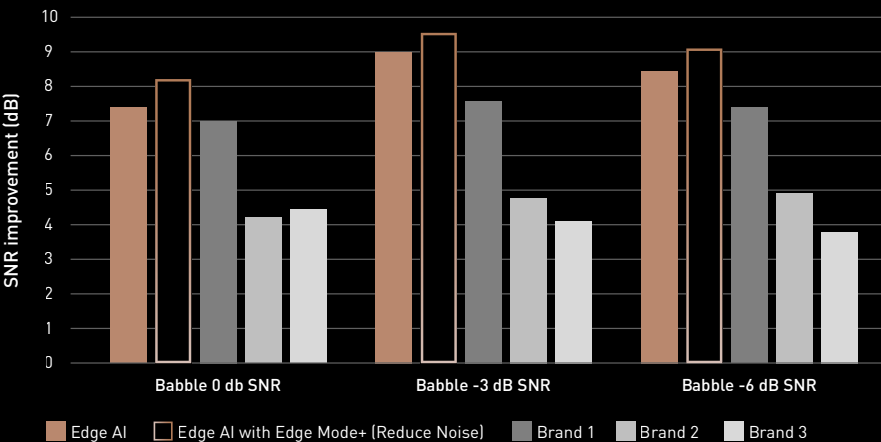


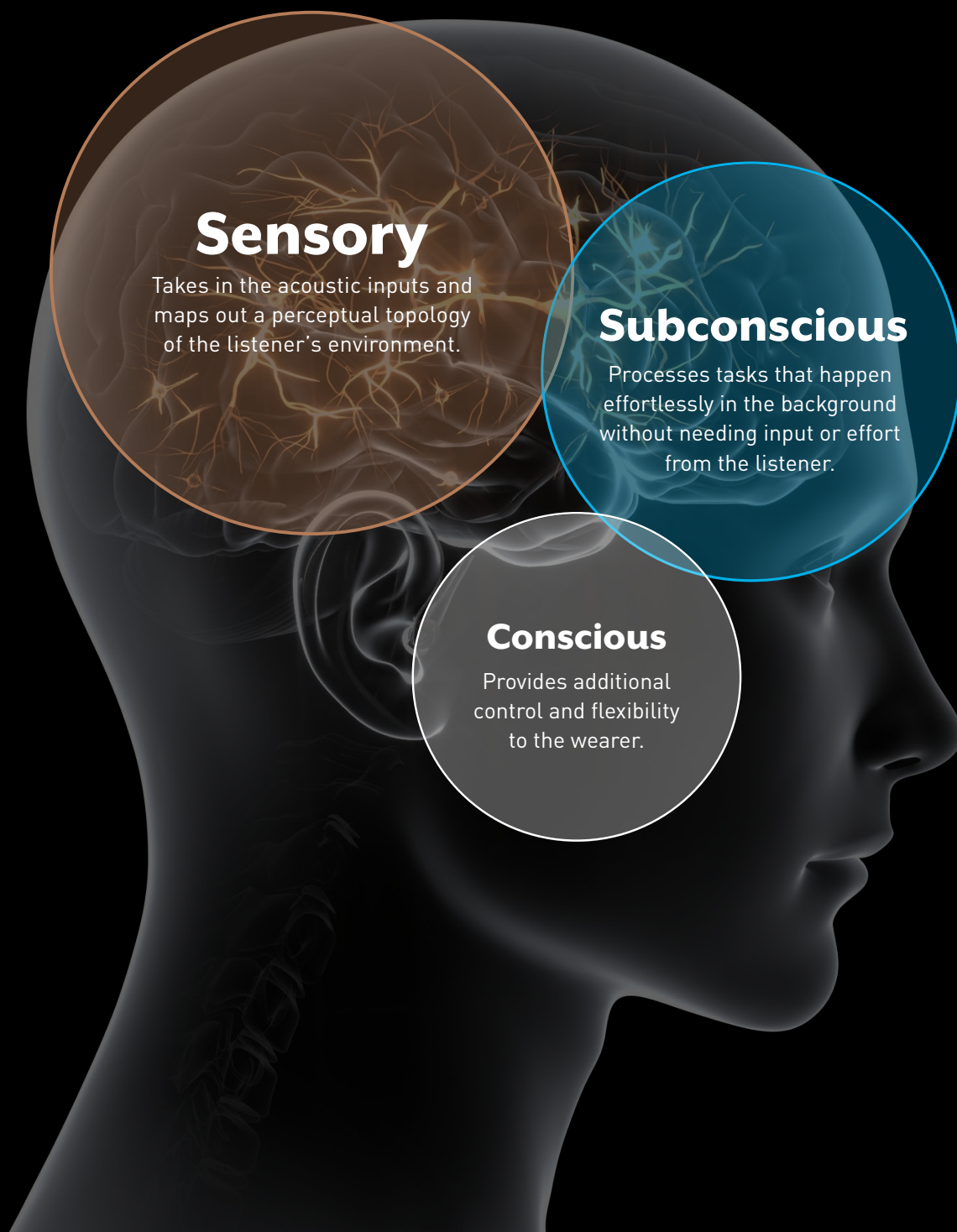
DNN Noise Reduction
preferred **3:1** over previous
technology when listening
to speech in noise

Bettehem, T. et al. (2024)

BETTER THAN THE REST
IN NOISY CONDITIONS

Larissa, T. & Marquardt, D. (2025)





Processing sound at the speed of subconsciousness

Advanced Processor



The next generation G2 Neuro Processor features the industry's only neural processing unit (NPU) fully integrated into the chip and uses a dedicated hardware-accelerated Deep Neural Network (DNN). This means that Edge AI RIC RT continues to offer patients up to **51 hours of battery life while providing 100-fold more processing than its predecessor.**

Thanks to the industry's most advanced processor, our proprietary sound experience system is agile, precise, and designed to mimic the way the human brain works. It incorporates acoustic information, motion, and listening intent, then processes them via three distinct areas: Sensory, Subconscious, and Conscious, designed to provide increased clarity, comfort, spatial awareness, and sound quality.

Sensory

The Sensory area of Neuro Sound Technology 2.0 takes in information about the listener's surroundings and maps out a perceptual topology of the listener's environment. Using the Deep Neural Network (DNN) embedded in our G2 Neuro Processor, it knows if the listener is in a quiet or noisy environment, if there are multiple speakers around, or if the listener is in motion and needs a different processing strategy.

Subconscious

Like our brain, the Subconscious area processes tasks that happen effortlessly in the background without needing input or effort from the listener. Here, features like our Sound Manager, Feedback Cancellor, and Directionality continuously work, making millions of adjustments every hour to ensure the listener is hearing their best in any listening situation.

Conscious

Every listener's needs are different, and their intent can't yet be 100% determined by an algorithm. The Conscious part of Edge AI provides additional control and flexibility to fill in this gap, giving the listener tools and features they can use to suit their unique listening needs.



Sensory Processing

The Sensory area of Neuro Sound Technology 2.0 takes in information about the listener's surroundings and maps out a perceptual topology of the listener's environment.

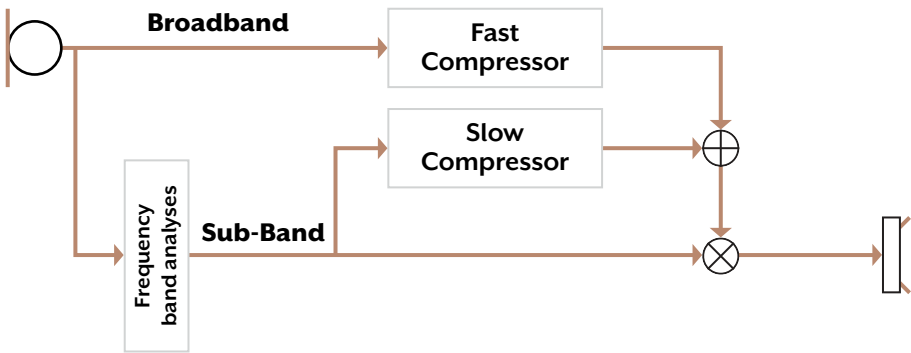
Using the **Deep Neural Network (DNN) embedded in our G2 Neuro Processor**, it knows if the listener is in a quiet or noisy environment, if there are multiple speakers around, or if the listener is in motion and needs a different processing strategy.

Additive Compressor

The perfect balance of comfort and clarity

The additive compression architecture has both fast and slow compression logic running independently and in parallel, which is later combined. The fast compressor operates on the dynamic, fast-moving broadband components of an input signal, providing better audibility for soft components while reducing the contrast between the louder and quieter portions of the speech signal. This means more gain for soft sounds, like consonants.

The slow compressor accounts for the audiogram and ensures that the environmental input is within the patient’s dynamic range. This means that soft sounds are soft but audible, average sounds are comfortable, and loud sounds are not too loud. The slow compressor operates on the relatively static, slow-moving sub-band components of the input signal, providing better sound quality and preservation of binaural cues.

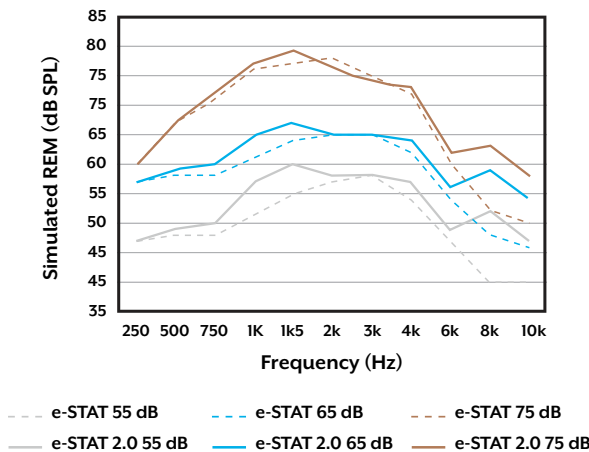


e-STAT 2.0

Faster more accurate fits

Our proprietary fitting formula, e-STAT 2.0 works together with our new compressor architecture to provide more gain for soft speech and better audibility at higher frequencies. This improvement in conjunction with the optimized acoustic model feature, predicts the ear canal acoustics and personalizes patients’ fittings, resulting in faster, more accurate first fits.¹

Comparing Fitting Formulas



REM Target Match

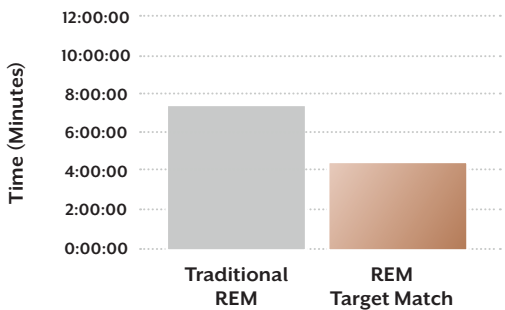
Reduce fitting time while improving outcomes

REM Target Match is an automatic real ear measurement (REM) tool that allows the hearing professional to quickly and automatically fit hearing aids using the Gold Standard in fitting protocol, while providing their clients with a superior outcome. Using the unique acoustics of the client’s ears, REM Target Match automatically measures the Real Ear Unaided Gain (REUG) and the Real Ear Aided Response (REAR).

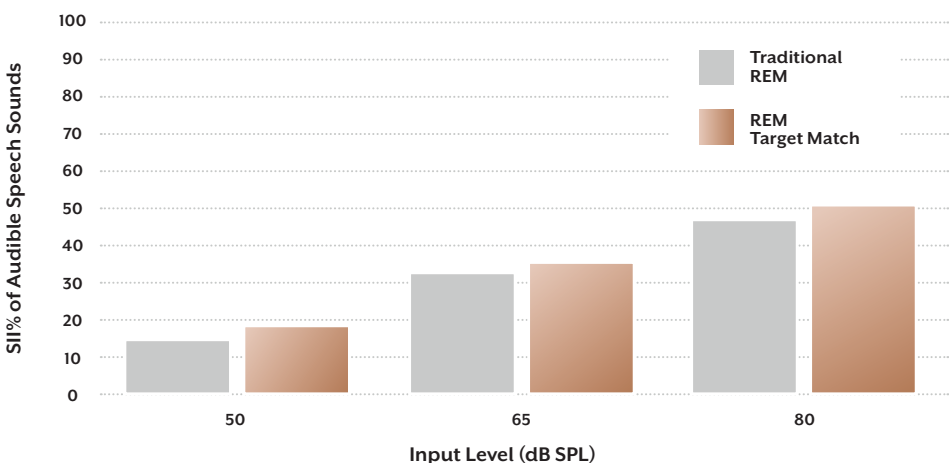
With these measurements, Pro Fit automatically adjusts the gain to match target, and measures the REAR again to ensure an optimal fitting. REM Target Match facilitates direct communication between most popular REM systems and can be used with any fitting formula, including e-STAT 2.0.

REM Target Match has been shown to significantly reduce fitting time compared to traditional REM measurements while maintaining Speech Intelligibility Index (SII) values compared to manual REM measurements.¹

Average Time for REM – Verifit 2



Average Speech Intelligibility Index (SII) values



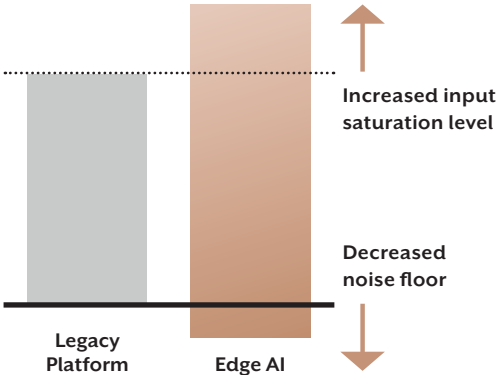
1. Micheyl, C., Harianawala, J., Schepker, H., Woodworth, L., Introwitz-Williams, M., et al. (2023). Pro Fit Acoustic Model Optimization: A Better, Faster Fit. Starkey. Acoustic Model Optimization Starkey white paper.

1. Rakita, L. (2021). REM Target Match: Effortless Fitting, Improved. Starkey white paper.

Dynamic Range

More range ensures more natural sound and better sounding music

The Starkey Neuro Processor made significant improvements in audio input processing capabilities with a 20 dB improvement to circuit dynamic range. The input saturation level increased from 108 dB SPL to 118 dB SPL while the circuit noise floor reduced by 10 dB. To the listener, audio signals with high peaks—like music—are more natural, enhancing the overall listening experience.



Starkey’s Deep Neural Network (DNN)

Intelligently powering complex analyses

The Starkey G2 Neuro Processor was built for efficiency, speed, and growth. Thanks to this solid foundation, we’ve been able to add more complex features with more nuanced processing strategies to help patients hear in every environment.

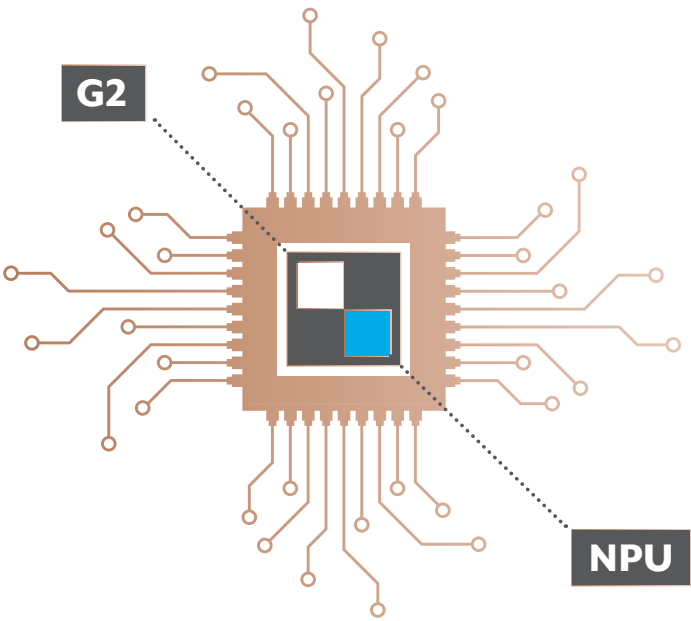
Starkey’s DNN operates on an integrated neural processing unit (NPU) that is dedicated to DNN processing. This allows DNN-driven features to be always on and run in parallel with our sound management system for more efficient processing — both in speed and battery life.

Edge AI RIC RT continues to offer patients up to 51 hours of battery life while providing 100-fold more DNN processing than its predecessor.

DNN is used in conjunction with our sound management system to better distinguish between speech and noise, further reducing instances where speech-like noise (e.g., multi-talker babble noise) is misclassified as speech.

Despite being a highly sophisticated system, DNN processing has not replaced the sound management system entirely for two reasons:

1. Sound management alone is accurate and provides reduced noise while not impacting other target signals that open the world to the patient.
2. While AI is a valuable tool to identify and process sounds, it cannot replace the decision-making capabilities of the human brain—currently the only tool that can identify intent.



DNN continues to be used in our industry exclusive Edge Mode+ tool that enables patients to choose when they want more advanced signal processing and precisely what they want in any given situation — either enhanced speech or reduced noise.



Subconscious Processing

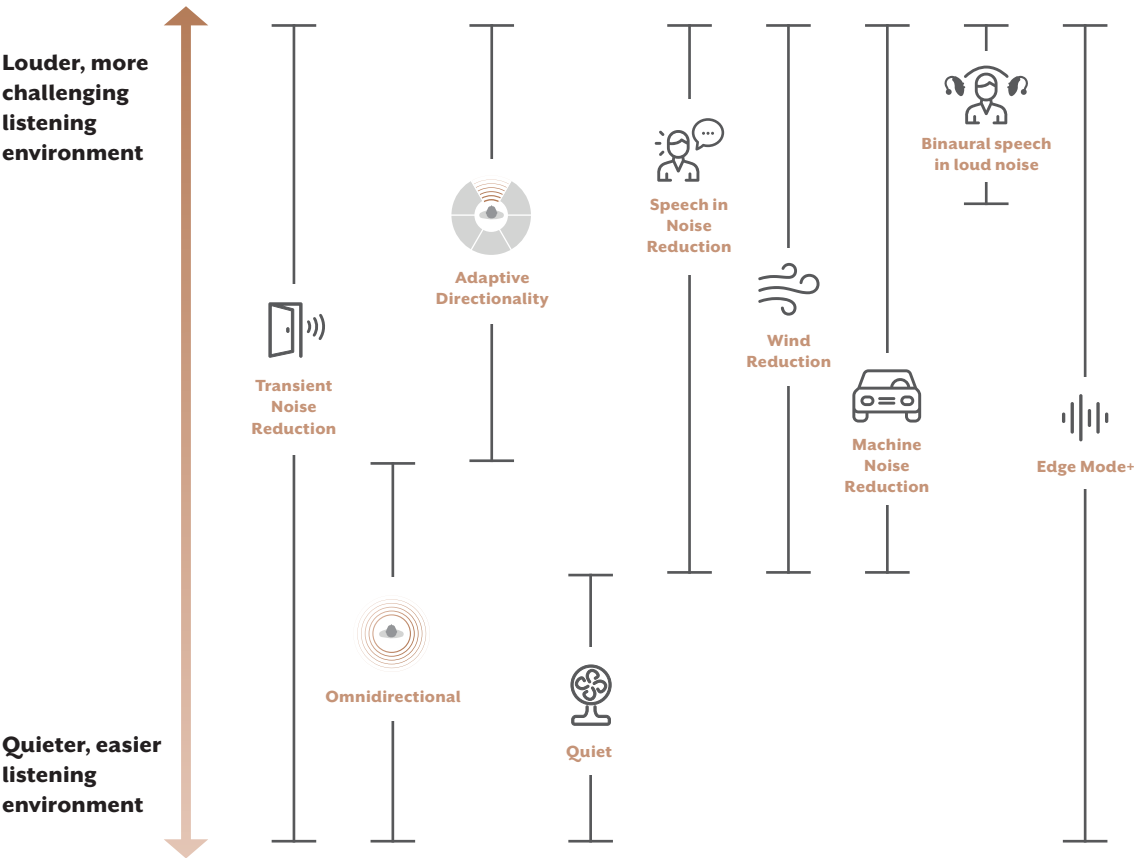
Like our brain, the Subconscious processing happens effortlessly in the background without needing input or effort from the listener.

Here, features like our Sound Manager, Feedback Cancellor, and Directionality continuously work, making millions of adjustments every hour to ensure the listener is hearing their best in any listening situation.

Feature Set

For every listening environment

Wherever the patient goes, whatever the acoustic input, Starkey’s subconscious, automatic systems have them covered. From a quiet, easier listening environment, all the way to a bustling challenging scene, there is a feature—oftentimes multiple—working to make better hearing a reality.



HOW IT HELPS

Edge AI’s research driven sound features are clinically evaluated based on patient performance and preference, and available in different technology tiers so patients can choose the best option for their lifestyle.

EDGE^{AI}

Tech Tiers | Channels | Bands

24

20

16

Edge Mode+				
Automatic		●	○	○
User Control		●	○	○
Personalization		●	●	○
App Control		●	●	●
Speech Optimization				
Consonant Brightness		●	●	●
Voice AI*	Maximum	●	○	○
Sound Manager				
Quiet		Maximum expansion	Moderate expansion	Mild expansion
Machine Noise Reduction		Up to 22 dB of reduction	Up to 12 dB of reduction	Up to 7 dB of reduction
Speech in Noise Reduction		Up to 22 dB of reduction	Up to 10 dB of reduction	Up to 8 dB of reduction
Transient Noise Reduction		Up to 15 dB of reduction	Up to 9 dB of reduction	Up to 6 dB of reduction
Enhanced Wind Reduction		Up to 35 dB of reduction	Up to 19 dB of reduction	Up to 10 dB of reduction
Additional Key Features				
Translate		●	○	○
Transcribe		●	●	○
Multiflex Tinnitus Pro		●	●	○
Smart Assistant & Find My Hearing Aids		●	●	●
2-Way Audio		●	●	●
Hearing Health & Activity Tracking		●	●	●
Fall Alert & Balance Assessment		●	●	●
Reminders & Self Check		●	●	●
Auto Sleep		●	●	●
Tap Control		●	●	●
TeleHear full remote fit		●	●	●
REM Target Match		●	●	●
Demo Stream		●	●	●
Waterproof up to 1m**		●	●	●
Apple Watch Controls*		●	●	●

Features noted above in blue are available within My Starkey app.

*For iOS users only. **Rechargeable styles only.

Sound Manager

The Sound Manager uses a combination of both machine learning and DNN techniques to identify the user’s unique listening situation, and ensures a smooth, seamless transition between settings as the user moves throughout their day.

The Sound Manager can be broken down into three categories:

- 1. **Sound Enhancement** — features that work to enhance speech and reduce background noise.

- 2. **Situational Sound Management** — made for listening ease, these features work to ensure bothersome everyday sounds are audible, yet comfortable.
- 3. **Directionality** — ensuring the wearer can confidently move throughout their day with seamless transitions adapting to the world around them.

1. Sound Enhancement

Speedy, seamless and smart

Consonant Brightness

Consonant Brightness controls the fast compressor to quickly and accurately identify consonants in speech that can easily be missed by the listener. Consonant Brightness can be made more aggressive, which controls how fast the compressor is working. If a patient can ‘hear’ the compressor working, Consonant Brightness may be turned down to provide a more seamless listening experience.

Binaural Speech in Loud Noise

Binaural Speech in Loud Noise* uses the Near Field Magnetic Induction (NFMI) radio to have a true ear-to-ear streaming comparison in loud environments. Made to work like the auditory cortex in noisy situations, each hearing aid compares the time and level of the input signal to determine if it is a signal of interest or not.

If the signals between hearing aids are drastically different, the hearing aids will reject them. If the signals are similar, the hearing aid will amplify. Binaural Speech in Loud Noise works smoothly in the background to provide the best listening experience in loud and noisy situations.

Quiet

Using expansion, the Quiet system adapts to low-level noises that many hearing aid users—especially new users—find bothersome, like air conditioning, paper rattling, or feet shuffling on carpet. Adjust Quiet to a higher setting if a patient is more bothered by these or other low-level noises. Or, for long-time hearing aid wearers accustomed to everyday sounds, you can turn it off.

With the G2 Neuro Processor, equivalent input noise is lowered by 2 dB! Patients can continue to enjoy the quiet, clear quality they are used to from our Neuro platform technology.

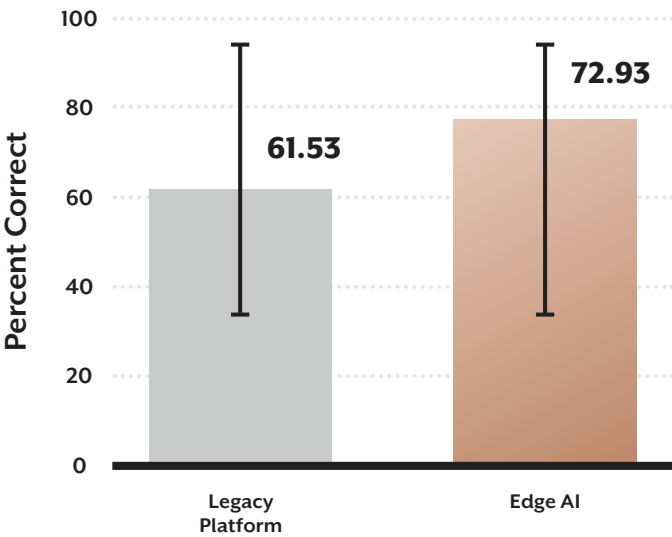
Speech in Quiet

With hearing aid users typically spending 75% of the time in acoustic environments that are 60 dB SPL or quieter, understanding a quiet speaker can be just as difficult as hearing in noise¹. While expansion addresses low level signals that are not of interest, the newest addition to the G2 Neuro Processor platform is able to provide an additional reduction in redundant soft signals that are not speech. This further clarifies the quiet speech signals.

When amplifying soft speech sounds, one might think such a gain increase also increases low level signals that aren’t of interest.

However, thanks to the enhancements to a few core audio signal processing algorithms, the hearing aid will quickly analyze the signal-to-noise-ratio (SNR) and attenuate the low-interest signal—like equipment or speech babble—by about 6 dB.

Thanks to these improvements, the Neuro Processor outperformed a previous platform for soft speech with an improvement of 10% higher intelligibility scores².



1. Jorgensen, E., Xu, J., Chipara, O., Oleson, J., Galster, J., & Wu, Y. H. (2023). Auditory Environments and Hearing Aid Feature Activation Among Younger and Older Listeners in an Urban and Rural Area. *Ear and hearing*, 44(3), 603–618. 2. Internal Starkey study, 2023.

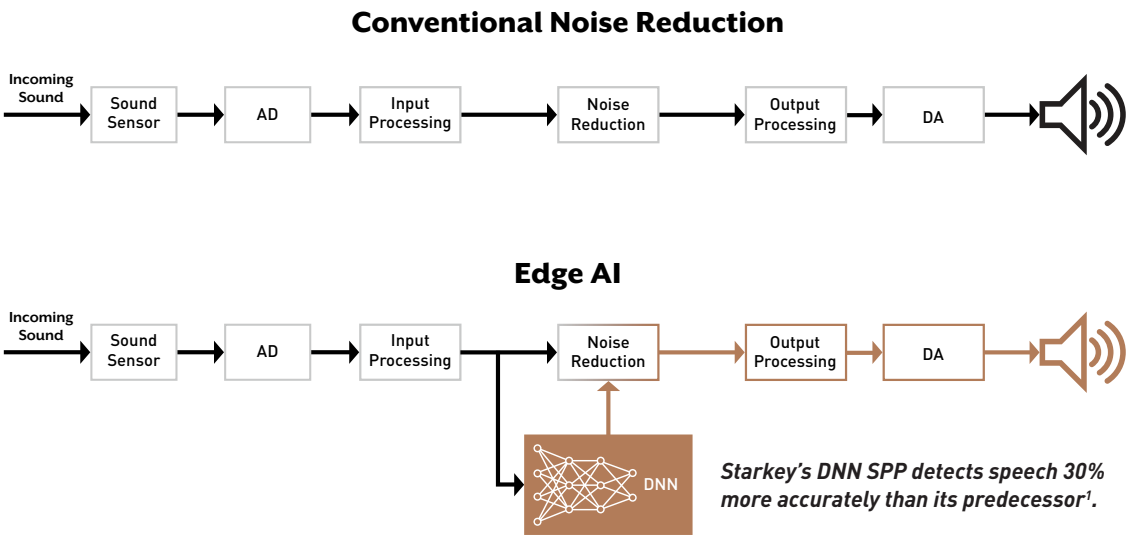
HOW IT HELPS

Edge AI helps patients understand speech in all environments, even quiet speakers in the presence of noise.

Speech in Noise

Addressing most patients’ number one complaint, the Speech in Noise system adapts on a channel-by-channel basis to ensure that only channels affected by noise are reduced — while maintaining the signals of interest.

AI has always been integral to the sound management system to make it more precise at detecting different noise and sound sources. Thanks to the power of the G2 Neuro Processor and dedicated DNN processing, the Speech in Noise system harnesses the power of DNN while processing and analyzing speech sounds.



Starkey’s sound management system utilizes a DNN Speech Presence Predictor (SPP) to quickly and accurately determine speech signals of interest versus speech signals that are not of interest, like multi-talker babble. **Starkey’s DNN SPP detects speech 30% more accurately than its predecessor¹.** Using DNN to identify speech vs. speech noise elevates Starkey’s sound management system to be more accurate and provide the patient an easier listening experience.

1. Betlehem, T., Parth Mishra, P., Xu, J.,Marquardt, D., McKinney, M. (2024). Leveraging DNN in Starkey Edge AI. Starkey white Paper.

HOW IT HELPS

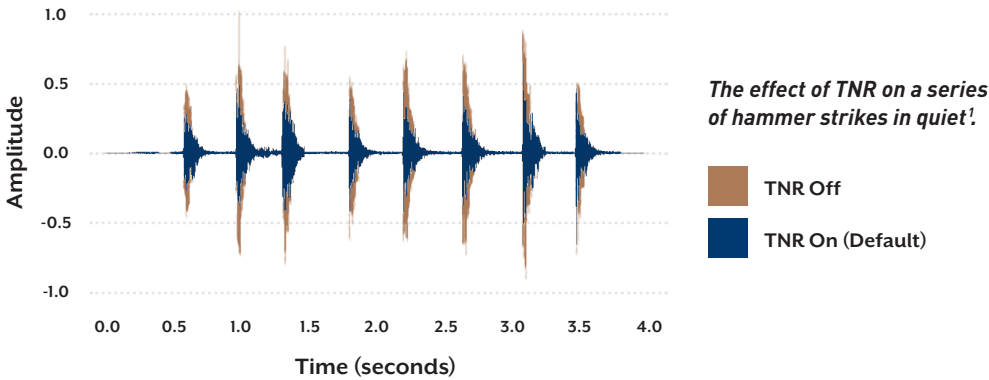
Edge AI is able to differentiate between speech and multi-talker babble noise more accurately than before, helping patients better understand speech in noisy environments.

2. Situational Sound Management

Comfort is always the constant

Transients

Made to combat sharp, sudden sounds like a door slamming or getting ice from a bin, transients act as a fast compressor to quickly adapt to these bothersome noises. Transient Noise Reduction (TNR) attenuates transients in a level-dependent manner with more attenuation applied in quieter environments, and less attenuation given in louder environments. This is important for user comfort, as transient noises are typically more bothersome in a comparatively quiet environment.

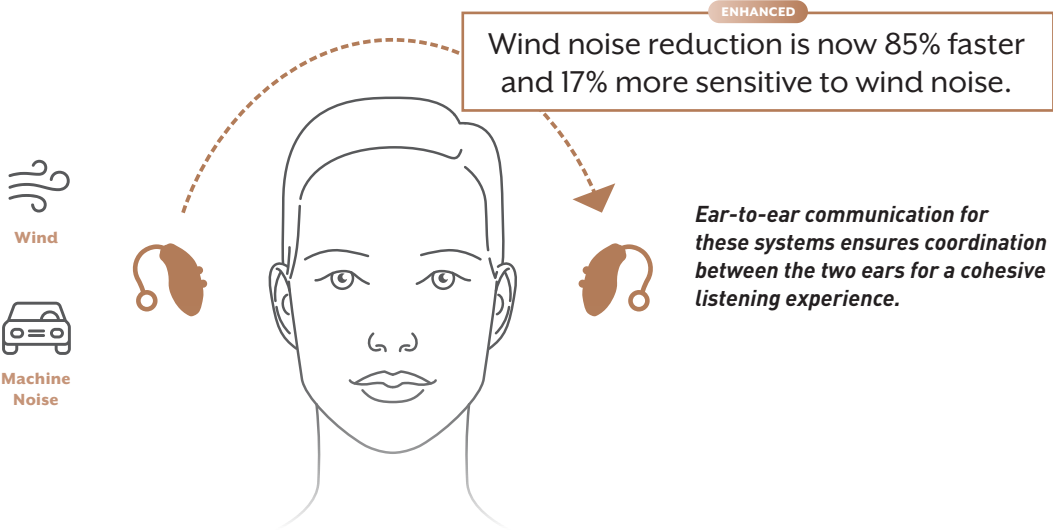


Binaural Wind

Binaural wind noise management system quickly identifies and tackles continuous wind noise. Binaural wind noise management can reduce wind noise by up to 35 dB, preserving listening comfort in any challenging outdoor environment.

Binaural Machine

Machine noise can be classified as a steady-state, repetitive noise like road noise, vacuum cleaner, or a blow dryer. Binaural machine noise reduction reduces noise by up to 22 dB.



1. Walsh, K. (2019) Transient Noise Reduction. Starkey white paper.

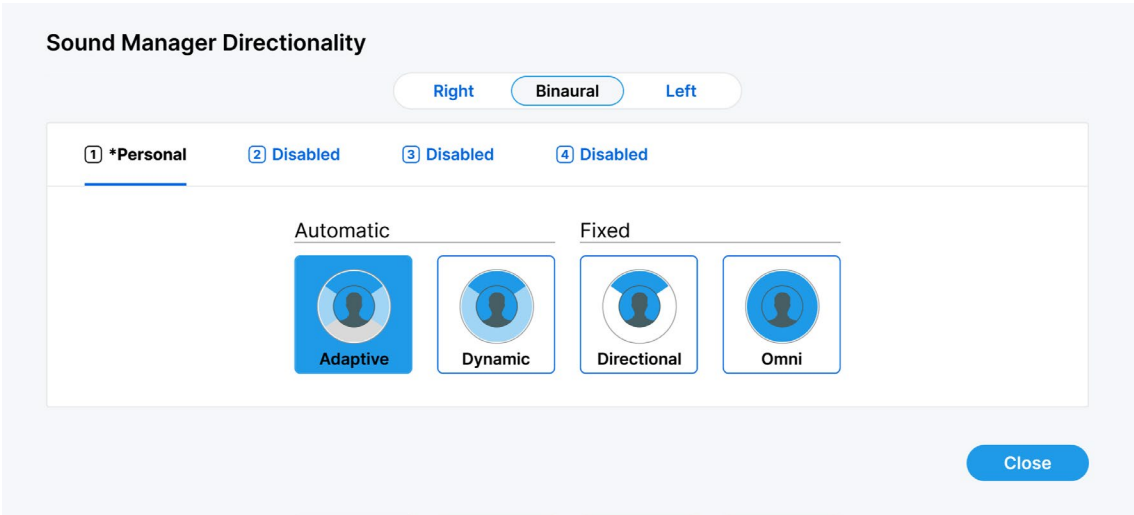
3. Directionality

Hear better on the go

Adaptive Directionality

Starkey offers a full suite of directionality options that operates automatically in the background or can be set independently by the professional as needed. It is recommended to leave the directionality mode at the default settings in most situations. With Adaptive Directionality, channel-specific null steering engages to protect speech at all angles around the listener while adapting to block the loudest noise source.

Pro Fit Fitting Software Screen



Adaptive - Automatic, adaptive null steering to protect speech at all angles around the listener.

Dynamic - Automatic switching between omnidirectional and fixed directional modes based on the environment.

Directional - Fixed directional; amplifies sound from in front of the listener more than from behind via a hypercardioid polar plot.

Omni - Fixed response; amplifies sound from all directions equally.

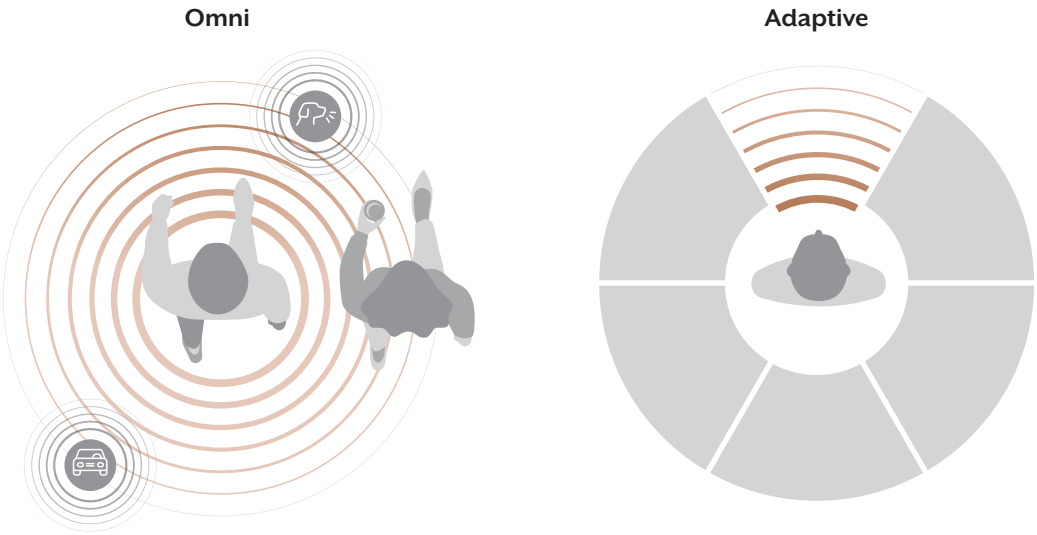
Motion-based Optimization

Motion-based optimization (MBO) uses the power of sensor technology to improve situational awareness, reduce wind noise, and minimize feedback. **MBO will automatically engage for easy listening wherever the wearer goes.**

Using embedded sensor technology, the hearing aids note when the user is moving (walking, running), and adapt the directional microphones to omnidirectional mode. This ensures up to a 3 dB signal-to-noise-ratio (SNR) improvement for increased situational awareness and the best listening experience.

Additionally, the use of the omnidirectional microphone system reduces wind noise across all types of wind energy. The always-on wind noise reduction system provides up to 35 dB of wind noise reduction for continuous wind noise. With MBO, the wind noise reduction reacts to any type of wind energy—continuous and bursts—which means wind noise will be less disturbing.

But it doesn't stop there. MBO also leverages the industry's first use of sensors to detect small movements—like chewing or moving the hearing aid—to engage our renowned feedback cancellation system to be its most aggressive. This provides 10% greater gain margins to ensure no squeaks or squeals escape if the ear canal seal is broken.



HOW IT HELPS

Edge AI is smart enough to know when patients are in motion, and will adjust to ensure they are hearing their best in those situations.

Feedback Canceller

Stopping the chirps before they happen

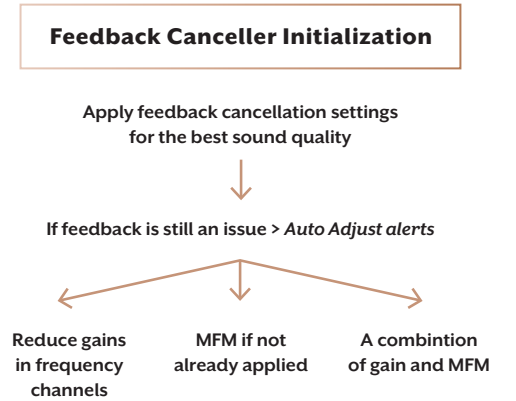
Starkey's feedback cancellation system automatically suppresses feedback before it happens with the primary goal of maintaining audibility. Running the feedback canceller initialization is recommended at every first fitting to ensure the personalized settings are unique to that patient's ear canal.

When the feedback canceller is initialized, the feedback initialization signal gradually increases in volume, providing the patient a better fitting experience. The amount of Maximum Stable Gain (MSG) is measured at each frequency while automatically applying the best settings for the patient's fitting to mitigate the risk of feedback.

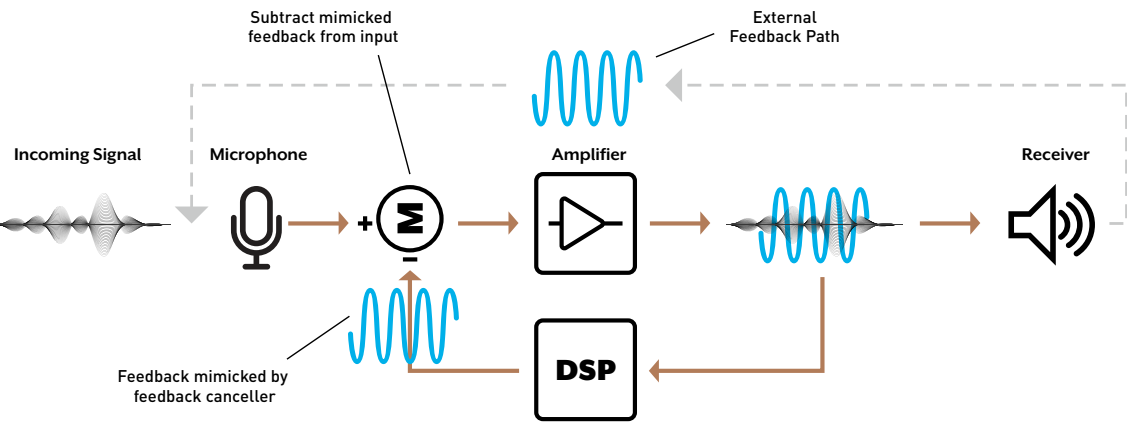
The MSG measurements help the professional gauge how much 'room' there is prior to feedback concern in each frequency channel. However, subsequent gain adjustments during fitting sessions may increase the risk of feedback.

In these more complex fittings, Pro Fit alerts you to the feedback potential and provides one-click automatic solutions through Auto Adjust:

- **Auto Adjust** – Assists the professional in applying the best strategy to mitigate feedback. The Auto Adjust function may apply Mid-Frequency Management (MFM) adjustments (if not already applied), adjust gains, or both.
- **Mid-Frequency Management** – Applies enhanced feedback cancellation to the mid-frequencies. MFM is automatically applied during initialization if the fitting requires it.
- **Gain Adjustment** – Applies a gain adjustment at the frequency channels at risk of developing feedback.



Schematic of Edge AI's feedback management system



INDUSTRY EXCLUSIVE

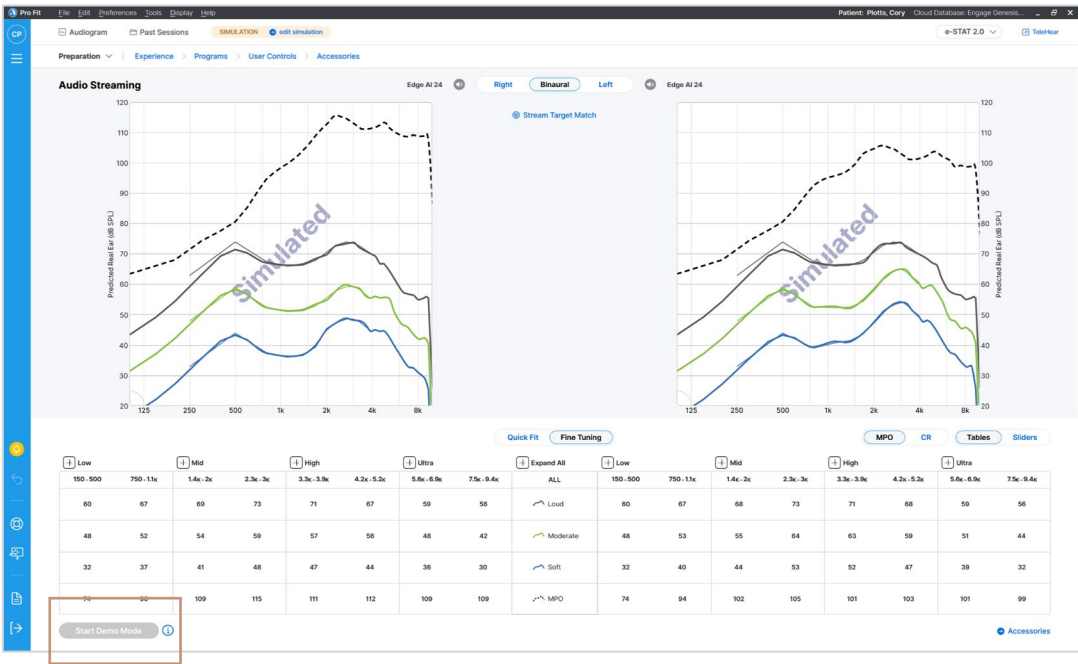
Streaming

Fine-tune streaming at the fitting

Audio streaming is automatically processed through a separate streaming configuration with full frequency response adjustment capabilities to ensure that every patient enjoys their streaming — whether it be from a phone, media device, or accessory.

If needed, additional streaming adjustments can be made by the patient in real-time through the My Starkey app. Those adjustments are automatically saved for future streaming sessions.

Demonstrating any streaming adjustments can now be done **without** disconnecting the hearing aids from the Pro Fit software. Simply select **Start Demo Mode** on the Audio Streaming screen and the patient can test the new streaming adjustments in real time to a connected phone or TV Streamer.



HOW IT HELPS

Demo Mode in Pro Fit helps patients communicate their streaming preferences in real time, during a fitting session.

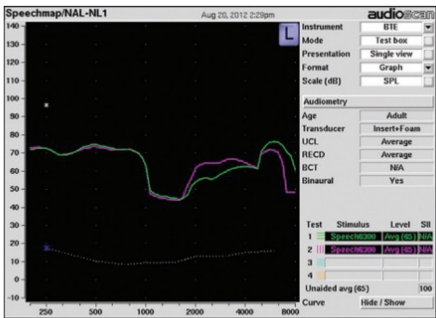
Frequency Lowering

A better way to increase audibility

Using a frequency translation method, frequency lowering reduces high frequency inputs when they are detected. No compression is used in the frequency range. Rather, the high-frequency input is taken and moved to a lower frequency range for increased audibility, therefore not compromising the extended frequency range that is so important for so many other signals.

Frequency lowering will automatically default on when a steeply sloping audiogram is programmed, but can always be manually turned On or Off depending on patient needs and preferences. Pro Fit allows the bandwidth and gain of the frequency lowering algorithm to be manipulated based on patients’ needs.

Frequency lowering can be verified using real ear measurements, as seen below.



Note: At the time of the first fitting with frequency lowering, the professional should focus on adjustments required to maximize benefit and ensure comfort. The patient’s report of sound quality should be considered at the time of follow-up once a period of acclimatization has been provided to ensure that initial settings are not adjusted to levels that would be unhelpful.

Follow-up Adjustment Guide

	Patient Report	Adjustment	Considerations
Own Voice	Own voice sounds like static or echo	Decrease Gain Decrease Bandwidth	Adjust Gain first. If reports persist, adjust Bandwidth.
	/s/ sounds too lispy	Decrease Gain	
Intelligibility	/s/ sounds too unnatural	Decrease Gain	
	Difficulty detecting /s/ sounds or identifying plural sounds	Increase Gain Increase Bandwidth	Adjust Gain first. If report persists, adjust Bandwidth.
	Other voices echo	Decrease Bandwidth Decrease Gain	Adjust Bandwidth first. If report persists, adjust Gain.
Sound Quality	Echo or lisp artifacts	Decrease Bandwidth	Alternatively decrease Bandwidth and Gain until report is resolved.
	Processing too noticeable	Decrease Gain	

Multiflex Tinnitus Pro

Versatility helps take the edge off

Multiflex Tinnitus Pro^{1,2} caters to various management strategies by offering a wide variety of masking stimuli with an even greater opportunity for the professional to tailor the sound to the patient’s needs, working tirelessly in the background when activated to help patients reduce their perception of tinnitus.*

Within Pro Fit, the Tinnitus screen provides 16 channels to adjust gain, tilt, and modulation as well as displaying uncomfortable loudness level (UCL) values and safety notifications for stimulus level above 80 dBA to ensure that the masker does not reach uncomfortable or unsafe listening levels.

Eight ready-to-fit masking stimuli are available to choose from, empowering hearing professionals with more options to help their patients.

Additionally, patients can utilize the My Starkey app to start and stop tinnitus streaming, adjust volume, and modulation. Patients can also stream other types of relaxing sounds directly to their hearing aids or use the Starkey Relax app.

*Individual results may vary

Full Tinnitus Options

Stimuli	Description
Audiogram-shaped	Automatic shaping of the tinnitus stimulus based on the hearing loss.
White Noise	Comprised of equal energy distribution across frequencies.
Custom (Tinnitus Multiflex Pro version only)	Personalized shaping of the tinnitus stimulus based on in-situ Minimum Detection Level (MDL) and Minimum Masking Level (MML).
Pink	Comprised of less high frequency energy than white noise, this soothing sound is reminiscent of wind and light rain.
Red	Comprised of less high frequency energy than pink noise, this deep pitched sound is reminiscent of rumbling thunder and waterfall.
Blue	Comprised of less low frequency energy than white noise, this high-pitched sound is reminiscent of steam escaping from a pipe or the sound of a computer fan.
Purple	Comprised of less low frequency energy than blue noise, this higher pitched sound is reminiscent of a sizzle or a hiss.
Ocean	This relaxing sound mimics the sound of the ocean, providing a pleasant alternative to other available sound options.

1. Reinhart, P. and Michey, C. (2020) Introducing Multiflex Tinnitus Pro. Starkey white paper. 2. Reinhart, P., Griffin, K. and Michey, C. (2020) Multiflex Tinnitus Pro: New Tools to Help Hearing Professionals Fit Tinnitus Maskers. Starkey white paper.



Conscious Processing

Needs can vary, even from two patients with identical audiograms in the same environment. Algorithms cannot predict a listener's intent.

The Conscious part of Edge AI provides additional control and flexibility to fill in this gap, giving the wearer tools and features they can further fine-tune to suit their unique listening needs.

Sensory

Subconscious

Conscious

Edge Mode+

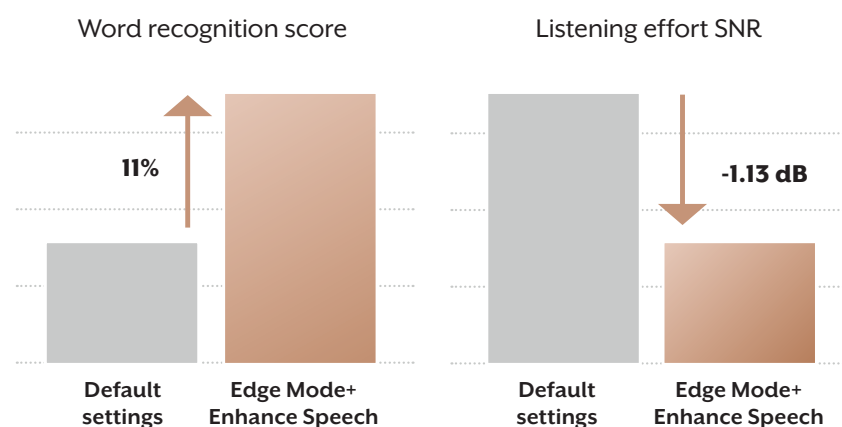
Puts intent in the hands of the wearer

The industry's first-of-its-kind intelligent, on-demand noise management and comfort feature, Edge Mode+, was created to provide the listener with alternative, enhanced hearing aid settings in situations where they decide they could use more help. Edge Mode+ adjusts hearing aid settings beyond what is programmable for their everyday settings to give the user extra assistance when they need it most.

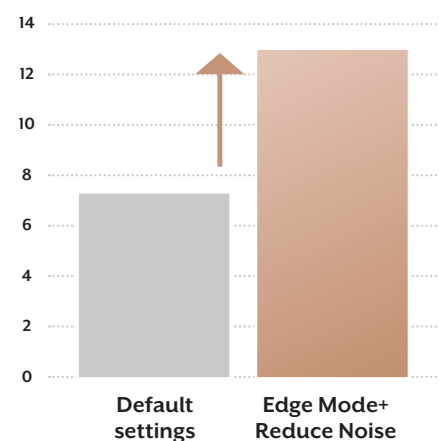
Edge Mode+

Edge Mode+ utilizes the integrated NPU for fast and efficient processing of the environment and uses AI to select the best settings based on that sound scene. From there, the user can further clarify their intent: enhanced speech, reduced noise, or leave the Edge Mode+ settings as-is.

Edge Mode+ has been shown to improve speech recognition and decrease listening effort¹.



Edge Mode+ provides better signal-to-noise ratio by up to 13 dB².

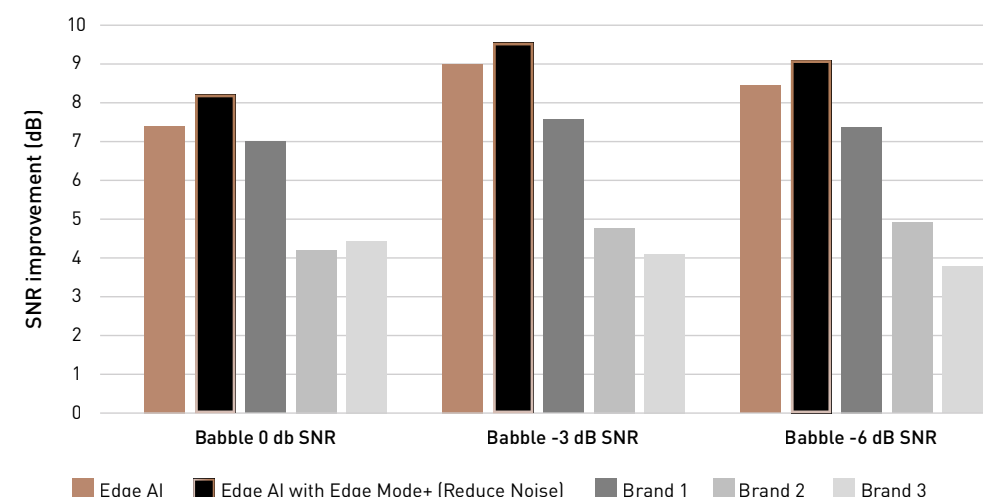


Automatic Edge Mode+

Automatic Edge Mode+ continues to scan, adapt, and optimize as the wearer changes environments or as the environment they are in changes. Once the user is out of that situation, it is recommended that they switch back to the automatic processing in the hearing aids. Since Edge Mode+ provides settings beyond what is typically available in hearing aids, the adjustments may not be comfortable for all day, everyday listening.

Better for difficult listening situations

Edge Mode+ and Edge AI automatic noise controls outperformed three other brands in real-world noisy environments².



1. Jaekel, B.N. & Xu, Jingjing (2023) Edge Mode+: On-demand processing improves speech recognition and listening effort in hearing aid users. *Audiology Practices*. Retrieved from: <https://audiologypractices.org/departments/featured-articles?view=article&id=215:edge-mode-on-demand-processing-improves-speech-recognition-and-listening-effort-in-hearing-aid-users&catid=8:featured-articles>
2. Taylor, L., Marquardt, D. (2025). An Edge in Signal-to-Noise Ratio Improvement for Noisy Environments. Starkey white paper.

HOW IT HELPS

Edge Mode+ helps improve listening experiences by providing patients with an easy, on-demand way to enhance speech understanding and listening comfort in those extra challenging instances, without the need for a manual program.

My Starkey App

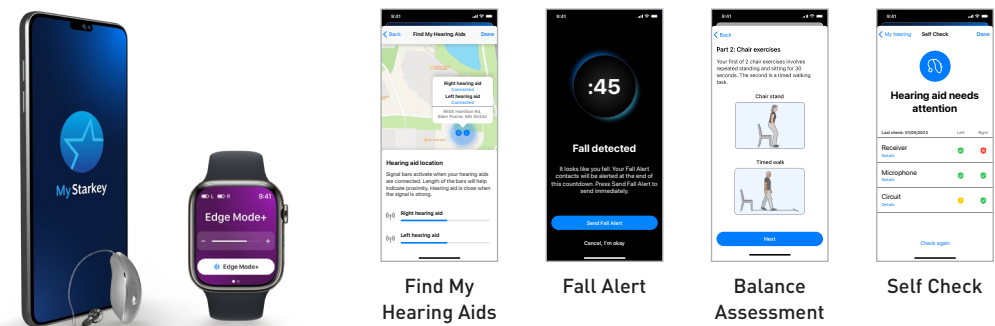
Flexibility and control all day, everyday



The My Starkey app gives patients the flexibility and control they desire when their lives demand it. Now with even more control options via Apple Watch!

Plus, Starkey has integrated the ALL-NEW Bluetooth® Low Energy (LE) Audio streaming protocol, which consumes less power and delivers the next-generation connectivity standard across the electronics industry. *Auracast™* compatible and ready for use, Starkey’s newest hearing aid is built for the future of connectivity.

Features	Enjoy additional features with the My Starkey app that help your patients hear better and live better lives.
INDUSTRY EXCLUSIVE Translate	Easily translate over 70 languages through the mobile app with audible translation through the hearing aids.
INDUSTRY EXCLUSIVE Transcribe	Real-time transcription through the mobile app that can be saved or sent through another mobile application.
INDUSTRY EXCLUSIVE Smart Assistant	Allows the patient to receive hands-free help using their voice. Smart Assistant can help the patient troubleshoot their hearing aids, change volume or program, find their phone, and even answer questions like “what is the weather today?”.
Find My Hearing Aids	Find My Hearing Aids will estimate the last place the hearing aids were connected to the phone and will display the results on a map. Find My Hearing Aids is also equipped with signal bar indicators to show how close powered-on hearing aids are to the phone.
INDUSTRY EXCLUSIVE Fall Alert	Once enabled, Fall Alert uses the sensors onboard the hearing aid to automatically detect a fall and alert emergency contacts via text message.
INDUSTRY EXCLUSIVE Balance Assessment	Available in the mobile app, Balance Assessment utilizes the sensors onboard the hearing aid to record accurate recordings and scoring of standard balance assessment examinations.
INDUSTRY EXCLUSIVE Reminders	Personal one-time or recurring reminders can be set to alert the patient via their phone home screen and audibly through their hearing aids. Intelligent Reminders can also be set to remind patients of hearing aid-related topics like inserting their hearing aids and regular hearing aid maintenance.
INDUSTRY EXCLUSIVE Self Check	Available through Pro Fit or the mobile app, Self Check runs a diagnostic check of the microphone, processor, and receiver and provides a report with troubleshooting steps if needed.
TeleHear	Access remote care through live or asynchronous adjustment requests.



User Control

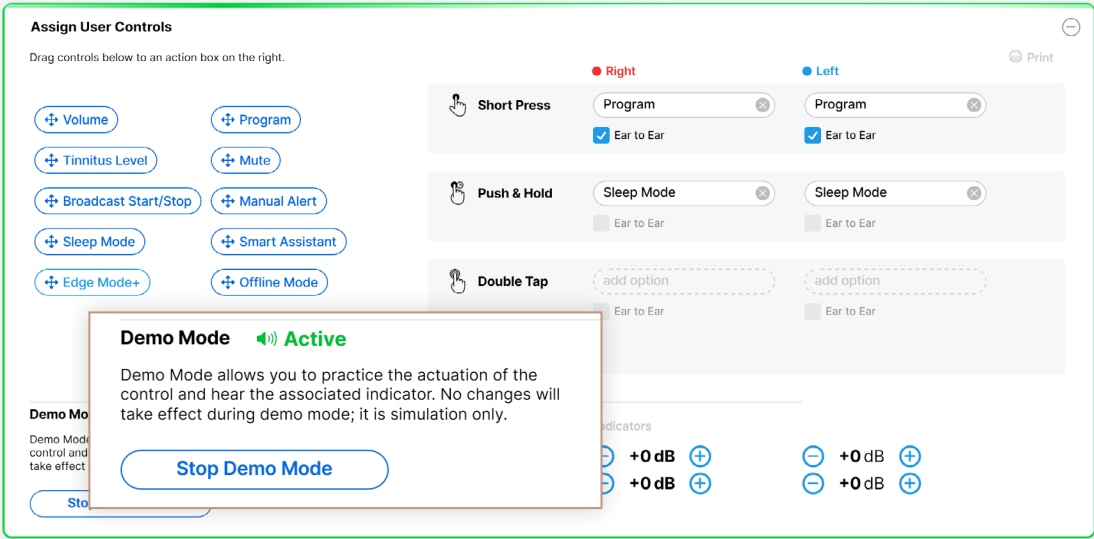
Industry-leading flexibility in control

When patients desire control, Starkey has an answer. With up to 10 control options* to choose from via three different methods: short press, push and hold, or the industry’s first Tap Control feature—there is a User Control option for any need.

*User Control Setting options will vary by product style and tier.

User Control Demo

Patients can now practice using their user control buttons during the fitting session and hear the indicator in real time! Professionals receive a visual indicator in Pro Fit to know which button the patient pressed and can instruct accordingly.



- Waterproof*
- Wireless
- Rechargeable

EDGE^{AI}

CROS COMPATIBLE




AURACAST




StarLink
Premium Charger 2.0
mRIC R & RIC RT



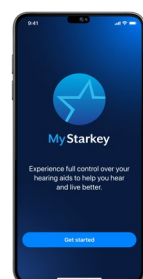
StarLink
Premium Custom Charger 2.0
ITC/HS/ITE R




StarLink
Charger 2.0**
mRIC R & RIC RT



StarLink
Custom Charger 2.0**
ITC/HS/ITE R



My Starkey



Hear Share



StarLink Edge
Remote Microphone



StarLink Edge
Table Microphone



AURACAST
StarLink Edge
TV Streamer



StarLink
Remote Control 2.0



StarkeyPro.com

Read more on the latest research on Starkey's products here:
[Starkeypro.com/continue-learning/research-and-publications](https://starkeypro.com/continue-learning/research-and-publications)

Apple Watch is a trademark of Apple Inc., registered in the U.S. and other countries. App Store is a service mark of Apple Inc. "Made for iPod," "Made for iPhone" and "Made for iPad" mean that an electronic accessory has been designed to connect specifically to iPod, iPhone, or iPad, respectively, and has been certified by the developer to meet Apple performance standards. Apple is not responsible for the operation of this device or its compliance with safety and regulatory standards. Please note that the use of this accessory with iPod, iPhone, iPad or Apple Watch may affect wireless performance.

Google Play is a trademark of Google, LLC. The Bluetooth® word mark and logos are registered trademarks owned by Bluetooth SIG, Inc. The Auracast™ word mark and logos are trademarks owned by the Bluetooth SIG. Any use of such marks by Starkey is under license. Other trademarks and trade names are those of their respective owners.

Starkey logo, Starkey Edge, Starkey Relax, TeleHear, Edge Mode, Hear Share, StarLink, e-STAT, Pro Fit, Starkey Neuro Processor, Neuro Sound Technology and Multiflex Tinnitus are trademarks of Starkey Laboratories, Inc.

Manufacturer according to Health Canada: Starkey Labs Canada Co. 2476 Argentia Road Suite 301, Mississauga, ON L5N 6M1; www.starkeycanada.ca.

