



# Technical Product Handbook

---

Fall 2025



**“I want to be connected  
to family and friends  
—and *stay* connected.”**

# Table of Contents

## Sense

Additive Compressor.....	10
e-STAT 2.0.....	10
REM Target Match.....	11
Dynamic Range.....	12
Acoustic Model Optimization 2.0.....	13

## Adapt

Feature Set.....	16
Sound Manager.....	18
Sound Enhancement.....	18
Situational Sound Management.....	21
DNN 360.....	22
Feedback Canceller.....	24
Streaming.....	25
Audio Streaming	
Bimodal Streaming	
Frequency Lowering.....	26
Multiflex Tinnitus Pro.....	27

## Control

Edge Mode+.....	30
My Starkey App.....	32
TeleHear AI.....	33
AI Assist.....	33

# OMEGA<sup>AI</sup>

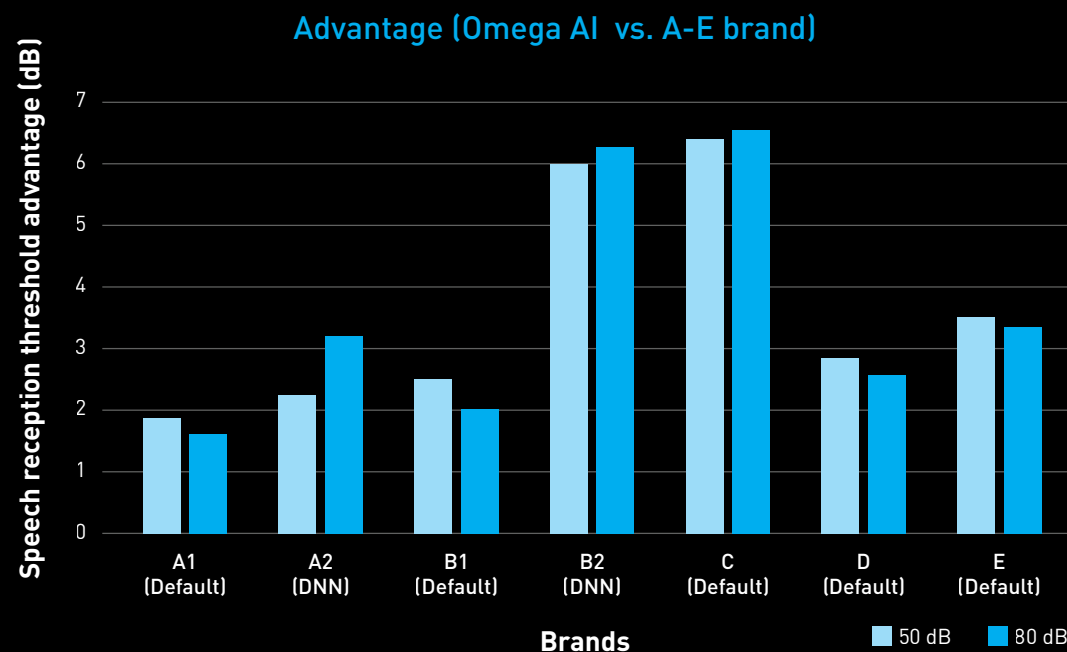
## THE WORLD'S FIRST DNN-POWERED DIRECTIONALITY FEATURE

Starkey introduces **DNN 360**, an all-new approach to intelligent directionality.

## BETTER THAN THE REST IN NOISY CONDITIONS

*Larissa, T. & Marquardt, D. (2025)*

**Omega AI achieved superior performance** with up to a 6.5 dB advantage (70% improvement) in speech intelligibility measures **compared to all major brands.**



# 8<sup>UP TO</sup>dB<sub>SNR</sub> IMPROVEMENT FOR BETTER SPATIAL AWARENESS

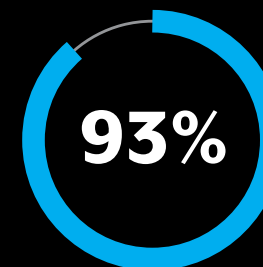
*Marquardt, D. et al. (2025)*

# 28%

## BETTER SPEECH INTELLIGIBILITY

COMPARED TO PREVIOUS TECHNOLOGY

*Marquardt, D. et al. (2025)*



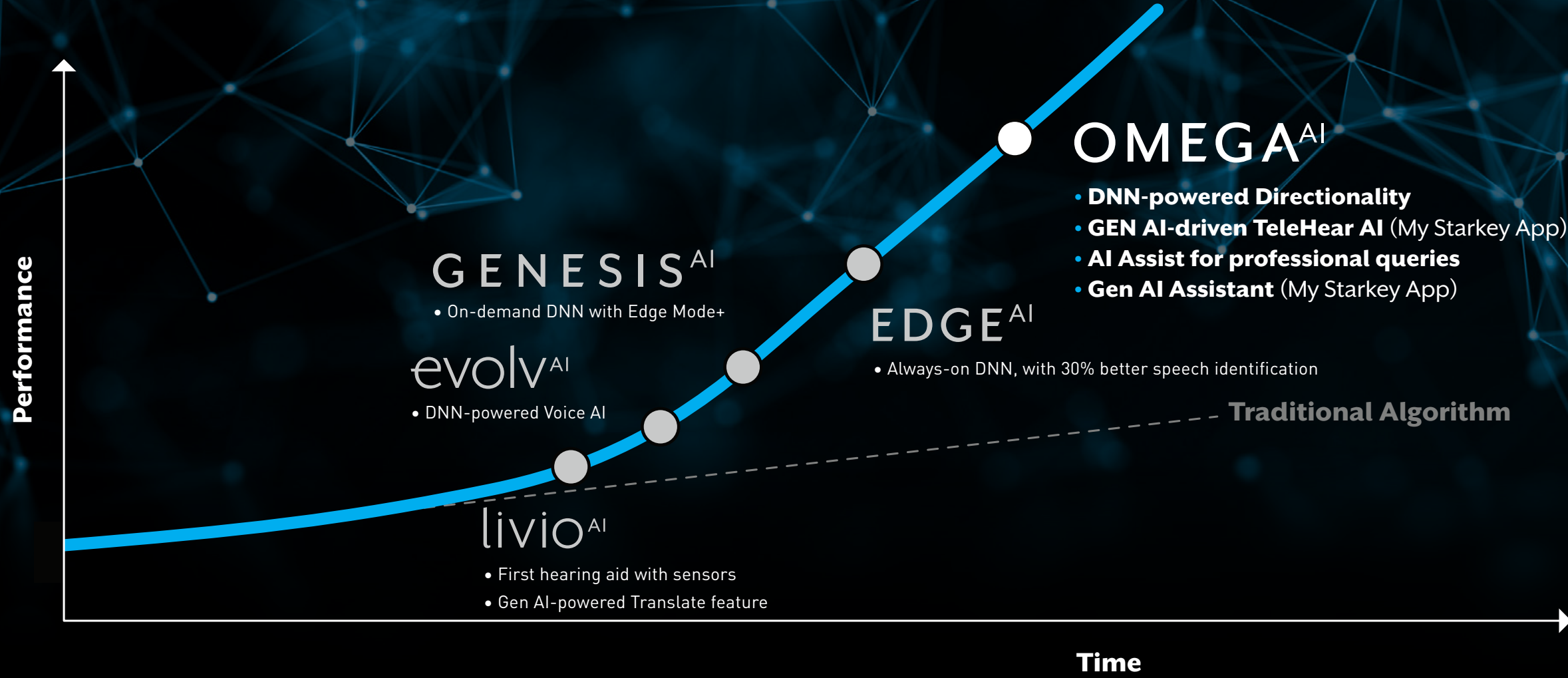
## World's first **generative AI** assistant with **93% accuracy**

*Mehraei, G. et al. (2025)*

## WORLD'S FIRST BALANCE BUILDER & RESPIRATORY RATE WELLNESS FEATURES



# Advanced AI in Hearing Aids



**Starkey is a pioneer in the hearing health industry**, constantly pushing the boundaries of technology to improve the lives of those with hearing impairment. As a recognized leader in hearing healthcare innovation, Starkey has leveraged artificial intelligence (AI), machine learning, deep neural network (DNN) and was the first to use generative AI (Gen AI) technologies to transform the hearing care experience. Starkey's journey began with a bold vision and a steadfast commitment to excellence – driving intelligent solutions that elevate both patient care and provider success.

Starkey's recent advancement in AI and DNN is built upon generations of innovation and leading industry-exclusive capabilities. Breaking the mold for what could be done in a hearing aid, Livio AI introduced the world's first hearing aid to incorporate the use of sensor technology. This ushered in a new era of smart hearing, empowering hearing aid users with health tracking within the hearing aids.

Genesis AI redefined what is possible in hearing technology. Built from the ground up with an all-new processor, new compression approach and improved dynamic range, it delivered superior sound quality and seamless user experience. Starkey's first onboard DNN-powered Edge Mode+ adapted sound adjustments that are tailored to the listener's environment and listening intent.

Edge AI was equipped with the industry's first hearing aid with a neural processing unit (NPU) to power Starkey's DNN always-on sound processing that helps to better identify speech in complex listening situations.

Now with Omega AI, Starkey has reached a new pinnacle. Featuring DNN 360 and three Gen AI-driven tools for unmatched performance and support. For Starkey, every step forward is a promise: to keep pushing innovation so your patients can hear better and live better lives.





# Sense

Starkey hearing aids analyze the listener's surroundings to create a perceptual topology of the acoustic environment. The hearing aids can sense if a quiet or noisy environment is present, if multiple speakers are around, or if the listener is in motion - adjusting its processing strategy accordingly.



**Watch  
Daphne's  
story**

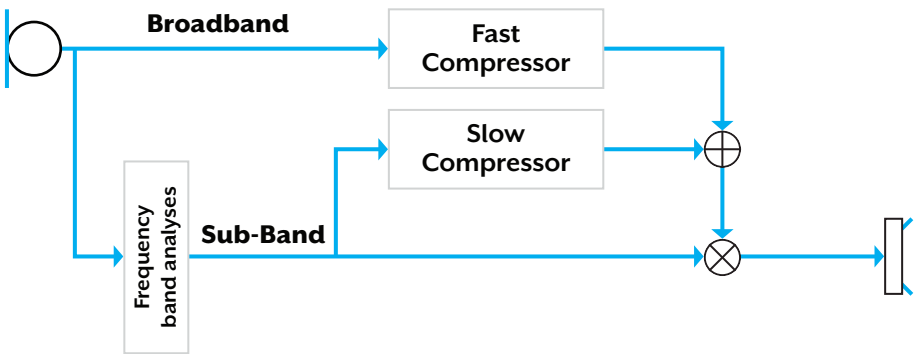


# Additive Compressor

The perfect balance of comfort and clarity

The additive compression architecture has both fast and slow compression logic running independently and in parallel, which is later combined. The fast compressor operates on the dynamic, fast-moving broadband components of an input signal, providing better audibility for soft components while reducing the contrast between the louder and quieter portions of the speech signal. This means more gain for soft sounds, like consonants.

The slow compressor accounts for the audiogram and ensures that the environmental input is within the patient’s dynamic range. This means that soft sounds are soft but audible, average sounds are comfortable, and loud sounds are not too loud. The slow compressor operates on the relatively static, slow-moving sub-band components of the input signal, providing better sound quality and preservation of binaural cues.

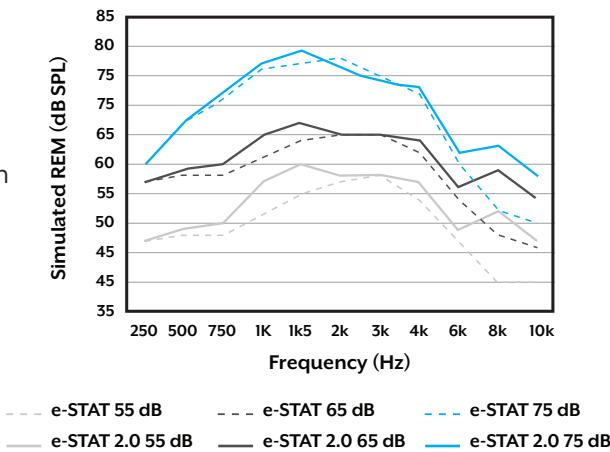


# e-STAT 2.0

Faster, more accurate fits

Our proprietary fitting formula, e-STAT 2.0 works together with the compressor architecture to provide more gain for soft speech and better audibility at higher frequencies. This improvement in conjunction with the optimized acoustic model feature, predicts the ear canal acoustics and personalizes patients’ fittings, resulting in faster, more accurate first fits<sup>1</sup>.

Comparing Fitting Formulas



# REM Target Match

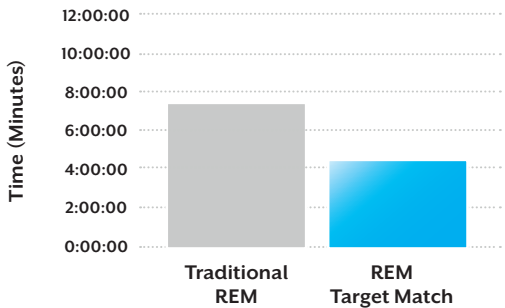
Reduce fitting time while improving outcomes

REM Target Match is an automatic real ear measurement (REM) tool that allows the hearing professional to quickly and automatically fit hearing aids using the gold standard in fitting protocol, while providing their clients with a superior outcome. Using the unique acoustics of the client’s ears, REM Target Match automatically measures the Real Ear Unaided Gain (REUG) and the Real Ear Aided Response (REAR).

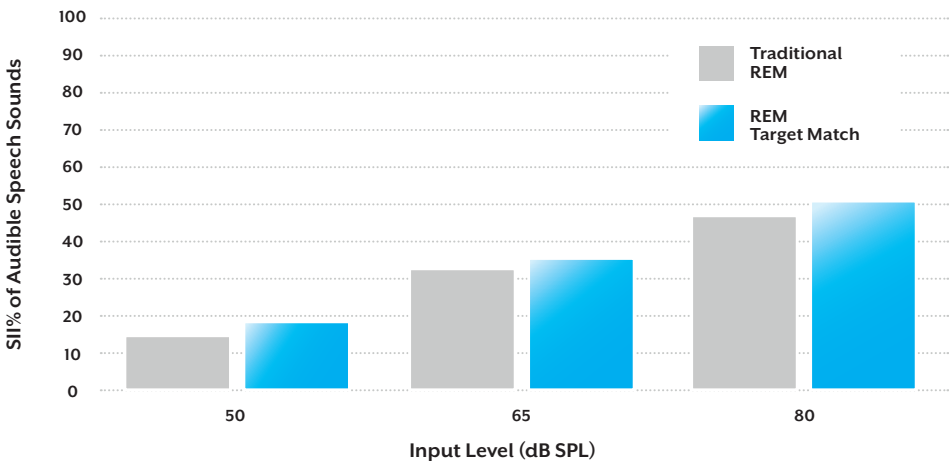
With these measurements, Pro Fit automatically adjusts the gain to match target, and measures the REAR again to ensure an optimal fitting. REM Target Match facilitates direct communication between most popular REM systems and can be used with any fitting formula, including e-STAT 2.0.

REM Target Match has been shown to significantly reduce fitting time compared to traditional REM measurements while maintaining Speech Intelligibility Index (SII) values compared to manual REM measurements<sup>2</sup>.

Average Time for REM – Verifit 2



Average Speech Intelligibility Index (SII) values



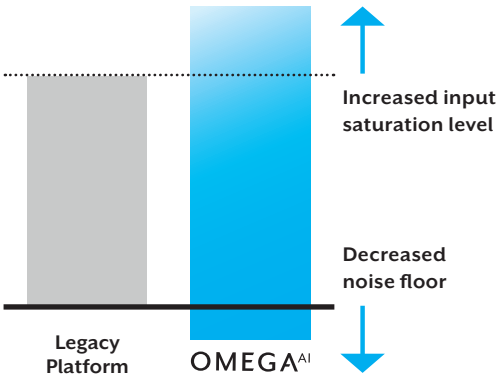
1. Micheyl, C., Harianawala, J., Schepker, H., Woodworth, L., Introwitz-Williams, M., et al. (2023). Pro Fit Acoustic Model Optimization: A Better, Faster Fit. Starkey. Acoustic Model Optimization Starkey white paper.

2. Rakita, L. (2021). REM Target Match: Effortless Fitting, Improved. Starkey white paper.

# Dynamic Range

More range ensures more natural sound and better sounding music

Starkey hearing aids have a high input saturation level of up to 118 dB SPL, allowing for accurate reproduction of both soft and loud sounds without distortion. This extensive range, combined with a low circuit noise floor, ensures that even complex audio signals - such as music with high peak levels - are reproduced with exceptional clarity and naturalness. The result is a more immersive and life-like listening experience, particularly for listeners who value natural sound quality.

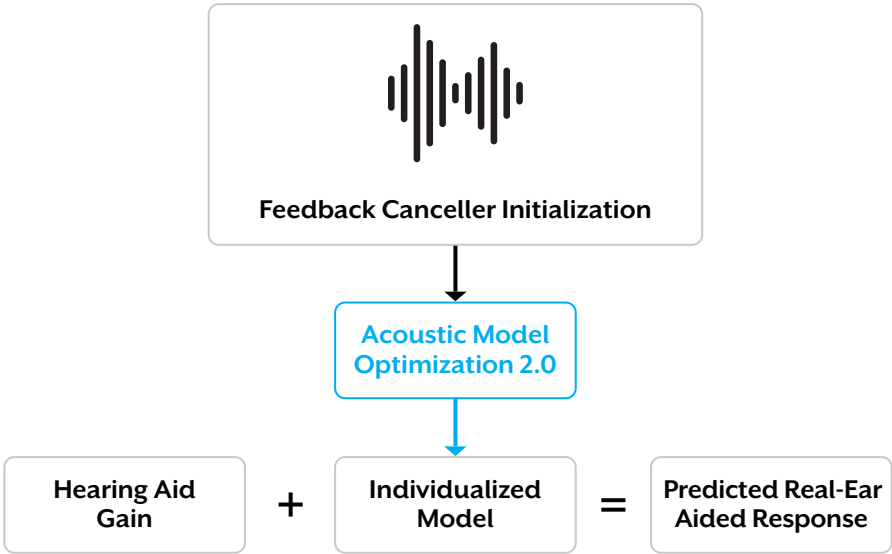


# Acoustic Model Optimization 2.0

Getting closer to target

The Acoustic Model Optimization (AMO) 2.0 feature in the Pro Fit fitting software enhances the accuracy of hearing aid fittings by using electroacoustic data collected in-situ during the feedback canceller initialization process<sup>3</sup>. In addition to estimating the maximum stable gain, this process also informs the AMO 2.0 algorithm, which dynamically adjusts the acoustic model parameters based on real-ear acoustics. If the algorithm detects a mismatch between the predicted and actual acoustic coupling – such as a more open or occluded fit – it updates the model accordingly. These updates automatically recalculate the predicted Real-Ear Aided Responses (REARs), streamlining the fitting process without requiring immediate input from the hearing care professional.

While AMO 2.0 does not replace the gold standard probe tube real-ear measurements (REM), it significantly improves the efficiency and precision of initial gain settings. When enabled, AMO 2.0 can apply model updates immediately after the feedback canceller initialization process. Hearing care professionals are prompted to accept or reject automatic gain adjustments based on these updates. For initial fittings, accepting the automatic gain update is generally recommended to achieve more accurate target matches. However, after manual adjustments, the decision to accept further updates depends on the hearing care professional's fitting strategy. With AMO 2.0, hearing care professionals are empowered to deliver better personalized fittings for their patients.



<sup>3</sup>. Micheyl, C., Harianawala, J., Anfinson, J., Introwitz-Williams, M., Taylor, L., Smieja, D. and Woodworth, L. (2025) Best-fit accuracy with Starkey's Acoustic Model Optimization 2.0: Lab evaluations. Starkey white paper.





# Adapt

Starkey hearing aids adapt effortlessly in the background without needing input or effort from the listener.

Here, features like our Sound Manager, Feedback Canceller, and the all-new DNN-powered Intelligent Directionality continuously work, making millions of adjustments every hour to ensure the listener is hearing their best in any listening situation.

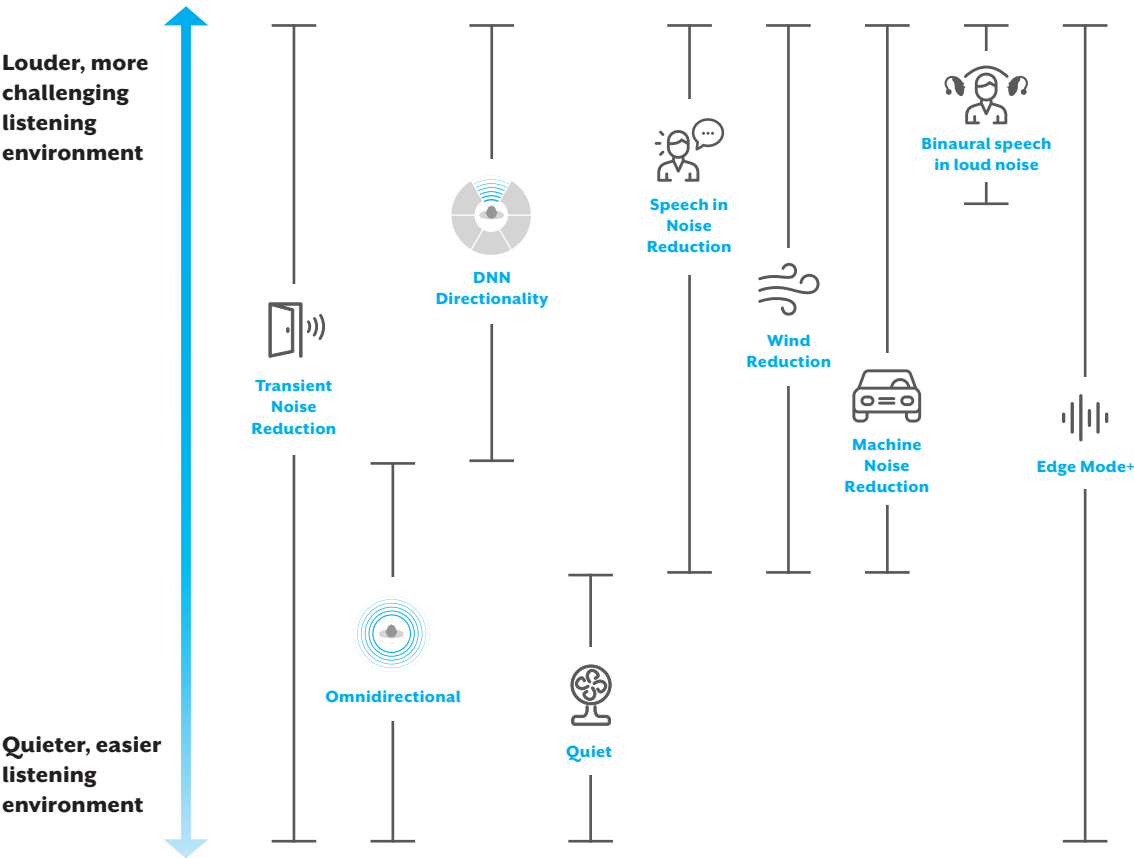


**Watch  
Fawn's  
story**

Feature Set

For every listening environment

Wherever the patient goes, whatever the acoustic input, Starkey’s automatic systems have them covered. From a quiet, easier listening environment, all the way to a bustling challenging scene, there is a feature—oftentimes multiple—working to make better hearing a reality.



HOW IT HELPS

Starkey’s research-driven sound features are clinically evaluated based on patient performance and preference, and available in different technology tiers so patients can choose the best option for their lifestyle.

OMEGA <sup>AI</sup>		24	20	16
Tech Tiers   Channels   Bands		AURACAST	AURACAST	AURACAST
Edge Mode+				
Automatic & User Control		●	○	○
Personalization		●	●	○
App Control		●	●	●
Speech Optimization				
Consonant Brightness		●	●	●
Voice AI*		Maximum	Mild	Mild
ENHANCED Sound Manager				
DNN 360	ALL NEW DNN Directionality**	●	○	○
	ALL NEW DNN Spatial Awareness**	●	○	○
	Quiet	Maximum expansion	Moderate expansion	Mild expansion
	Machine Noise Reduction	Up to 22 dB of reduction	Up to 12 dB of reduction	Up to 7 dB of reduction
	Speech in Noise Reduction	Up to 22 dB of reduction	Up to 10 dB of reduction	Up to 8 dB of reduction
	Transient Noise Reduction	Up to 15 dB of reduction	Up to 9 dB of reduction	Up to 6 dB of reduction
	Wind Reduction	Up to 35 dB of reduction	Up to 19 dB of reduction	Up to 10 dB of reduction
Additional Key Features				
ALL NEW Gen AI Smart Assistant & TeleHear AI		●	○	○
Translate		●	○	○
Transcribe		●	●	○
Multiflex Tinnitus Pro		●	●	○
Smart Assistant		●	●	●
2-Way Audio		●	●	●
Hearing Health & Activity Tracking		●	●	●
Fall Alert & Balance Assessment		●	●	●
Reminders & Self Check		●	●	●
Auto Sleep		●	●	●
Tap Control		●	●	●
TeleHear full remote fit		●	●	●
REM Target Match		●	●	●
Demo Stream		●	●	●

Features noted above in blue are available within My Starkey app.

\*For iOS users only. \*\*RIC styles only.



# Sound Manager

The Sound Manager uses a combination of both machine learning and deep neural network processing techniques to identify the user’s unique listening situation, and ensures a smooth, seamless transition between settings as the user moves throughout their day.

The Sound Manager operates automatically in the background and can be broken down into three categories:

- 1. **Sound Enhancement** — features that work to enhance speech and reduce background noise.

## 1. Sound Enhancement

Speedy, seamless and smart

### Consonant Brightness

Consonant Brightness controls the fast compressor to quickly and accurately identify consonants in speech that can easily be missed by the listener. Consonant Brightness can be made more aggressive, which controls how fast the compressor is working. If a patient can ‘hear’ the compressor working, Consonant Brightness may be turned down to provide a more seamless listening experience.

### Binaural Speech in Loud Noise

Binaural Speech in Loud Noise\* uses the Near Field Magnetic Induction (NFMI) radio to have a true ear-to-ear streaming comparison in loud environments. Made to work like the auditory cortex in noisy situations, each hearing aid compares the time and level of the input signal to determine if it is a signal of interest or not.

- 2. **Situational Sound Management** — made for listening ease, these features work to ensure bothersome everyday sounds are audible, yet comfortable.
- 3. **DNN 360** — ensuring the wearer can confidently move throughout their day with seamless transitions and adapting to the world around them.

If the signals between hearing aids are drastically different, the hearing aids will reject them. If the signals are similar, the hearing aid will amplify. Binaural Speech in Loud Noise works smoothly in the background to provide the best listening experience in loud and noisy situations.

### Quiet

Using expansion, the Quiet system adapts to low-level noises that many hearing aid users—especially new users—find bothersome, like air conditioning, paper rattling, or feet shuffling on carpet. Adjust Quiet to a higher setting if a patient is more bothered by these or other low-level noises. Or, for long-time hearing aid wearers accustomed to everyday sounds, you can turn it off.

### Speech in Quiet

While much attention is often given to hearing in noisy environments, it is important to recognize that hearing aid users spend approximately 75% of their time in quieter settings<sup>4</sup> – defined as acoustic environments at or below 60 dB SPL. In these situations, traditional expansion help by minimizing low-level background sounds that are not of interest, but the Sound Manager takes this a step further.

Leveraging advanced signal processing, soft signals that do not contribute to speech understanding are reduced. This means that soft speech is preserved, while low-level distractions – such as faint equipment hums – are attenuated. The system continuously analyzes the signal-to-noise ratio (SNR) in real time and applies targeted attenuation of approximately 6 dB to low-interest signals.

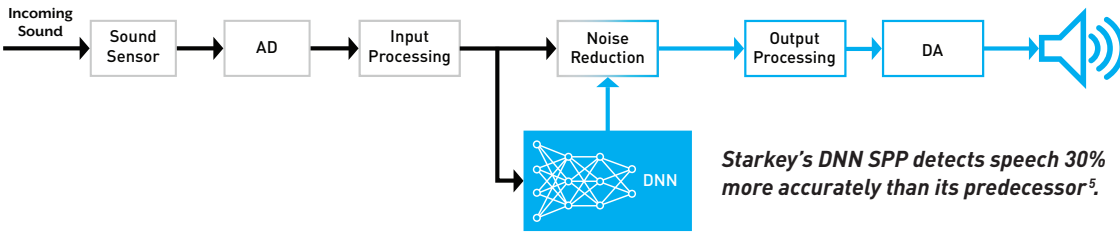
This advanced processing preserves soft speech while reducing distractions, resulting in more natural conversations in quiet environments and a more comfortable listening experience overall.

### Speech in Noise

Understanding speech in noisy environments remain one of the most common challenges for hearing aid users. Starkey’s advanced Speech in Noise system is designed to address this head-on by adapting on a channel-by-channel basis to ensure that only channels affected by noise are reduced – while maintaining the signals of interest.

**At the heart of this system is Starkey’s DNN-powered Speech Probability Predictor (SPP)**, which quickly and accurately distinguishes between speech of interest and competing speech noise, such as multi-talker babble. Comparing the previous technology, **the DNN SPP improves speech detection accuracy by 30%, enabling more precise sound management<sup>5</sup>.**

Starkey’s Sound Manager delivers a more natural and effortless listening experience. Whether in a crowded restaurant or a busy meeting, hearing aid users can focus on the conversation without being overwhelmed by surrounding noise.



4. Jorgensen, E., Xu, J., Chipara, O., Oleson, J., Galster, J., & Wu, Y. H. (2023). Auditory Environments and Hearing Aid Feature Activation Among Younger and Older Listeners in an Urban and Rural Area. *Ear and hearing*, 44(3), 603–618.

5. Bettleheim, T., Parth Mishra, P., Xu, J.,Marquardt, D., McKinney, M. (2024). Leveraging DNN in Starkey Edge AI. Starkey white Paper.

### HOW IT HELPS

Starkey hearing aids help patients understand speech in all environments, even quiet speakers in the presence of noise.



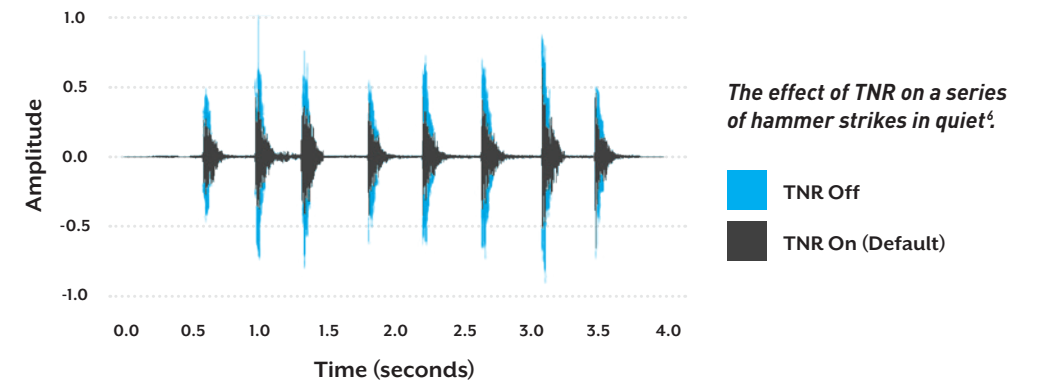


## 2. Situational Sound Management

Comfort is always the constant

### Transients

Made to combat sharp, sudden sounds like a door slamming or getting ice from a bin, transients act as a fast compressor to quickly adapt to these bothersome noises. Transient Noise Reduction (TNR) attenuates transients in a level-dependent manner with more attenuation applied in quieter environments, and less attenuation given in louder environments. This is important for user comfort, as transient noises are typically more bothersome in a comparatively quiet environment.

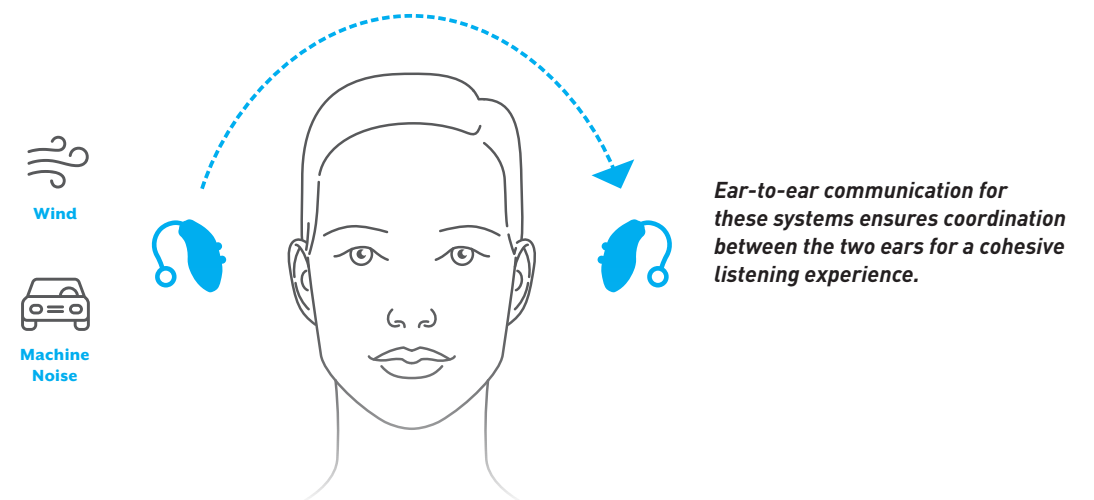


### Binaural Wind

Binaural wind noise management system quickly identifies and tackles continuous wind noise. Binaural wind noise management can reduce wind noise by up to 35 dB, preserving listening comfort in any challenging outdoor environment.

### Binaural Machine

Machine noise can be classified as a steady-state, repetitive noise like road noise, vacuum cleaner, or a blow dryer. Binaural machine noise reduction reduces noise by up to 22 dB.



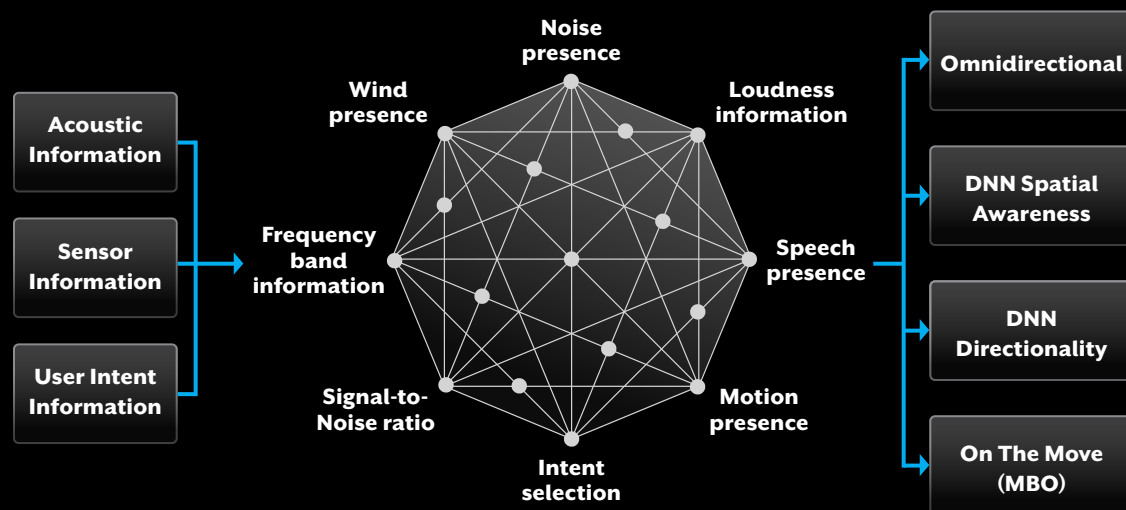


ALL NEW

## 3. DNN 360

Hear better in any situation

### Intelligent Directionality

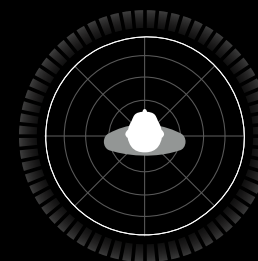


Starkey introduces the world's first **DNN directionality feature, DNN 360**, a groundbreaking advancement in hearing technology. This intelligent system continuously scans the user's environment, analyzing a variety of acoustic inputs to better understand the listening situation. By leveraging multiple deep neural network processes, it creates the most appropriate directionality patterns that adapt in real time to simple, complex and dynamic soundscapes, helping to meet each hearing aid user's unique hearing needs.

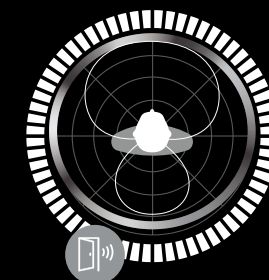
As users move through different environments, the hearing aids automatically detect key characteristics such as speech, environmental noise, and motion, adjusting accordingly. When speech is not the focus — such as in noisy environments without active conversation — Spatial Awareness engages, offering up to an 8 dB SNR advantage and ensuring awareness of the surroundings<sup>7</sup>.

In more demanding listening environments where speech is present, the hearing aids automatically activate the all-new multi-channel DNN Directionality. This feature intelligently focuses on speech, delivering up to 28% better speech intelligibility compared to previous technology<sup>7</sup>. By prioritizing speech while managing background noise, the hearing aids help listeners stay engaged and confident during conversations even in noise or dynamically changing situations.

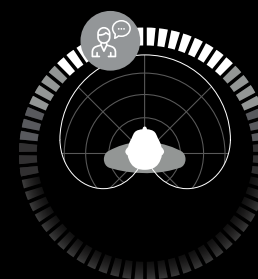
To further enhance the listening experience, Motion-based Optimization (MBO) uses built-in sensors in the hearing aids to detect when the listener is in motion. When motion is detected the hearing aid shifts into Spatial Awareness with added gain, improving environmental awareness for the listener. This seamless transition ensures listeners receive the right balance of clarity and awareness as they move through different listening situations throughout the day.



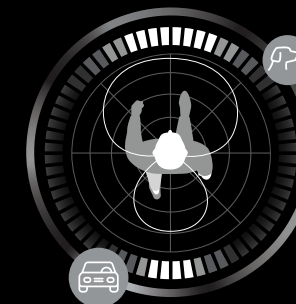
Omnidirectional



**ALL NEW**  
DNN Spatial Awareness



**ALL NEW**  
DNN Directionality



On The Move (MBO)

#### HOW IT HELPS

Starkey's DNN 360 system builds on multi-channel deep neural network processing to provide the appropriate directionality pattern for a variety of listening situations.

Sense

Adapt

Control

<sup>7</sup>. Marquardt, D., Xiao, J., Ganeshkumar, K., Xu, J. Taylor, L., and McKinney, M. (2025) Enhancing Directionality with Deep Neural Networks. Starkey white paper.

# Feedback Canceller

Stopping the chirps before they happen

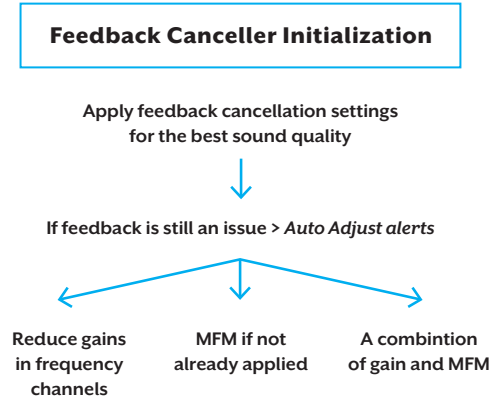
Starkey's feedback cancellation system automatically suppresses feedback before it happens with the primary goal of maintaining audibility. Running the feedback canceller initialization is recommended at every first fitting to ensure the personalized settings are unique to that patient's ear canal.

When the feedback canceller is initialized, the feedback initialization signal gradually increases in volume, providing the patient a better fitting experience. The amount of Maximum Stable Gain (MSG) is measured at each frequency while automatically applying the best settings for the patient's fitting to mitigate the risk of feedback.

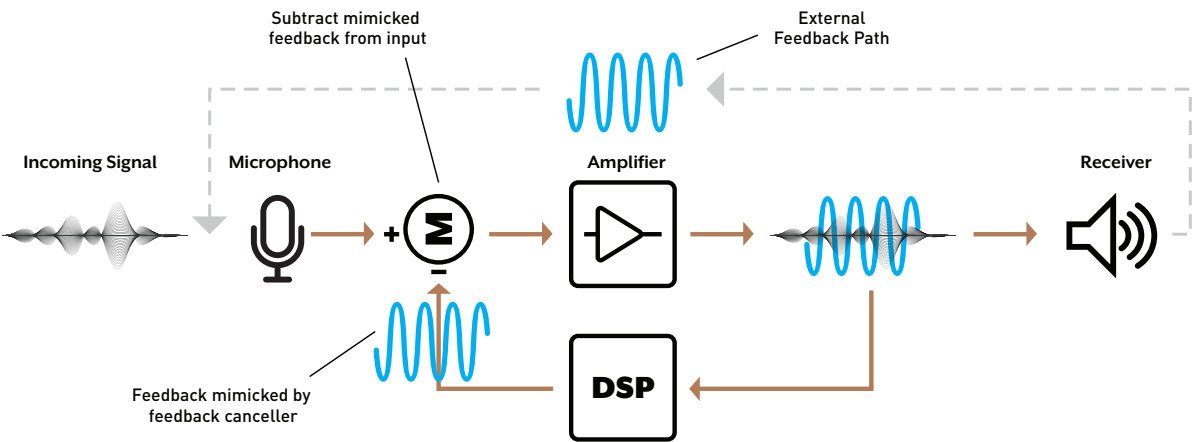
The MSG measurements help the professional gauge how much 'room' there is prior to feedback concern in each frequency channel. However, subsequent gain adjustments during fitting sessions may increase the risk of feedback.

In these more complex fittings, Pro Fit alerts you to the feedback potential and provides one-click automatic solutions through Auto Adjust:

- **Auto Adjust** – Assists the professional in applying the best strategy to mitigate feedback. The Auto Adjust function may apply Mid-Frequency Management (MFM) adjustments (if not already applied), adjust gains, or both.
- **Mid-Frequency Management** – Applies enhanced feedback cancellation to the mid-frequencies. MFM is automatically applied during initialization if the fitting requires it.
- **Gain Adjustment** – Applies a gain adjustment to the frequency channels at risk of developing feedback.



Schematic of Starkey's feedback management system



INDUSTRY EXCLUSIVE

# Streaming

Streaming made simple

## Audio streaming

Audio streaming is automatically processed through a separate streaming configuration with full frequency response adjustment capabilities to ensure that every patient enjoys their streaming — whether it be from a phone, media device, or accessory.

Demonstrating any streaming adjustments can now be done **without** disconnecting the hearing aids from the Pro Fit software.

ALL NEW

## Bimodal Streaming

Bimodal streaming is the wireless transmission of audio to both hearing aid and cochlear processors at the same time. This synchronizing of audio ensures a more natural, and balanced hearing experience for the patient.

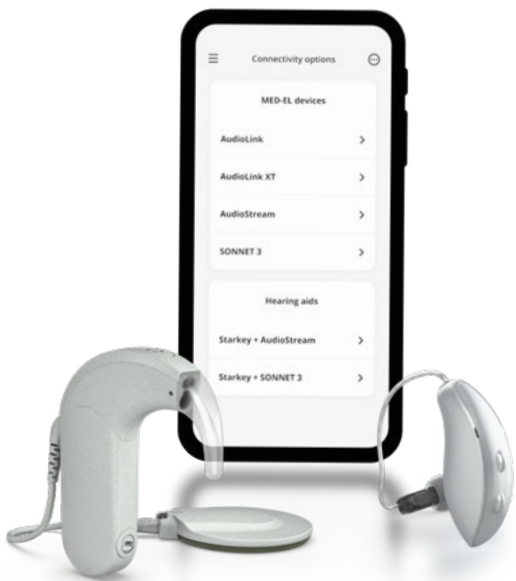
Bimodal streaming via DualSync is now possible with select Starkey hearing aids and MED-EL cochlear processors.



To learn more about how to pair scan the QR code.

Simply select **Start Demo Mode** on the Audio Streaming screen and the patient can test the new streaming adjustments in real time to a connected phone or TV Streamer.

If needed, additional streaming adjustments can be made by the patient in real time through the My Starkey app. Those adjustments are automatically saved for future streaming sessions.



## HOW IT HELPS

Bimodal streaming technology provides patients with seamless connectivity and synchronized streaming directly to the hearing aid and audio processor from a compatible smartphone or media device.



Frequency Lowering

A better way to increase audibility

Using a frequency translation method, frequency lowering reduces high frequency inputs when they are detected. No compression is used in the frequency range. Rather, the high-frequency input is taken and moved to a lower frequency range for increased audibility, therefore not compromising the extended frequency range that is so important for so many other signals.

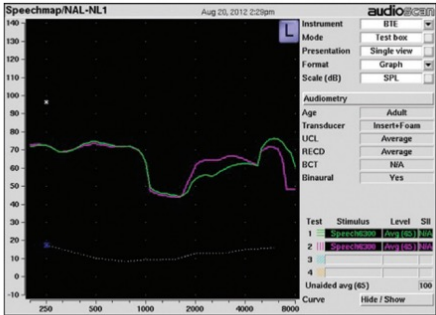
Frequency lowering will automatically default On when a steeply sloping audiogram is programmed, but can always be manually turned On or Off depending on patient needs and preferences. Pro Fit allows the bandwidth and gain of the frequency-lowering algorithm to be manipulated based on patients’ needs.

*Note: At the time of the first fitting with frequency lowering, the professional should focus on adjustments required to maximize benefit and ensure comfort. The patient’s report of sound quality should be considered at the time of follow-up once a period of acclimatization has been provided to ensure that initial settings are not adjusted to levels that would be unhelpful.*

Follow-up Adjustment Guide

	Patient Report	Adjustment	Considerations
Own Voice	Own voice sounds like static or echo	Decrease Gain Decrease Bandwidth	Adjust Gain first. If reports persist, adjust Bandwidth.
	/s/ sounds too lispy	Decrease Gain	
Intelligibility	/s/ sounds too unnatural	Decrease Gain	
	Difficulty detecting /s/ sounds or identifying plural sounds	Increase Gain Increase Bandwidth	Adjust Gain first. If report persists, adjust Bandwidth.
	Other voices echo	Decrease Bandwidth Decrease Gain	Adjust Bandwidth first. If report persists, adjust Gain.
Sound Quality	Echo or lisp artifacts	Decrease Bandwidth	Alternatively decrease Bandwidth and Gain until report is resolved.
	Processing too noticeable	Decrease Gain	

Frequency lowering can be verified using real ear measurements, as seen below.



Multiflex Tinnitus Pro

Versatility helps take the edge off

Multiflex Tinnitus Pro<sup>8,9</sup> caters to various management strategies by offering a wide variety of masking stimuli with an even greater opportunity for the professional to tailor the sound to the patient’s needs, working tirelessly in the background when activated to help patients reduce their perception of tinnitus.\*

Within Pro Fit, the Tinnitus screen provides 16 channels to adjust gain, tilt, and modulation as well as displaying uncomfortable loudness level (UCL) values and safety notifications for stimulus level above 80 dBA to ensure that the masker does not reach uncomfortable or unsafe listening levels.

Eight ready-to-fit masking stimuli are available to choose from, empowering hearing professionals with more options to help their patients.

Additionally, patients can utilize the My Starkey app to start and stop tinnitus streaming, adjust volume, and modulation. Patients can also stream other types of relaxing sounds directly to their hearing aids or use the Starkey Relax app.

\*Individual results may vary

Full Tinnitus Options

Stimuli	Description
<b>Audiogram-shaped</b>	Automatic shaping of the tinnitus stimulus based on the hearing loss.
<b>White Noise</b>	Comprised of equal energy distribution across frequencies.
<b>Custom</b> (Tinnitus Multiflex Pro version only)	Personalized shaping of the tinnitus stimulus based on in-situ Minimum Detection Level (MDL) and Minimum Masking Level (MML).
<b>Pink</b>	Comprised of less high frequency energy than white noise, this soothing sound is reminiscent of wind and light rain.
<b>Red</b>	Comprised of less high frequency energy than pink noise, this deep pitched sound is reminiscent of rumbling thunder and waterfall.
<b>Blue</b>	Comprised of less low frequency energy than white noise, this high-pitched sound is reminiscent of steam escaping from a pipe or the sound of a computer fan.
<b>Purple</b>	Comprised of less low frequency energy than blue noise, this higher pitched sound is reminiscent of a sizzle or a hiss.
<b>Ocean</b>	This relaxing sound mimics the sound of the ocean, providing a pleasant alternative to other available sound options.

8. Reinhart, P. and Michey, C. (2020) Introducing Multiflex Tinnitus Pro. Starkey white paper.  
9. Reinhart, P., Griffin, K. and Michey, C. (2020) Multiflex Tinnitus Pro: New Tools to Help Hearing Professionals Fit Tinnitus Maskers. Starkey white paper.





# Control

Needs can vary, even from two patients with identical audiograms in the same environment. Algorithms cannot predict a listener's intent.

Starkey hearing aids provide additional control and flexibility to fill in this gap, giving the wearer tools and features they can further fine-tune to suit their unique listening needs.



**Watch  
Bill's  
story**



# Edge Mode+

Puts intent in the hands of the wearer

**The industry’s first-of-its-kind intelligent, on-demand noise management and comfort feature, Edge Mode+,** was created to empower the user’s desired listening intent for whatever situation they may be in<sup>10</sup>. This industry exclusive feature provides the listener with alternative, enhanced hearing aid settings in situations where they decide they could use more help.

Edge Mode+ adjusts hearing aid settings beyond what is programmable from their everyday settings to give the hearing aid user extra assistance when they need it most. Edge Mode+ has been shown to improve speech recognition and decrease listening effort for hearing aid users<sup>11</sup> and improve the signal-to-noise ratio when compared to the default settings<sup>12</sup>. In realistic environments, Edge Mode+ may also provide larger benefits for certain sub-groups, specifically for older patients with greater hearing losses and who may have greater perceived hearing difficulties<sup>13</sup>.

### Edge Mode+

Edge Mode+ rapidly analyzes the acoustic environment and applies AI-driven adjustments tailored to the listener’s current sound scene. This intelligent system automatically selects optimal settings to enhance listening comfort and clarity. Once activated, hearing aid users can further personalize their experience by indicating their intent — whether they want to prioritize speech, reduce background noise, or maintain the default mode for balanced performance.

### Automatic Edge Mode+

Automatic Edge Mode+ continually scans and adapts to changing acoustic environments, optimizing sound settings in real time as the listener moves through different listening situations. While this advanced processing aids listening in challenging environments, it is recommended that listeners return to the standard automatic hearing aid settings once they leave those challenging listening situations as Edge Mode+ applies more aggressive adjustments than usual, and the resulting settings may not be ideal for all-day, everyday listening.

10. Fabry, D. & Burns, T. (2020) Edge Mode: Unmasking Benefits for Hearing Aid Users in Difficult Listening Environments. Starkey white paper.

11. Jaekel, B.N. & Xu, Jingjing (2023) Edge Mode+: On-demand processing improves speech recognition and listening effort in hearing aid users. Audiology Practices. Retrieved from: <https://audiologypractices.org/departments/featured-articles?view=article&id=215:edge-mode-on-demand-processing-improves-speech-recognition-and-listening-effort-in-hearing-aid-users&catid=8:featured-articles>

12. Taylor, L. & Marquardt, D. (2025). An Edge in Signal-to-Noise Ratio Improvement for Noisy Environments. Starkey white paper.

13. Jaekel, B.N. & Xu, J.J. (2024). The many benefits of Edge Mode+: A multiplicity of measures reveal improved performance in hearing aid users. Starkey white paper.

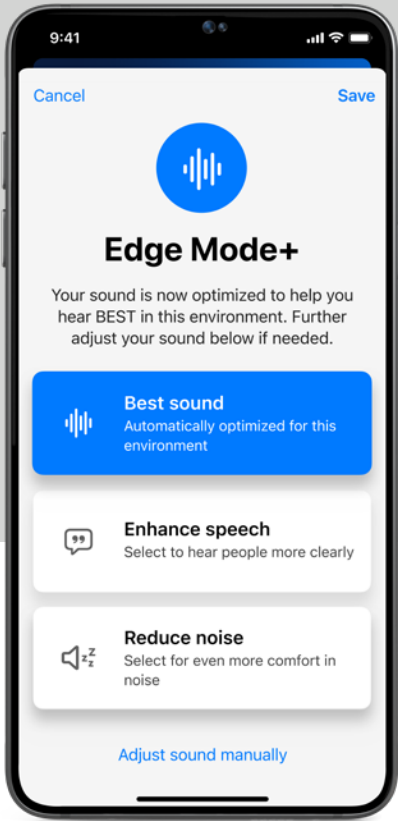
### HOW IT HELPS

Edge Mode+ helps improve listening experiences by providing patients with an easy, on-demand way to enhance speech understanding and listening comfort in those extra challenging instances, without the need for a manual program.

### HOW TO USE

There are a few ways for patients to access the Edge Mode+ feature.

- 1 User Control**  
Patients can access the Edge Mode+ feature if set up and assigned to a user control, via the Short Press, Double Tap, or Push Button where available.
- 2 Favorite Button**  
When paired with an accessory, the Edge Mode+ feature can be assigned to the Favorite Button for quick and easy access.
- 3 Mobile App**  
Edge Mode+ can be accessed via the mobile app for further personalization.





# My Starkey App

Flexibility and control all day, everyday

The My Starkey app empowers patients with on-the-go hearing control—including Apple Watch compatibility — and has a comprehensive suite of features to help them hear better and live better.

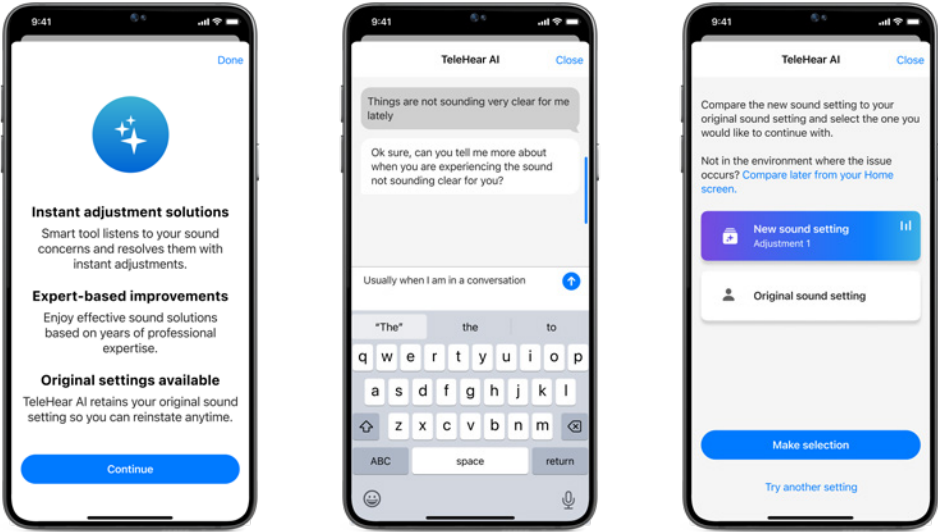
Features	Enjoy additional features with the My Starkey app that help your patients hear better and live better lives.
<div>ALL NEW</div> <b>TeleHear AI</b>	Generative AI-powered user assistant for 24/7 adjustment help.
<div>ALL NEW</div> <b>Balance Builder</b>	Balance Exercise showcases a set of exercises designed to help the user work on different elements of balance and uses the onboard sensors to monitor the movements that are carried out to provide trend data.
<div>ALL NEW</div> <b>Respiratory Rate</b>	Respiratory Rate Monitoring automatically measures and displays the user’s respiration rate in breaths per minute (BPM) when the user is at rest.
<div>ALL NEW</div> <b>Gen AI Smart Assistant</b>	Generative AI-powered Smart Assistant with enhanced context awareness and more natural responses.
<b>Find My Hearing Aids</b>	Find My Hearing Aids will estimate the last place the hearing aids were connected to the phone and will display the results on a map. It is also equipped with signal bar indicators to show how close powered-on hearing aids are to the phone.
<b>TeleHear</b>	Access remote care through live or asynchronous adjustment requests.
<div>INDUSTRY EXCLUSIVE</div> <b>Self Check</b>	Available through Pro Fit or the mobile app, Self Check runs a diagnostic check of the microphone, processor, and receiver and provides a report with troubleshooting steps if needed.
<div>INDUSTRY EXCLUSIVE</div> <b>Fall Alert</b>	Once enabled, Fall Alert uses the sensors onboard the hearing aid to automatically detect a fall and alert emergency contacts via text message.
<div>INDUSTRY EXCLUSIVE</div> <b>Balance Assessment</b>	Available in the mobile app, Balance Assessment utilizes the sensors onboard the hearing aid to record accurate recordings and scoring of standard balance assessment examinations.
<div>INDUSTRY EXCLUSIVE</div> <b>Smart Assistant</b>	Allows the patient to receive hands-free help using their voice. Smart Assistant can help the patient troubleshoot their hearing aids, change volume or program, find their phone, and even answer questions like “what is the weather today?”.
<div>INDUSTRY EXCLUSIVE</div> <b>Reminders</b>	Personal one-time or recurring reminders can be set to alert the patient via their phone home screen and audibly through their hearing aids. Intelligent Reminders can also be set to remind patients of hearing aid-related topics like inserting their hearing aids and regular hearing aid maintenance.
<div>INDUSTRY EXCLUSIVE</div> <b>Translate</b>	Easily translate over 70 languages through the mobile app with audible translation through the hearing aids.
<div>INDUSTRY EXCLUSIVE</div> <b>Transcribe</b>	Real-time transcription through the mobile app that can be saved or sent through another mobile application.

ALL NEW

# TeleHear AI

Around the clock help

Starkey’s world’s first TeleHear AI, powered by advanced Gen AI technology, offers patients 24/7 support whenever they need it. This intelligent assistant accurately diagnoses hearing-related concerns and delivers personalized hearing aid adjustments tailored to each individual’s needs<sup>14</sup>.

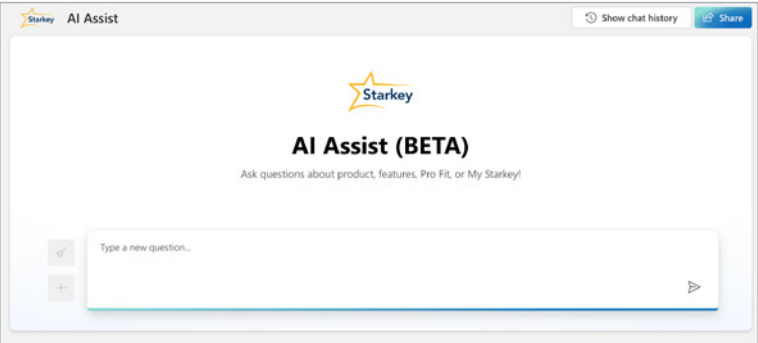


ALL NEW

# AI Assist

Smarter support starts here

Ask questions about product, features, Pro Fit, or My Starkey with our all-new, industry-only Gen AI assistant. Access it through Pro Fit for 24/7 support for any product, feature, or adjustment questions.



14. Mehraei, G., Meyer, D., Halvorsen, S. C., and Neely, A. (2025) Starkey TeleHear AI: Gen AI-driven Continuous Hearing Care. Starkey white paper.

- Waterproof\*
- Wireless
- Rechargeable
- LED Status Indicator Light

# OMEGA<sup>AI</sup>

CROS COMPATIBLE



StarkeyPro.com

Read more on the latest research on Starkey's products here:  
[Starkeypro.com/continue-learning/research-and-publications](https://starkeypro.com/continue-learning/research-and-publications)

\*Up to 1m. Rechargeable styles only.

\*\*Default selection with rechargeable hearing aid order.





Apple Watch is a trademark of Apple Inc., registered in the U.S. and other countries. App Store is a service mark of Apple Inc. "Made for iPod," "Made for iPhone" and "Made for iPad" mean that an electronic accessory has been designed to connect specifically to iPod, iPhone, or iPad, respectively, and has been certified by the developer to meet Apple performance standards. Apple is not responsible for the operation of this device or its compliance with safety and regulatory standards. Please note that the use of this accessory with iPod, iPhone, iPad or Apple Watch may affect wireless performance.

Google Play is a trademark of Google, LLC. The Bluetooth® word mark and logos are registered trademarks owned by Bluetooth SIG, Inc. The Auracast™ word mark and logos are trademarks owned by the Bluetooth SIG. Any use of such marks by Starkey is under license. Other trademarks and trade names are those of their respective owners.

Starkey logo, Starkey Edge, DNN 360, TeleHear, Edge Mode, Hear Share, StarLink, e-STAT, Pro Fit, Starkey Neuro Processor, Omega, Balance Builder, Genesis logo, Evolv logo, Livio Logo and Multiflex Tinnitus are trademarks of Starkey Laboratories, Inc.

Manufacturer according to Health Canada: Starkey Labs Canada Co. 2476 Argentia Road Suite 301, Mississauga, ON L5N 6M1; [www.starkeycanada.ca](http://www.starkeycanada.ca).

MED-EL and MED-EL logo MED-EL logo are trademarks of MED-EL Elektromedizinische Geräte Ges.m.b.H.

