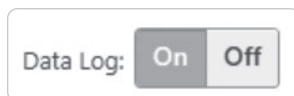


QUICKTIP

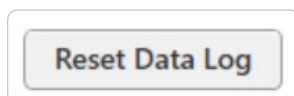
Data Log

Data Log offers a glimpse into the life of the individual hearing aid patient. It can be used to counsel patients on hearing aid usage and the benefits of amplification or for fine tuning and troubleshooting during follow-up visits. Access Data Log from the left navigation bar within Inspire X. The actual data collected while the patient is wearing the hearing aid(s) in different environments is displayed. Inspire X automatically reads the Data Log contents when the hearing aid(s) are connected.

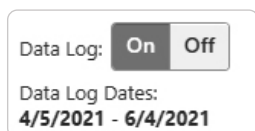


Ability to turn Data Log on or off.

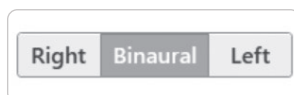
- Default is On. Data Log can be turned On/Off within Inspire X or in the Thrive Hearing Control app. Turning off Data Log eliminates the ability to generate an Engagement Score in the Thrive app.
- If Data Log is set to Off and a session is retrieved in which it was On, it will now be On in the hearing aids as the retrieved session determines the state of the Data Log.
- “Best Fit” and “Clear Settings” functions will turn Data Log to default On.
- When Data Log is turned on from a disabled state, no data will display as it will start logging from that point forward.



Data Log can be reset at any time.



Data Range displays the time period in which data was collected from the hearing aids.



Choose to view data for Right, Left or Binaural.



To view data for a specific memory, click on the desired memory.



Data Log Information can be Displayed in Two Views

Summary

Displays cumulative data for all memories including the average time spent per memory, average daily use, average time streaming, input level distribution, and user-preferred volume. Inspire X may provide a set of recommendations per memory in an effort to improve performance. Select **Apply** to accept recommendations.

- **Fall Detection and Alerts**

Displays a check mark if at least one fall was detected and/or Manual Alert was initiated. Individual “Reset” buttons allow for feature reset without clearing entire Data Log. More detailed information can be viewed/managed by the user on the main Fall Alert screen within the Thrive app.

LifeScope Analyzer

Displays the percentage of time spent per sound class, the percentage of time in wind, the percentage of time the hearing aid(s) were in each directional setting per memory and the average gain adaptation per sound class. Hovering over the channel will display the average amount of gain adaptation.

An overview of the patient’s Data Log can be printed by selecting **Print** and then **Data Log** Report. Check box to include gain adaptation data.

