

Axon Records and Standards January 2025 release notes

These release notes describe all user-facing changes that will be included in the next Axon Records and Standards releases, along with advance notice of major upcoming features, updates, and applications.

There is one release scheduled for January:

- January 22, 2025

Releases begin rolling out at 11 AM Pacific time and may continue through the following day. We do not expect any downtime during these updates. Please note that availability is subject to change. Depending on the complexity and amount of items included in a release, some items in these notes may not be available until two days after the release.

Additional help documentation for Axon Records and Standards is located at axon.com/help. Do you have feedback about Axon's release notes? Submit it [here](#).

Contents

Records preview release	3
Property Management	3
Warrants	3
Administrator Console	4
Records general release	4
Draft One	4
Case Management	5
Property Management	5
Form Builder	7
Records resolved issues	7
Search	7
NIBRS	8
All Agencies	8
Colorado Agencies	8
Ohio Agencies	8
Standards preview release	10
Form Builder	10
Administrator Console	10
Standards general release	11
Draft One	11
Form Builder	12
Change log	13

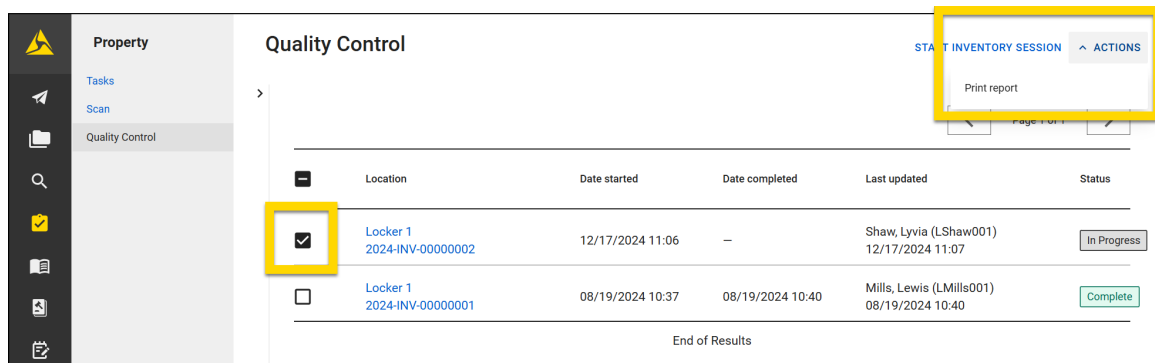
Records preview release

This section includes information about upcoming features and updates that are available for testing in training environments. These are beta features, and all functionality may not be fully present or completely reliable.

Property Management

The following feature will be available on **January 22, 2025**. Contact your Axon representative to have it activated in your organization's training environment.

- You can now print the results of property inventory session by selecting the checkbox beside one or more inventory sessions from the list on the Quality Control page and selecting **Actions > Print report**. In the printout, property items are divided into two sections:
 - List of all items either Confirmed in the location or and To Be Inventoried
 - Session history, including which items were marked as misplaced or UTL, and when the session was started and finished.



Warrants

The following feature will be available on **January 22, 2025**. Contact your Axon representative to have it activated in your organization's training environment.

- A new warrants service assignment feature allows supervisors to assign warrants as 'tasks' to their officers.
 - Officers can keep track of the warrants assigned to them for service in their **My Tasks** inbox. Once the warrant is served, officers can clear the assignment task from their **My Tasks** inbox and update the status or log an activity on the warrant.

Administrator Console

The following feature will be available on **January 22, 2025**. Contact your Axon representative to have it activated in your organization's training environment.

- You can now manage privileges for your Command Hierarchy Groups by using Privilege Sets.
 - A privilege set is a set of multiple privileges that can be applied to a Command Hierarchy Group. All users who belong to that Group are given the privileges in the privilege set.
 - For more information, see [MyAxon](#).

Command Hierarchy & Teams
 Command Hierarchy groups are synced from Evidence.com while teams are created and managed in Axon Records. [Learn more](#)

Command Hierarchy • Teams

SEARCH BY GROUP NAME APPLY TEAM PRIVILEGE SETS REMOVE TEAM PRIVILEGE SETS

▼ ACTIONS

Police Department (0 members)	<input type="checkbox"/>
Command Staff (1 member)	<input type="checkbox"/>
Investigative Division (0 members)	<input type="checkbox"/>
Patrol Division (0 members)	<input type="checkbox"/>
Central District (1 member) Central_Patrol Patrol	<input type="checkbox"/>
East District (0 members) Patrol	<input type="checkbox"/>
North District (0 members) Patrol	<input type="checkbox"/>
South District (0 members) Patrol	<input type="checkbox"/>
West District (0 members) Patrol	<input type="checkbox"/>

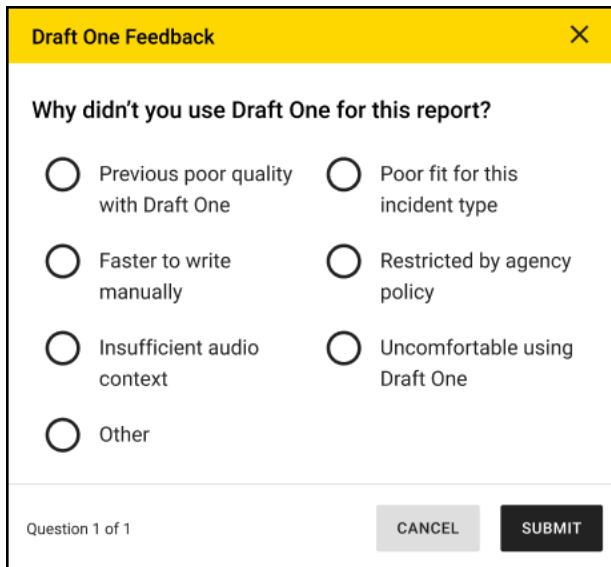
Records general release

This section includes information about upcoming features and updates that are available in all production environments.

Draft One

The following updates will be applied to the production environments of all organizations on **January 22, 2025**.

- A new survey will appear after you submit a report that contains a narrative where Draft One was NOT used.



The image shows a 'Draft One Feedback' survey form. The title bar is yellow with a close button (X). The main content area is white and contains the question 'Why didn't you use Draft One for this report?' followed by seven radio button options: 'Previous poor quality with Draft One', 'Faster to write manually', 'Insufficient audio context', 'Other', 'Poor fit for this incident type', 'Restricted by agency policy', and 'Uncomfortable using Draft One'. At the bottom, there is a progress indicator 'Question 1 of 1', a 'CANCEL' button, and a 'SUBMIT' button.

Case Management

The following features will be available for all organizations to use in their production environments on **January 22, 2025**.

- You can now use the following filters on all tabs in the **NIBRS Disposition Review** inbox:
 - Assignee
 - Date First Submitted
 - Date of Incident
 - Incident ID
 - Offenses
- Now, when preparing cases for sharing, you can select a **Full Incident Report** option to generate a PDF of the latest version of the incident report (including all supplements).
 - Note: only cases can be shared; incidents that have not been turned into a case cannot be shared.

Property Management

The following features will be available for all organizations to use in their production environments on **January 22, 2025**. Contact your Axon representative to have them activated for your organization.

- Now, when reports that contain property items are printed, the Property ID is printed for each item.

Property

Stolen - HOUSEHOLD_GOODS Author: Shaw, Lyvia Property ID: PRO2400000001

Involvement
Role: Stolen **Offense:** 13-1506 - BURGLARY 3RD DEGREE - FEL **Property Status:** Stolen/Etc.

Description
Type: Household Goods **Value:** \$5500.00 **Recovered Value:** \$5500.00 **Quantity:** 1
 Description
High-Security Safe
Color: Matte black **Brand:** TitanVault **Model:** TV-2000 **Article:** Other **Size:** Large (Boxes)

Related People
Relationship: Suspected of Being Involved With This Property **Person:** Carter, James

Related Organizations
Relationship: Owner **Organization:** Locksmith

Recovery Details
Recovery Date: 07/19/2024 **Recovery Time:** 10:00 **Recovered By:** Shaw, Lyvia (LShaw001)

Printed by Shaw, Lyvia (LShaw001) at 01/15/2025 09:49 Page 3 of 5 (Page 3 of 5 in Incident Report 20240719-1)

- You can now track who the Responsible Officer is for a property item. A Responsible Officer receives email notifications when the retention period for an item is close to expiring. They can then update the retention period as needed.
 - When an item is submitted to the Property department, the user who submits the property item is assigned as the Responsible officer.
 - If the incident is turned into a case, the Responsible Officer is re-assigned to the case's Lead Detective. If the case is ever transferred or reassigned, the Responsible Officer is updated accordingly.
 - See [MyAxon](#) for more information.

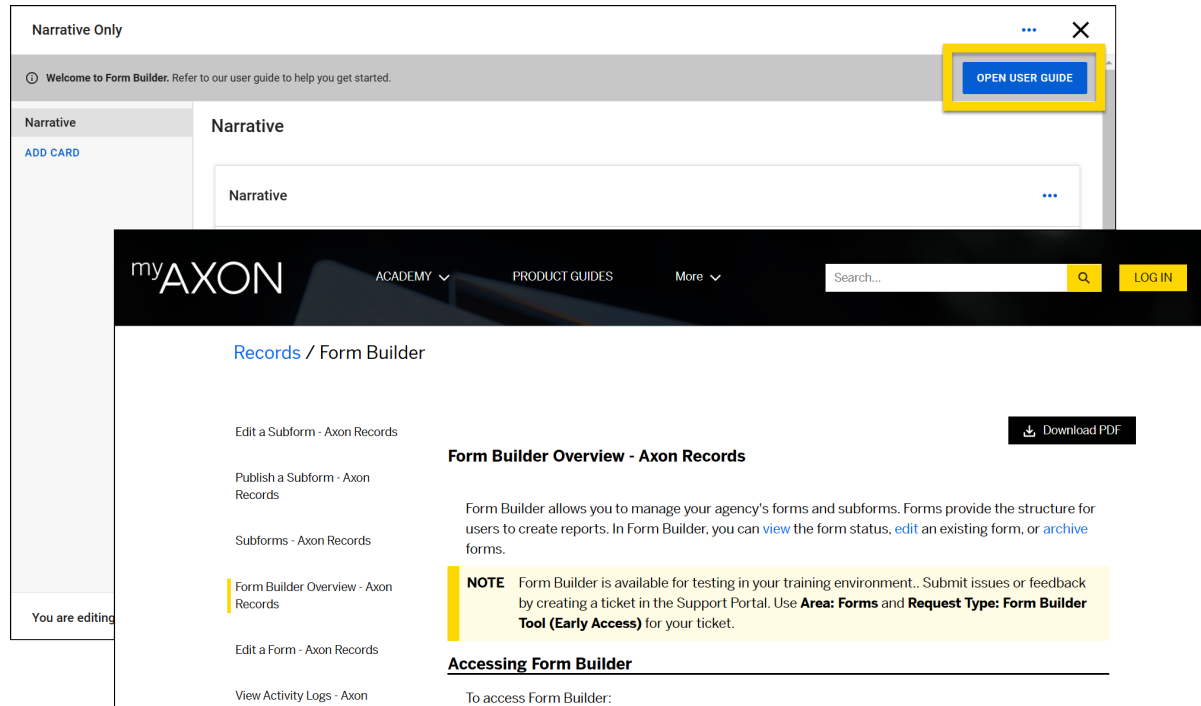
The following update will be applied to the production environments of all organizations on **January 22, 2025**.

- Now, if your organization uses both the [responsible officer](#) feature, as well as the [authorized disposition](#) feature, the only user who can update a property item's authorized disposition is the user who is assigned as that item's responsible officer.
 - The following privilege in the Administrator Console can be given to users to allow them to update authorized dispositions of ALL property items, regardless of whether or not they are assigned as the item's responsible officer: **Property - Authorized Disposition - Update the authorized disposition for property items**.

Form Builder

The following updates will be applied to the production environments of all organizations on **January 22, 2025**.

- You can now access the [Form Builder User Guide](#) from within Form Builder. While editing a form, select **Open User Guide** to open the MyAxon help content in a new browser tab.



Records resolved issues

This section includes information about upcoming bug fixes and resolved issues that will be released to all production environments.

Search

The following issue will be resolved on **January 22, 2025**:

- Previously, when using the **NIBRS Offense Category** filter in Incidents Search and selecting *Other*, no search results appeared. This issue has been resolved, and this filter functions as expected.

NIBRS

This section includes information about upcoming updates and bug fixes for NIBRS validation rules, errors, and submissions.

All Agencies

The following update will be applied to the production environments of all agencies on **January 22, 2025**:

- You can now request to activate an "Acting in Concert" rule. This rule requires that all offenders must be linked to each NIBRS offense on an incident report to meet the Acting in Concert requirement for NIBRS compliance.
 - A validation message appears to users if this rule is enabled: "Not all offenders are connected to each offense. If one or more of the offenders did not act in concert with the listed offenses, additional incident reports should be created to separate out the offenses and offenders. If the offender/arrestee committed or assisted in the commission of all the crimes in this incident, each offense must be associated in the Involvement section above."
 - To activate this rule at your agency, contact Axon Customer Support or your agency's NIBRS Specialist.

Colorado Agencies

The following update will be applied to the production environments of all agencies on **January 22, 2025**:

- Previously, on Rape - Strong Arm offenses (NCIC 1103), users were allowed to select any Weapon/Force Type value. Users will now be restricted to only choosing Personal Weapons (40), Other (90), and Unknown (95).

Ohio Agencies

The following update will be applied to the production environments of all agencies on **January 22, 2025**:

- Ohio Implied Edits for 2903.21, 2903.211, and 2903.22 have been fixed to include Intimidation (13C) offenses.
- Users are now required to complete the **Criminal Activity/Gang Involvement** field when a 2919.22 (Endangering Children) offense is added to an incident report.
- Previously, offenses classified under 90A (Bad Checks) didn't require the offender to be associated with the 90A offense. Users will now be required to add an associated offender or arrestee for these offense types.

- This update resolves a problem with the JSON submission file, which previously failed to accurately submit duplicate offenses of 2913.02 and 2905.32 to the State of Ohio. Now, the JSON submission file will correctly include the NIBRS UCR Code when multiple Ohio Revised Codes are present on the same incident report.

Standards preview release

This section includes information about upcoming features and updates that are available for testing in training environments. These are beta features, and all functionality may not be fully present or completely reliable.

Form Builder

The following feature will be available on **January 22, 2025**. Contact your Axon representative to have it activated in your organization's training environment.

- You can now add an Acknowledgement section to a form in Form Builder.
 - When this section is added to a form, users who complete that type of report can digitally acknowledge their completion of the report.
 - When inserting an Acknowledgement section into a form, the default language can be customized as required for your organization.

The screenshot displays the Axon Form Builder interface for a "Test Form". A yellow box highlights the "ACKNOWLEDGMENT" card in the left-hand sidebar. The main workspace shows the "ACKNOWLEDGMENT" section configuration. It includes a "STATEMENT" field, an "Acknowledgment Section" header, and a "CHECK TO ACKNOWLEDGE" section with a checkbox and a text field. A yellow box highlights the "Edit" and "Remove" options for the checkbox. Below this, there are two "ADD ACKNOWLEDGMENT FIELD" buttons and a table with columns for "ACKNOWLEDGED BY", "DATE", and "TIME". The right-hand sidebar shows "Errors" with the message "No issues found." At the bottom right, there are "PREVIEW" and "PUBLISH" buttons. A warning banner at the top states: "This tool is not recommended for general agency use. For additional information, contact your Axon representative."

Administrator Console

The following feature will be available on **January 22, 2025**. Contact your Axon representative to have it activated in your organization's training environment.

- You can now manage privileges for your Command Hierarchy Groups by using Privilege Sets.
 - A privilege set is a set of multiple privileges that can be applied to a Command Hierarchy Group. All users who belong to that Group are given the privileges in the privilege set.
 - For more information, see [MyAxon](#).

Command Hierarchy & Teams
Command Hierarchy groups are synced from Evidence.com while teams are created and managed in Axon Records. [Learn more](#)

Command Hierarchy ● Teams

SEARCH BY GROUP NAME

APPLY TEAM PRIVILEGE SETS REMOVE TEAM PRIVILEGE SETS

▼ ACTIONS

- Police Department (0 members)
- Command Staff (1 member)
 - Investigative Division (0 members)
 - Patrol Division (0 members)
 - Central District (1 member) Central_Patrol Patrol
 - East District (0 members) Patrol
 - North District (0 members) Patrol
 - South District (0 members) Patrol
 - West District (0 members) Patrol

Standards general release

This section includes information about upcoming features and updates that are available in all production environments.

Draft One

The following updates will be applied to the production environments of all organizations on **January 22, 2025**.

- A new survey will appear after you submit a report that contains a narrative where Draft One was NOT used.

Draft One Feedback [Close]

Why didn't you use Draft One for this report?

Previous poor quality with Draft One
 Poor fit for this incident type

Faster to write manually
 Restricted by agency policy

Insufficient audio context
 Uncomfortable using Draft One

Other

Question 1 of 1

[CANCEL] [SUBMIT]

Form Builder

The following update will be applied to the production environments of all organizations on **January 22, 2025**.

- You can now access the [Form Builder User Guide](#) from within Form Builder. While editing a form, select **Open User Guide** to open the MyAxon help content in a new browser tab.

The screenshot shows the 'Form Builder' interface. At the top right, there is a blue button labeled 'OPEN USER GUIDE' which is highlighted with a yellow box. Below this, the main content area shows a list of items on the left and a detailed view on the right. The detailed view includes a 'Form Builder Overview - Axon Records' section with a 'Download PDF' button and a 'NOTE' box stating: 'Form Builder is available for testing in your training environment.. Submit issues or feedback by creating a ticket in the Support Portal. Use **Area: Forms** and **Request Type: Form Builder Tool (Early Access)** for your ticket.' Below this is the 'Accessing Form Builder' section.

Change log

The table below contains a log of all changes made to these release notes.

Date	Product	Description of change
17 January 2025	Records & Standards	Initial notes created
23 January 2025	Records	NIBRS <ul style="list-style-type: none"> Removed the update for enhanced handling of the Suspected Drug Type field as it was pushed to a later release.

If you have any questions about the information in this release, contact your Axon representative or Software Support.

1-800-978-2737 ext. 4

Email: softwaresupport@axon.com

Do you have feedback about Axon's release notes? Submit it [here](#).

Sincerely,

The Axon Team

Axon Enterprise, Inc.