

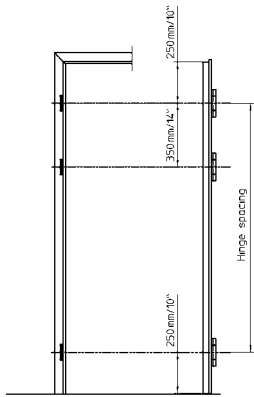
## Hinge Positions

### TECTUS Series

To increase the load capacity of the hinges, a third hinge needs to be positioned 350 mm / 14" below the upper hinge (center to center). The use of a third hinge in order to increase the load capacity has to be determined on a case by case basis. Our hinge data refers to a height/width ratio of the door of 2:1 or more. Please contact us for further information and also see the door manufacturers instructions.

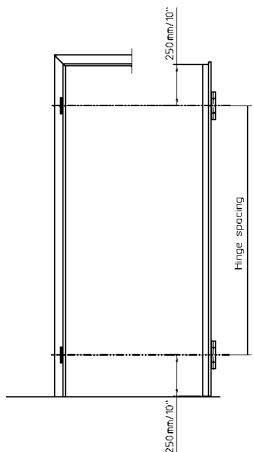
Proper preparation and alignment as well as tension-free adjustment are crucial for a hassle-free operation.

Application with increased load capacity

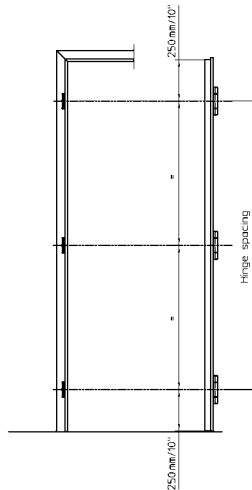


Examples for applications with different door heights

< 8 ft



≥ 8 ft



The hinge spacing does not increase the load capacity.

Note: We recommend for all exterior doors the use of three hinges.