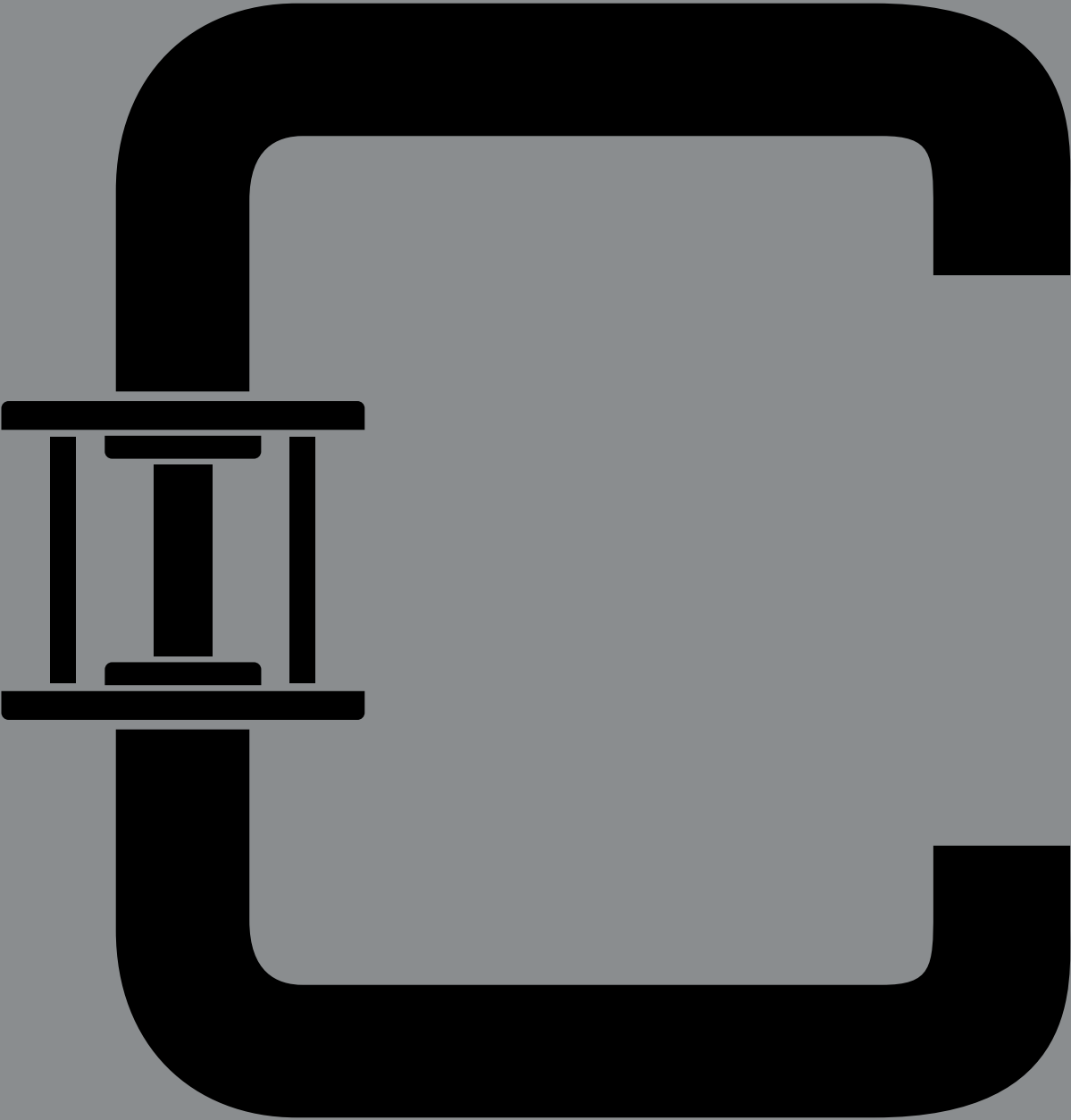


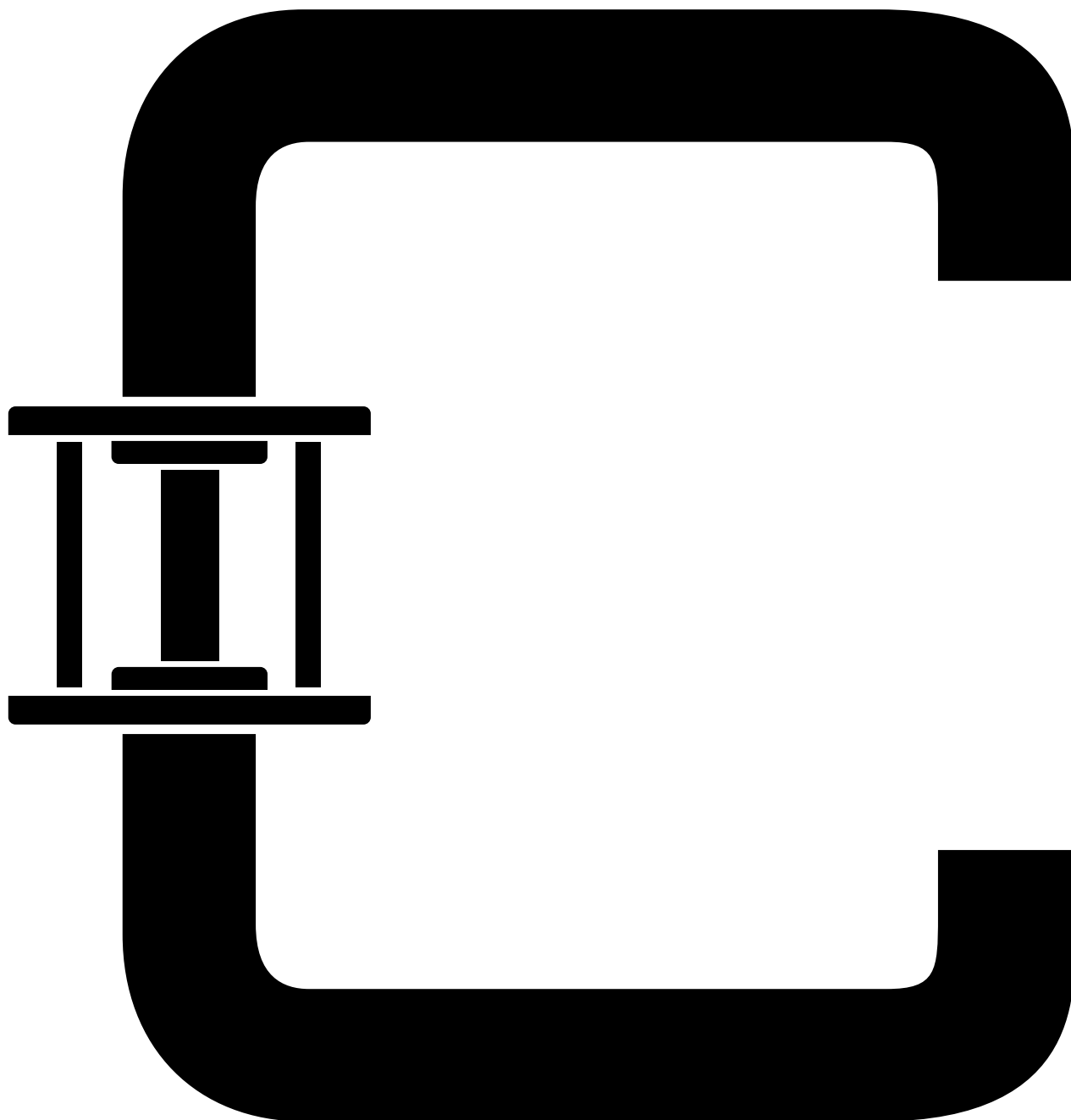
curated collections



Item no.:
14181602016

Description:
Lever handle 19U, snap on cover, 8x8mm,
CC30/38mm, 33-59mm
Satin stainless steel AISI 316

Collection:
Arne Jacobsen



d line

Often 



finishing



touches,

 an

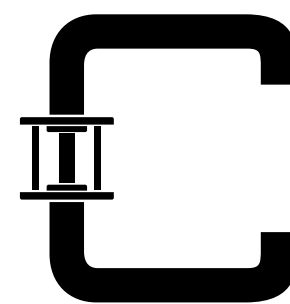


afterthought

the



never





Content	
06	Purpose
08	About d line
16	Enduring design
19	Enduring strength
20	Sustainability
22	Production
24	Craftsmanship
26	Sourcing
28	Our services
30	BIM – d line to download
31	Colours and finishes
36	d line collections
38	Qtoo collection
42	For washbasin
50	For shower and bathtub
64	Knud Holscher collection
69	Sanitary ware
72	Bathroom accessories
78	Dispensers and waste bins
82	Soap dispensers
84	Hand dryers
86	Barrier-free
90	Sanitary panels
101	Hardware
104	Lever handles and accessories
118	Roses and escutcheons
128	Thumb turns and toilet indicators
136	Pulls and accessories
148	Knob handles
152	Back plates
156	Locks and hinges
162	Door closers
164	Panic exit devices
166	Door stops
172	Window handles and accessories
176	Tools and fixing accessories
186	Arne Jacobsen collection
190	Hardware
204	Tom Dixon collection
210	Hardware
220	Maintenance guide
222	Where to find us

Published by: d line A/S, Roskildevej 22, 2620 Albertslund, Denmark, dline.com / **Graphic design:** Studio C / **Typography:** Neue Haas Grotesk / **Photography:** Yellows, Norm Architects, MTJ studio, Frederik Lindstrøm, Julien Chamoux, Detail Studio, Tom Dixon / **Printing:** Clemenstrykkeriet

Projects	
10	St. Catherine's College
32	Charlottetårnet
58	Private residence
94	Grace Farms
180	Cambridge Central Mosque
198	SAS Royal Hotel
216	Brudey Sneakers Family

Our purpose:



**We challenge
you to make the
sustainable,
highly enduring
choice.**



d line is a leading Danish design brand that conceives and hand crafts enduring architectural hardware, sanitary ware and solutions for barrier-free living.



that
endures

Design

d line — About dline

About d line

Since we began, we have believed that the best ideas respond to a need. This started in the 1960s when the Danish designer Knud Holscher was working under Arne Jacobsen on St. Catherine's College, Oxford. It was his need for a high-quality, coordinated line of stainless steel architectural products that led him to design one.

In 1971, those first products were launched as d line and included two lever handles – the Ø14mm U and L – whose perfect harmony came from sharply bent sections that maintained the radius of their cross sections. Since then, in new categories and through new design collaborations, we have continued to create enduring products. Since then we have also endeavoured to push beyond the boundaries of what we know in order to master what we don't, so that we can answer new, evolving needs.

As a result, the architects who choose our products do so because they are a simple, reliable, innovative, total solution to Holscher's original problem with St Catherine's College: a perfect toolkit of pieces for rooms that are effortlessly balanced in their practical details. To the spaces they occupy, they bring a sense of unity – they are often the finishing touches, yet they are never an afterthought.

d line: design that endures

Project:



Architect
Arne Jacobsen

Location
Oxford,
United Kingdom

Year
1962

Amenities
Lecture theatres
Dining hall
Library
Music house
Seminar rooms

St. Catherine's
College
Charlottetårnet
Private residence
Grace Farms
Cambridge Central
Mosque
SAS Royal Hotel
Brudey Sneakers
Family

Project:



St. Catherine's College



After only two years at the studio of Arne Jacobsen, Knud Holscher was put in charge of St. Catherine's College. A project that would have a major impact on his career.



you think I find best" and so I did. And from then on we had a lot of dialogues that meant a great deal to me and to him" – Knud Holscher. Situated in the eastern part of Oxford, the modernist buildings feature repetitive schemes of windows broken up by concrete columns and floor-to-ceiling glass panels, combining modern materials such as brick, concrete, glass and metals. Stretched out in the landscape, the gardens surrounding the college grounds is an integral part of the architecture. The bell tower of the college stands tall above the low architecture of the campus, making it particularly visible.

St. Catherine's is one of the constituent colleges of the University of Oxford. Its minimal glass and concrete structure look just as beautiful today as it did at its opening in 1962. Jacobsen had a concrete wall in his backyard to which he referred when working on St. Catherine's: "This is what it should look like – smooth and slightly glossy".

"I remember having a conversation with Arne Jacobsen that turned things around in how we worked together. "draw what you find to be the best solution, and not what

Everything was designed by Jacobsen. The chairs (the Swann, the model 3107, the high-back Oxford chairs) as well as lamps, cutlery, clocks. Even hooks and lever handles. However, Holscher struggled to find the latter. Going through stacks of brochures in search of the right solution, Holscher wondered why it seemed impossible to find a company that made a collection – a system – of architectural hardware in the same material and finish. That was the beginning of d line and what catapulted him into his successful career as an industrial designer.

Project:



Concrete, brick, glass – the juxtaposition of details and texture at St. Catherine’s College, Oxford.



Enduring design

That which is simple never goes out of style and that of uncompromising quality never needs to be bought for a purpose more than once.

Our approach to design is strong and pure. d line is designed by architects to meet architects' needs, so every solution that's been produced by us is meticulous in form, function, feel and construction, streamlined and without fuss, yet with a smooth tactility that asks to be handled.

Despite our products' timelessness, d line continues to innovate across design, engineering and technology towards new hardware, sanitary ware and barrier-free solutions that apply the same strong, pure design thinking that was behind Holscher's first two lever handles. In this way, each product in the d line range is a refinement and an evolution of those before it, while each brings something new to our ever-expanding collection.

d line — Enduring design



Everything stems from our first designs and the bend in the handle. Remaining true to our roots, we continue the d line curved iconography through our designs for everything, from handles to hooks, door pulls to paper dispensers.



d line ————— Enduring strength

Enduring strength

Both internally and externally, every detail of every d line piece is rigorously tested for seamless functioning so that it endures. Then, assisted by the most cutting-edge machinery in our field, each is expertly crafted by hand. From the curve of a handle, to the locking mechanism in our sanitary panel system, to the 21 ball bearings that roll against each other behind our lever roses, we have always seen every component of every design as having equal importance in the creation of the whole.

This is why d line is known for being resistant to wear and tear – for never needing to be bought for a purpose more than once.

It's why architects who value sustainability repeatedly design them into their spaces. Because every click, catch, housing, panel and screw has been designed and tested to the highest technical standards – to be used, turned, touched, pulled, pushed, pressed, flipped and hung from, forever.



We place enormous value on our products' reputation for standing the test of time, because we believe that anything that's less than superb in its design and craftsmanship is simply a waste – not just of money but also of resources.

Sustainability

For too long people have unthinkingly bought things that can be thrown away or replaced. Now as conscious consumption becomes necessary, sustainability is an essential consideration in the way we live and the things we buy.

Long before sustainability became an issue of concern, d line made a promise that we would create things that are timeless in their design and enduring in their strength, so that they wouldn't need to be bought for a purpose more than once.

That promise was based on an ethos of designing every tiny detail to work seamlessly towards a perfect whole. It was based on unfussy, minimalist design that would never date. And it was based on the use of raw, resilient, acid-proof, non-corrosive AISI 316, as the strongest, most hard wearing steel for these types of purposes. Furthermore, in the production of stainless steel no chemicals are used, nor any contaminating surface treatments.

Today that commitment to sustainability exists as a 20-year guarantee on our products (with the exception of electronic).

This commitment extends to responsible sourcing of our steel, to low-emission hand assembly and to a lean factory that never produces more than what is needed. The original d line promise continues to be carried through all that we do, just as it has been for over 50 years.

Our sustainability goals

We think that sustainability is a living thing, so we constantly strive to innovate across design, engineering and technology, seeing our offerings not so much as final results but as continuing evolutions.

By the middle of 2023 we are committed to the following goals in d line:

- EPD certifications and life-cycle assessments (LCA) on our top products.
- ISO 14001 certified production facilities.
- Increase our efforts within sustainable packaging and raw material.

We own our factory and are proud to control our production process, because it means we can maintain a tight focus and a productive attitude towards efficiency, quality and the endurance of our products



Production

The human touch

Instead of relying on automated machines or computers, our products are made by people, meaning we can flex to meet any situation or requirement.

Our factory has many stations where tasks are carried out by hand using specialist machines, and where each product receives the specific attention it needs. To avoid scratching, for example, a mirror-polished lever will be carefully wrapped before being transported to the next station.

This human aspect of our production is in everything; from the way we craft different sizes of the same product completely differently, to the handling and double-checking of every item many times. Each piece is examined for perfection at every

point along its hand production, as well as being extensively inspected at the final step of its assembly. In this way, quality control of everything we make is the responsibility of everyone involved in the making.

The LEAN approach

We want our production to be swift and lean, because we know the value of short lead times – yet we're mindful always of achieving precision as well as speed, because we never want to make mistakes.

Being lean in our production is also about minimising waste and consumption, because our credentials in sustainability are incredibly important to us. Overall, our approach is one of constant tweaking in order to achieve and maintain the perfect balance between all these aspects.



Though many d line products can be classed as industrial in both their design and their look, none of them are industrially made. They are hand crafted in our factory by our dedicated specialists.



Craftsmanship

Tube cutting, welding, bending, grinding, polishing, assembly and packing – all of these stages of our production are undertaken by people, with the help of specialized machines, and each is carried out by one person before being passed on to the next.

These tasks are truly specialized. To achieve each tiny detail in a d line product, for example, special stamping and cutting tools have been developed just to create that single element. Meanwhile, to execute the grinding and polishing that results in our signature d line satin finish, a product is gently held by hand against a spinning wheel at specific angles and with equal pressure applied to every millimetre of the whole. This is carried out as four different steps before the product is wrapped for transportation to the next station.

Labour-intensive processes such as these are critical for the achievement of precision and perfection. We think they're worth it because the resulting products are truly enduring.

After our pieces are carefully crafted, they are packed and shipped in cardboard boxes made from recycled and recyclable cardboard. We purchase our boxes locally, not only from a subsidiarity principle to avoid unnecessary transport, but also to support our local communities and businesses.

How d line acquires our steel has been carefully thought through, from sourcing to processing, right through to scraps.

Sourcing, processing and recycling

We purchase our steel locally, because it conforms with our high quality standards and is in close proximity to our production facility.

We buy only steel for the need we have, and keep just enough in reserve to react quickly if an urgent order comes in. This is not only because we don't want to be responsible for mining and producing steel that's not needed, it's also to avoid the emissions that powering a large-scale storage facility demands.

We also don't want our production failures to account for waste, so our waste minimisation goals include a keen focus on getting our production absolutely perfect each time.

This focus means that these types of scraps only account for about 0.3 per cent of our entire production – and we're working to reduce even this small number all the time. When we have used the steel for the purpose we bought it for, we ensure nothing is thrown away. All our metal scraps are carefully sorted and 100 per cent recycled, as a way to repurpose, reuse and avoid unnecessary waste.



Our services

We offer services
such as:

Project consultation.
Scheduling.
On site representation.
CPD's.
Lunch and Learns.
UK/EU specifications.
Budget controlling.
20-year product guarantee.
Samples upon request.

All our products are tested and certified to the
latest industry standards including:

EN 1906 lever handles / **EN 1634** comprehensive
fire test / **DIN 18273** fire test f/ levers /
EN 1125 panic exit devices / **EN 179** panic exit
devices / **EN12182** barrier-free / **EN12209** locks /
BS:EN standards Certifire & CE marking /
Wras reg4 taps and showers / **ASME A112.18.1** taps
and showers / **NSF/ANSI 61** taps and showers /
CSA B125.1 taps and showers / **WaterMark** taps
and showers / **WELS** taps and showers /
SINTEF taps and showers

BIM – d line to download

Greater collaboration, informed decision-making, easier project management and faster construction



The benefits of Building Information Modelling (BIM) are many, which is why we've invested in this innovative technology to make the top 300 d line products available for architects to download.

Accessible via our website as .dwg, .ifc and .rfa files ready to insert into drawings created in programmes such as Revit or ARCHICAD, these BIM files provide designers with up-to-date, technically relevant information, all at a click.


Links to each product's downloadable BIM file are found under the 'item details' of a product page's 'product information' section. When a BIM file is downloaded and placed, the corresponding product – complete with item number – can be specified for entire builds right from the drawing.

The result? Seamlessly created product lists without the need for cross-referencing, all of which eases communication with on-site teams.

All products in this catalogue marked with the BIM icon, will have a downloadable BIM-object available on dline.com.

Some of our objects have also gone live on the NBS National BIM Library. Visit thenbs.com.

Colours and finishes




Stainless steel




Brass



PVD charcoal



PVD brass



PVD copper

Solid metals
AISI 316 stainless steel and brass have long been our metals of choice, because they never date and meet our exacting quality standards. Grinding and polishing are what create our signature d line satin finish. For our method, a product is gently held by hand against a spinning wheel at specific angles, and with equal pressure applied to every millimetre of the whole. This is carried out as four different steps.

Choose between steel and brass in either satin or polished finish. For items not available in solid brass, we recommend PVD brass.

PVD finishes
Physical vapour deposition (PVD) creates an extremely high-quality, high-durability finish when applied to stainless steel. With it we can now create our pieces in a brushed satin or a polished finish, in Copper, Charcoal and Brass. This treatment allows for our

AISI 316 stainless steel to take on a new metallic hue, while staying resistant to the humidity and cleaning materials typical to bathrooms. Besides our 20-year product guarantee, we offer a 5-year guarantee on the PVD finish.

Included in our portfolio are also modern palettes of pure, matt silk powder coated RAL colours. To explore all our colours or to find specific colour item numbers, please visit dline.com.

Project:



Architect
Lundgaard & Tranberg

Location
Copenhagen,
Denmark

Year
2019

Amenities
Hotel apartments
Fitness room
Swimming pool
Conference facilities
Restaurant
Courtyard

St. Catherine's
College
Charlottetårnet
Private residence
Grace Farms
Cambridge Central
Mosque
SAS Royal Hotel
Brudey Sneakers
Family

Project:



Dark finishes such as this are more traditionally used in partnership with deep wall colours or rich, muted woods such as smoked oak. But as the bathrooms at Charlottetårnet show, when set within a soft, light palette, they become sharp, elegant accents.



Charlottetårnet

In the first phase of their plans for Charlottehaven (or Charlotte Garden) a 178-rental-apartment development on Strandboulevarden in Østerbro, Copenhagen – Lundgaard & Tranberg Architects exhibited great deftness in their treatment of both light and shadow, and texture and detail. So, it was natural that these interplays should continue into the project's second phase: 37 furnished hotel apartments known as Charlottetårnet (or Charlotte Tower).

A perfect example of these two interplays is seen in the hotel's light-yet-warm bathrooms, which are characterised by creamy-hued floor-to-ceiling terrazzo surfaces punctuated by d line sanitary pieces in PVD Charcoal. PVD was considered a perfect finish for the pieces destined for Charlottetårnet – where rooms are repeat-

edly turned over to welcome new guests – because of its resistance to the harsh, abrasive chemicals required to optimise bathroom hygiene. Indeed, Lundgaard & Tranberg Architects considered it to be so effective that, having originally specified a toilet brush, toilet roll holder and towel rails in this dark, resilient expression, they returned to order d line 16L Lever handles in PVD Charcoal to match. The levers have been integrated into a smart system by VinCard known as 'Essense', so that hotel guests can access their rooms via a digital access key on their smartphone or watch.

Collections


Qtoo
Knud Holscher
Arne Jacobsen
Tom Dixon



P. 42 For sink
P. 50 For shower and
bathtub

The Qtoo Collection was launched in 2020, to further leverage d line's ability to achieve complete cohesion within architect-designed spaces. The collection brings to the market 100% recyclable stainless steel taps and shower fixtures, which share our precision-designed, minimalist aesthetic.

Qtoo collection





Qtoo makes use of marine-quality, non-corrosive AISI 316 stainless steel favoured by d line, utilising steel for both its internal and external parts.

Precision, minimalistic and innovative

Created through an established collaboration with Danish design studio Hans Thyge & Co., each Qtoo piece blends a simple silhouette with innovative ideas, balancing soft, feminine shapes with perfectly composed geometric lines.

The Qtoo pieces are available in brushed and polished stainless steel, as well as matt black, brass, copper and charcoal. With these same finishes applicable to our sanitary ware by Knud Holscher, this means a more comprehensive range across the d line bathroom category.

Sustainable thinking

All materials within a Qtoo product are 100% recyclable. Stainless steel is favoured because the amount of heavy metals are also much lower in stainless steel, when compared to normal chrome products. Simultaneously, in the production of stainless steel no chemicals are used, nor any contaminating surface treatments.

The Qtoo products further utilizes integrated air mixers as standard to reduce water consumption. The products are CSA certified and conform to California Code, which mean that our products live up to strict water saving standards.

Healthy drinking

Qtoo products also prioritise health, promising extraordinarily clean water from every tap, each of which is lead-free, allergy-friendly and GDV- and NSF/ANSI61-certified, to ensure lower levels of heavy metals in water. Each also comes with a 20-year guarantee and is leakage-tested at 15 bar.

QS3200-340WM
Built-in two-way shower set in
satin stainless steel.

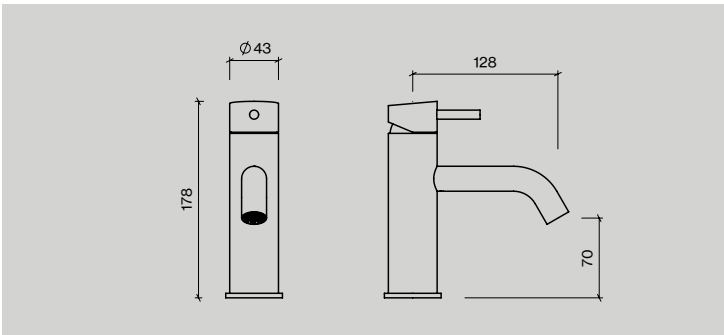
For washbasin

Whether counter- or wall-mounted, the Qtoo Collection washbasin taps are all about balanced proportions. Each minimalist tap is operated with a single lever that moves softly to turn the water on, and manoeuvres just as seamlessly to adjust temperature or flow.

As with any Qtoo wall mounted piece, our taps come with pioneering multi-adjustable built-in units for safe and easy installation.

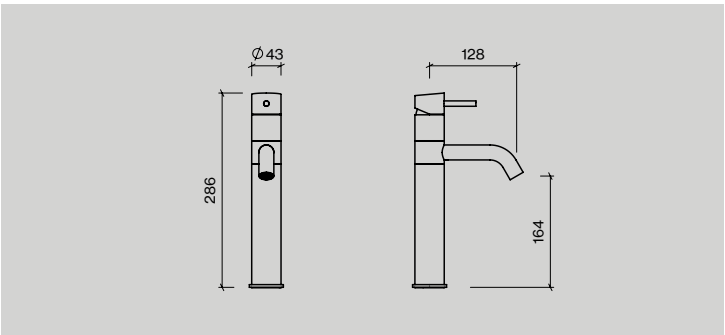
Staying true to the Qtoo sustainability principles, all stainless steel parts are 100% recyclable and comes with a 20-year guarantee.

Single lever tap



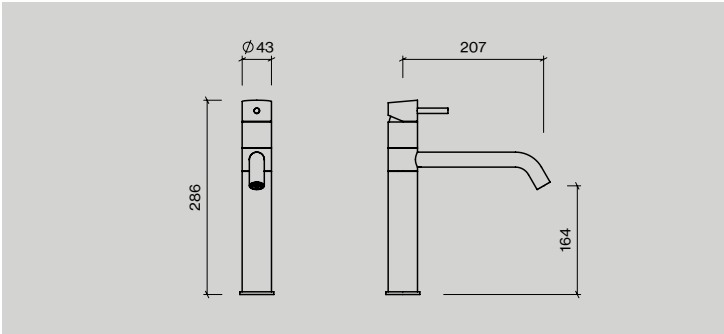
Item no.: QT1150M QT1150P	Description: F/counter top, satin stainless steel F/counter top, polished stainless steel	Unit: 1pcs 1pcs
--	--	------------------------------

Tall single lever tap



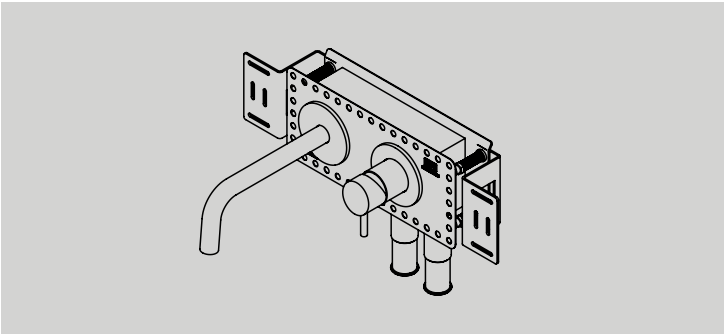
Item no.: QT1200M QT1200P	Description: F/counter top, w/ swivel spout, satin stainless steel F/counter top, w/ swivel spout, polished stainless steel	Unit: 1pcs 1pcs
--	--	------------------------------

Kitchen tap



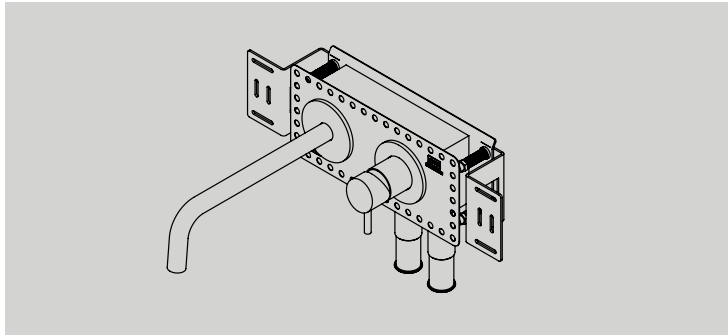
Item no.: QT2100M QT2100P	Description: F/counter top, w/swivel spout, satin stainless steel F/counter top, w/ swivel spout, polished stainless steel	Unit: 1pcs 1pcs
--	---	------------------------------

Built-in tap, 190mm spout – complete set



Item no.: QT3100-190SM QT3100-190SP	Description: Ø80mm rose, wall mounted incl. built-in part, satin stainless steel Ø80mm rose, wall mounted incl. built-in part, polished stainless steel	Unit: 1set 1set
--	--	------------------------------

Built-in tap, 250mm spout – complete set

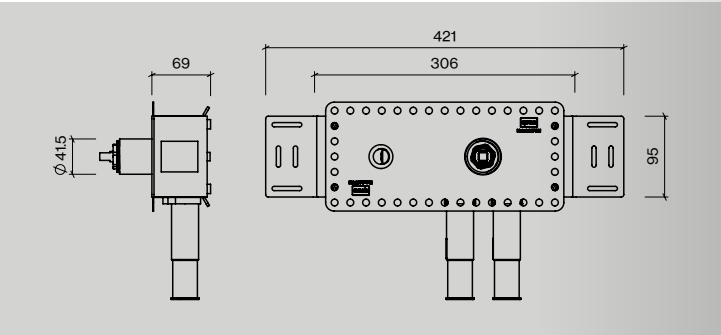
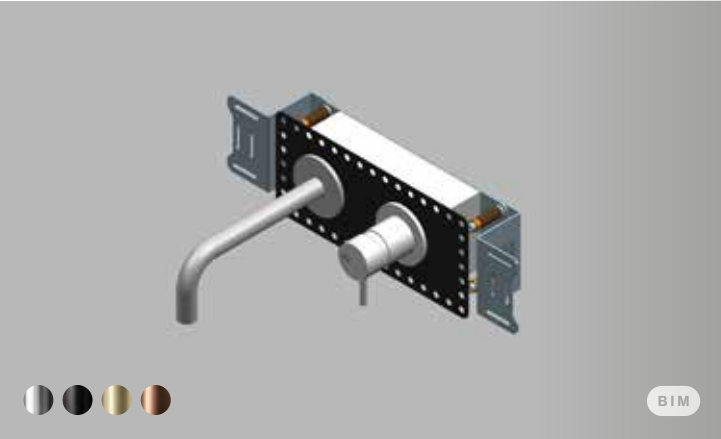


Item no.:
QT3100-250SM
QT3100-250SP

Description:
Ø80mm rose, wall mounted incl built-in part, satin stainless steel
Ø80mm rose, wall mounted incl built-in part, polished stainless steel

Unit:
1set
1set

Built-in mixer w/1/2" connector

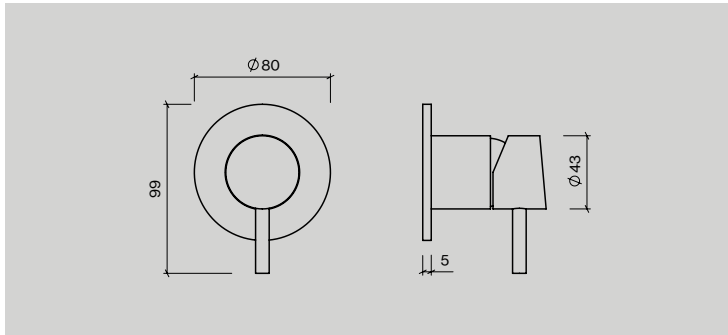



Item no.:
QT3100

Description:
Built-in part only, f/spout or wall outlet for hand shower

Unit:
1pcs

Control f/wall mounted mixer

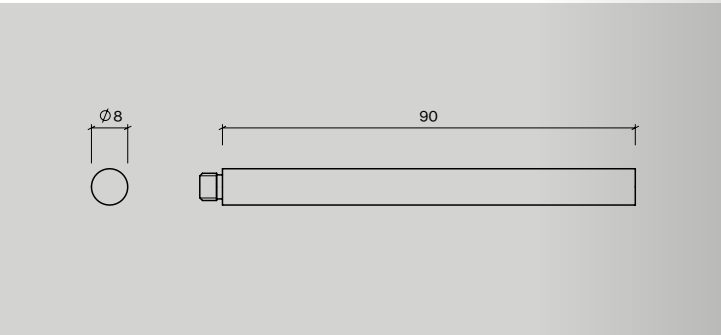



Item no.:
QA2180M
QA2180P

Description:
Ø80mm rose, satin stainless steel
Ø80mm rose, polished stainless steel

Unit:
1pcs
1pcs

Barrier-Free pin

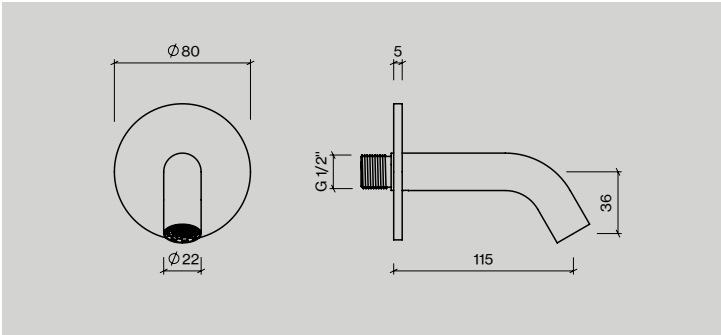


Item no.:
QR0090M
QR0090P

Description:
F/mixers & counter top taps, 90mm, satin stainless steel
F/mixers & counter top taps, 90mm, Polished stainless steel

Unit:
1pcs
1pcs

Spout, 115mm

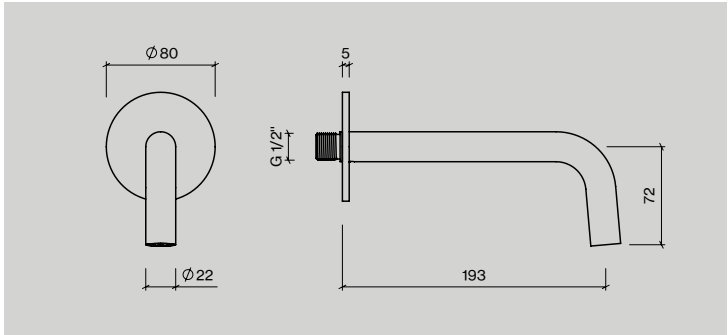


Item no.:
QA3080M
QA3080P

Description:
Ø80mm rose, satin stainless steel
Ø80mm rose, polished stainless steel

Unit:
1pcs
1pcs

Spout, 190mm

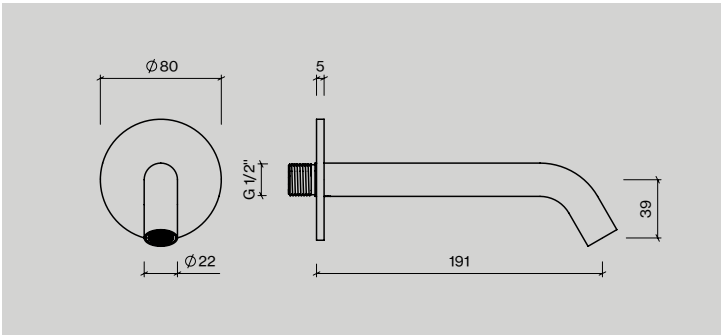


Item no.:
QA3180M
QA3180P

Description:
Ø80mm rose, satin stainless steel
Ø80mm rose, polished stainless steel

Unit:
1pcs
1pcs

Spout, 191mm

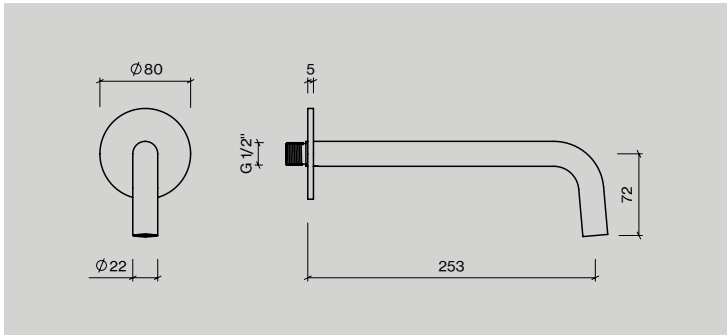


Item no.:
QA3380M
QA3380P

Description:
Ø80mm rose, satin stainless steel
Ø80mm rose, polished stainless steel

Unit:
1pcs
1pcs

Spout, 250mm

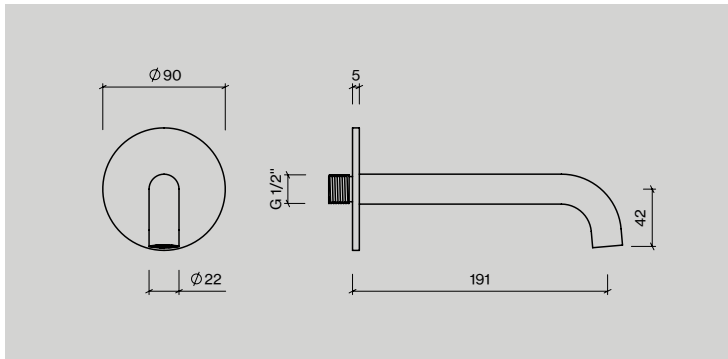


Item no.:
QA3280M
QA3280P

Description:
Ø80mm rose, satin stainless steel
Ø80mm rose, polished stainless steel

Unit:
1pcs
1pcs

Built-in sensor tap, 190mm spout

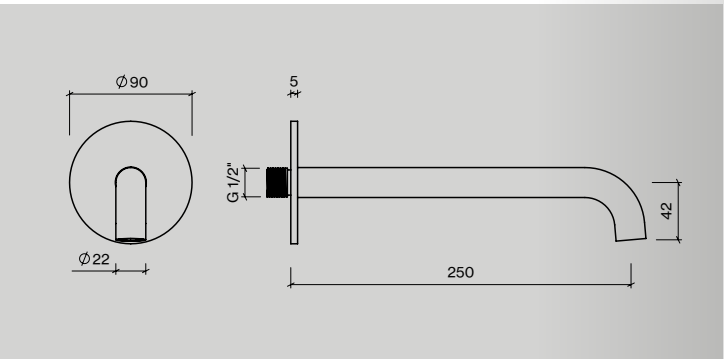


Item no.:
QST3190M
QST3190P

Description:
Ø90mm rose, wall mounted, satin stainless steel
Ø90mm rose, wall mounted, polished stainless steel

Unit:
1set
1set

Built-in sensor tap, 250mm spout

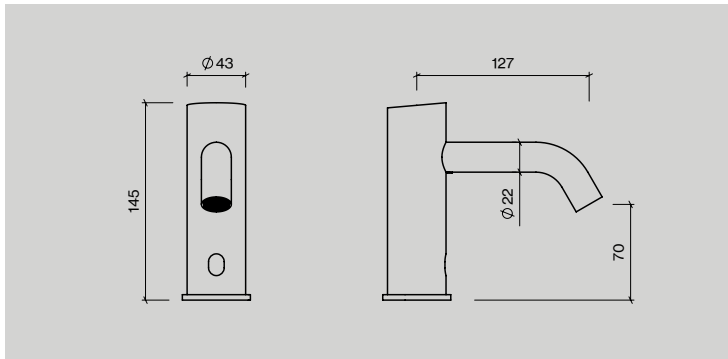


Item no.:
QST3290M
QST3290P

Description:
Ø90mm rose, wall mounted, satin stainless steel
Ø90mm rose, wall mounted, polished stainless steel

Unit:
1set
1set

Sensor tap

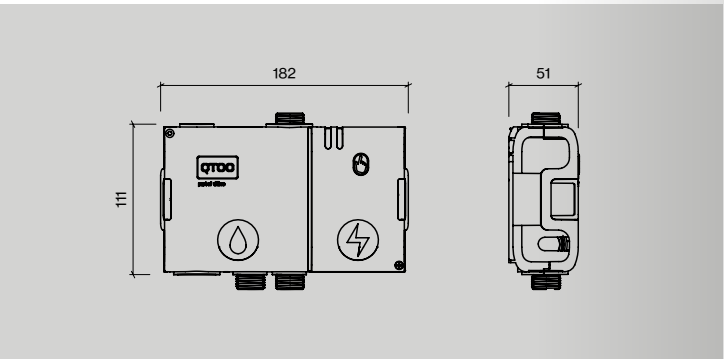


Item no.:
QST1150M
QST1150P

Description:
F/counter top, satin stainless steel
F/counter top, polished stainless steel

Unit:
1pcs
1pcs

Premix flexbox f/sensor tap

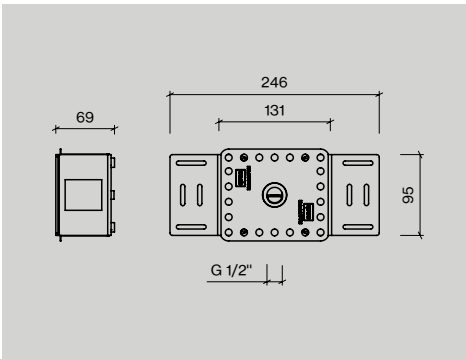



Item no.:
QSF01

Description:
F/ 220 volt / 6 AA batteries

Unit:
1pcs

Built-in part 1/2" f/spout, wall outlet & shower arm

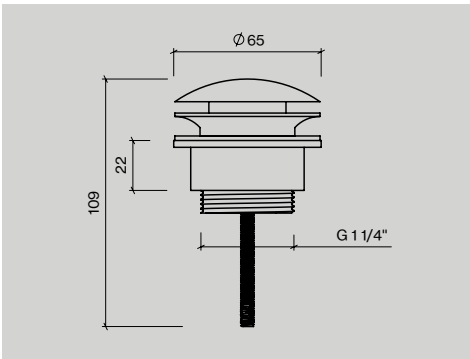


Item no.:
QS3400

Description:
69x126mm,
stainless steel

Unit:
1pcs

Waste push-open

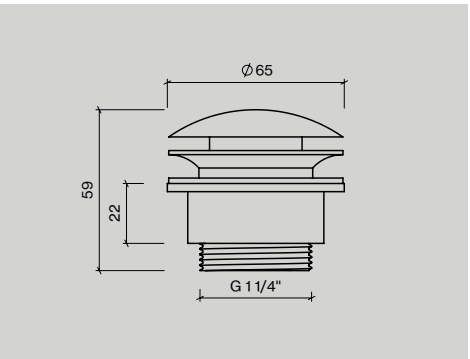


Item no.:
QA1100M
QA1100P

Description:
Satin chrome finish
Chrome finish

Unit:
1pcs
1pcs

Waste fixed-open

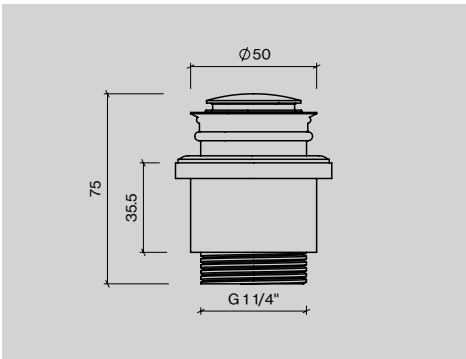


Item no.:
QA1200M
QA1200P

Description:
Satin chrome finish
Chrome finish

Unit:
1pcs
1pcs

Easy-clean waste push-open

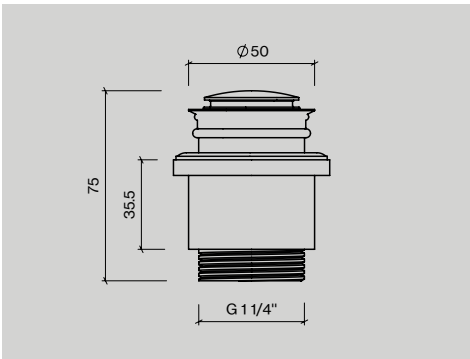


Item no.:
QA1150M
QA1150P

Description:
Satin stainless steel
Polished stainless steel

Unit:
1pcs
1pcs

Easy-clean waste fixed-open

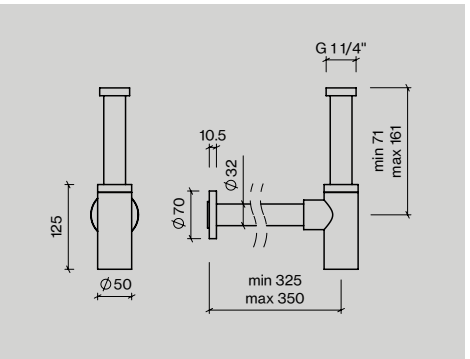


Item no.:
QA1250M
QA1250P

Description:
Satin stainless steel
Polished stainless steel

Unit:
1pcs
1pcs

Siphon



Item no.:
QA1400M
QA1400P

Description:
Satin chrome finish
Chrome finish

Unit:
1pcs
1pcs

**QST3290M Built-in sensor tap in PVD Charcoal**

Realised in AISI 316 stainless steel, these are already-loved pieces from our Qtoo collection of wall hung and counter top taps, that have been given new functionality and an amplified hygiene factor by being fitted with motion-activated technology. The result? A clean look with cleaner functionality.

For shower and bathtub

The Qtoo Collection shower and bathtub system of showerheads, spouts and control unit combinations are for mixing and matching to personal taste and need. Each element of the system is perfectly minimal, with every detail precision-designed around function.

The collection is designed to be wall-mounted and built in the wall. The control units operate the water and flow, and adjust the temperature, with an optional thermostat that offers smart antiscald function to safeguard families with children.

- Built-in depth: 69 mm
- 400 mm projection
- Rose diameter: 90 mm
- Flow rate limited to max. 5.7lpm
- Spare flow regulator included 9.5lpm
- Anti lime scale
- Lead free compliant

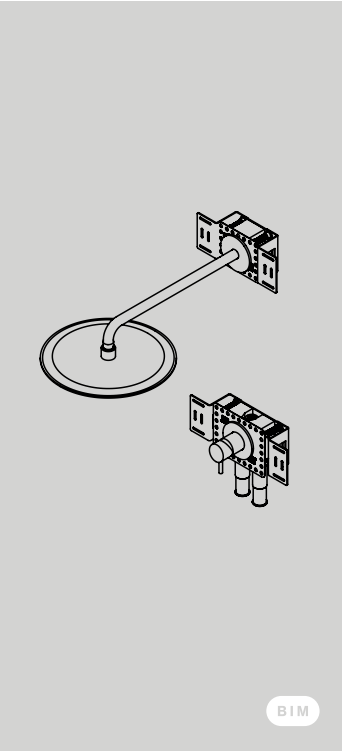
Built-in shower set



Item no.:
QS3100-340WM
QS3100-340WP

Description:
W/300mm head shower, satin stainless steel
W/300mm head shower, polished stainless steel

Unit:
1set
1set



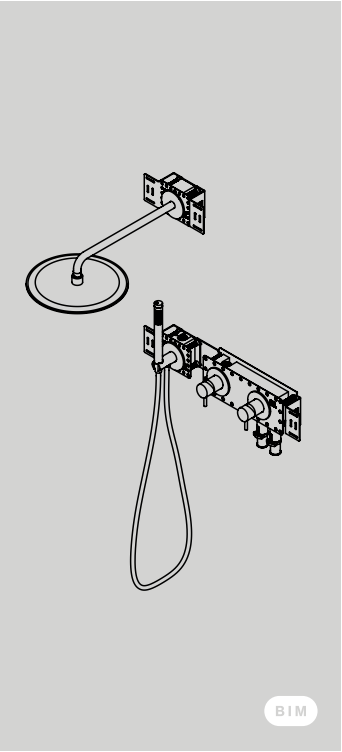
Built-in two-way shower set



Item no.:
QS3200-340WM
QS3200-340WP

Description:
W/300mm head shower & hand shower, satin stainless steel
W/300mm head shower & hand shower, polished stainless steel

Unit:
1set
1set



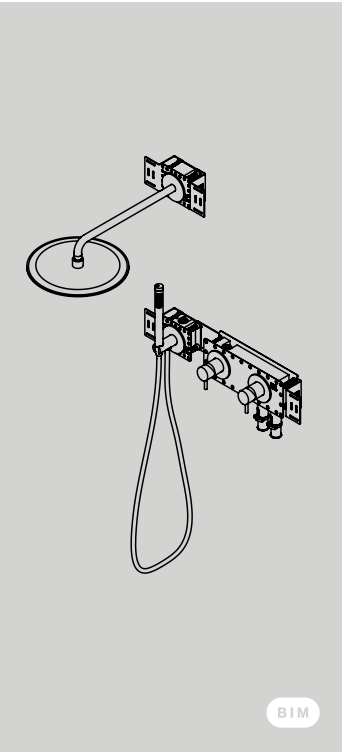
Built-in two-way thermostat shower set



Item no.:
QS3300-340WM
QS3300-340WP

Description:
W/300mm head shower & hand shower, satin stainless steel
W/300mm head shower & hand shower, polished stainless steel

Unit:
1set
1set



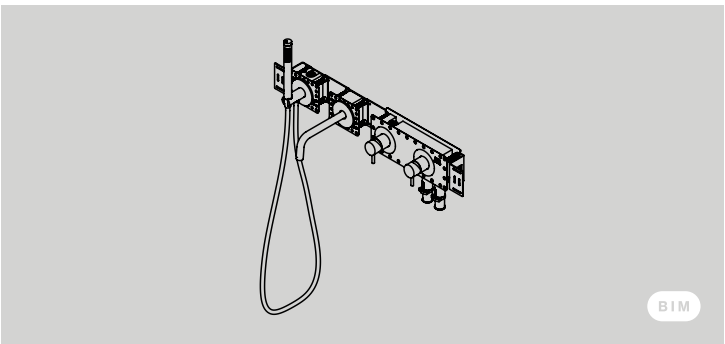
Built-in two-way bathtub set



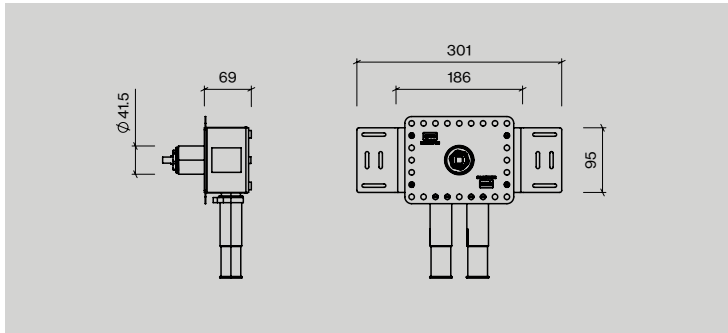

Item no.:
QS3200-190SM
QS3200-190SP

Description:
W/190mm spout & hand shower, satin stainless steel
W/190mm spout & hand shower, polished stainless steel

Unit:
1set
1set

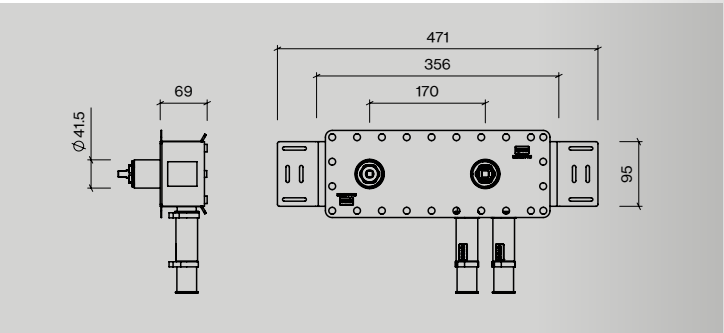



Built-in part f/ mixer



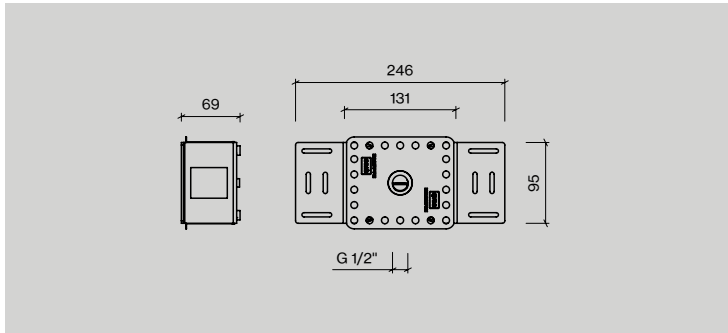

Item no.: QS3100
Description: Built-in part only, stainless steel
Unit: 1pcs

Built-in part f/ mixer & diverter



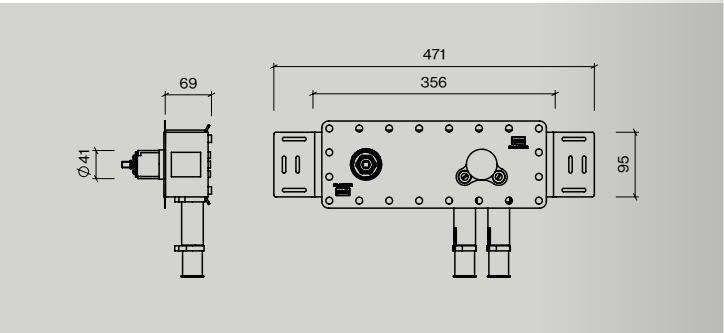

Item no.: QS3200
Description: Built-in part only, stainless steel
Unit: 1pcs

Built-in part 1/2" f/spout, wall outlet & shower arm



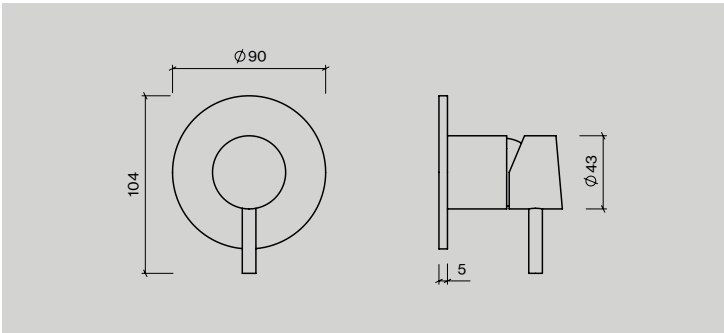

Item no.: QS3400
Description: Built-in part only, stainless steel
Unit: 1pcs

Built-in part f/ diverter and thermostat



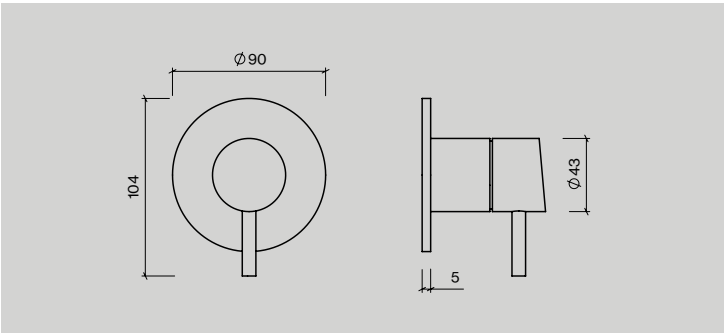

Item no.: QS3300
Description: Built-in part only, stainless steel
Unit: 1pcs

Control f/wall mounted mixer



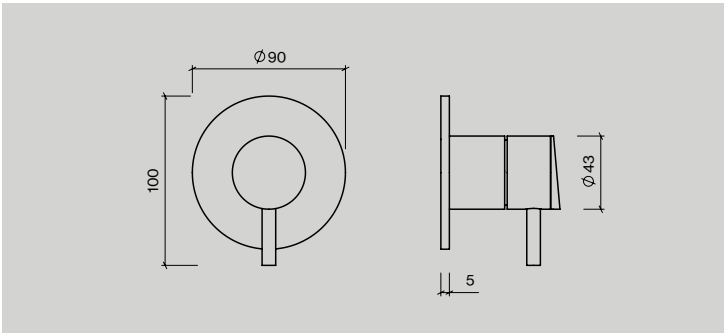

Item no.: QA2190M
QA2190P
Description: Ø90mm rose, satin stainless steel
Ø90mm rose, polished stainless steel
Unit: 1pcs
1pcs

Control f/wall mounted diverter



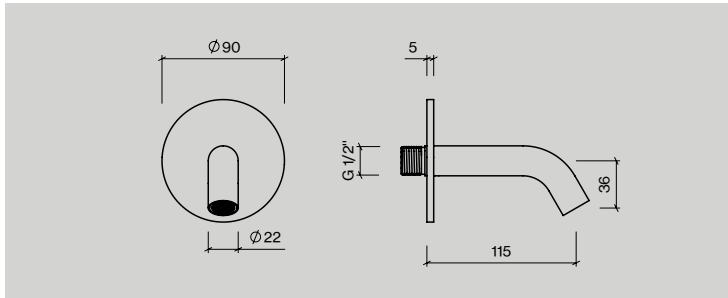
Item no.: QA2290M
QA2290P
Description: Ø90mm rose, satin stainless steel
Ø90mm rose, polished stainless steel
Unit: 1pcs
1pcs

Control f/wall mounted thermostat



Item no.: QA2390M
QA2390P
Description: Ø90mm rose, satin stainless steel
Ø90mm rose, polished stainless steel
Unit: 1pcs
1pcs

Spout, 115mm

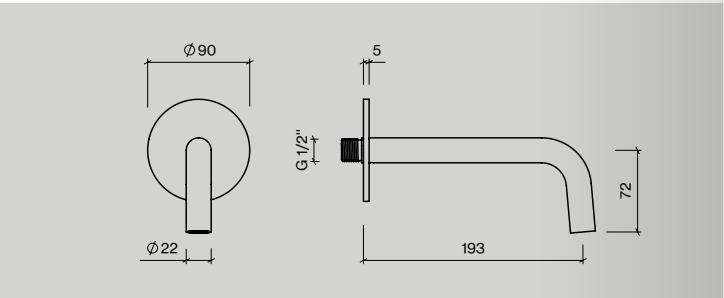


Item no.:
QA3090M
QA3090P

Description:
Ø90mm rose, satin stainless steel
Ø90mm rose, polished stainless steel

Unit:
1pcs
1pcs

Spout, 190mm

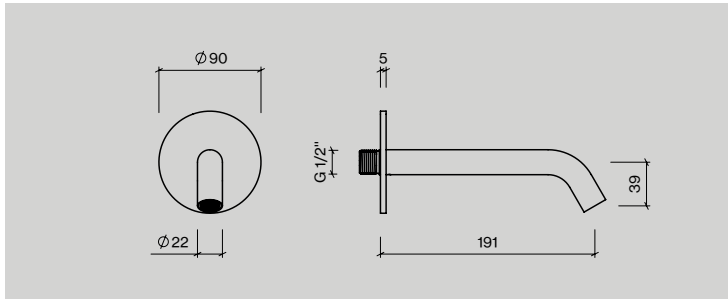


Item no.:
QA3190M
QA3190P

Description:
Ø90mm rose, satin stainless steel
Ø90mm rose, polished stainless steel

Unit:
1pcs
1pcs

Spout, 191mm

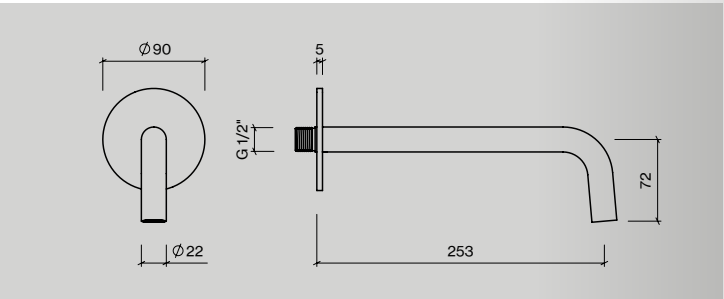


Item no.:
QA3390M
QA3390P

Description:
Ø90mm rose, satin stainless steel
Ø90mm rose, polished stainless steel

Unit:
1pcs
1pcs

Spout, 250mm

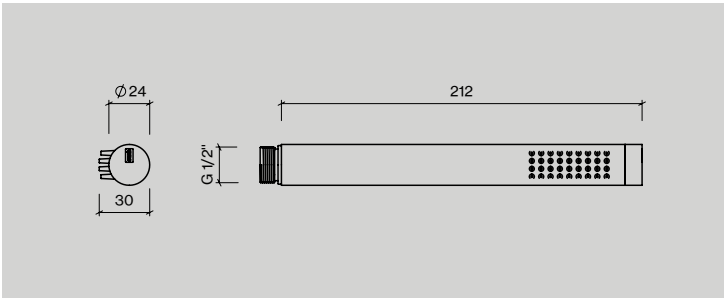


Item no.:
QA3290M
QA3290P

Description:
Ø90mm rose, satin stainless steel
Ø90mm rose, polished stainless steel

Unit:
1pcs
1pcs

Hand shower

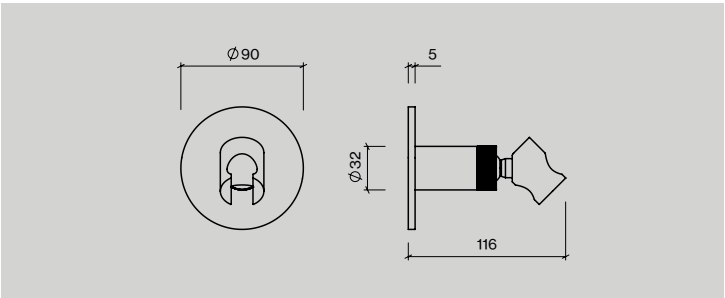


Item no.:
QS5320M
QS5320P

Description:
Ø24mm, satin stainless steel
Ø24mm, polished stainless steel

Unit:
1pcs
1pcs

Hand shower holder

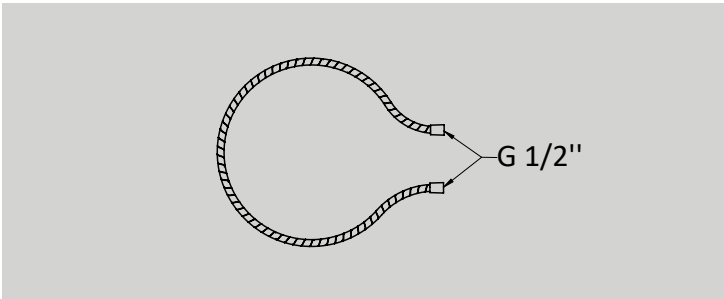



Item no.:
QS5690M
QS5690P

Description::
Ø90mm rose, wall mounted,
satin stainless steel
Ø90mm rose, wall mounted,
polished stainless steel

Unit:
1pcs
1pcs

Shower hose

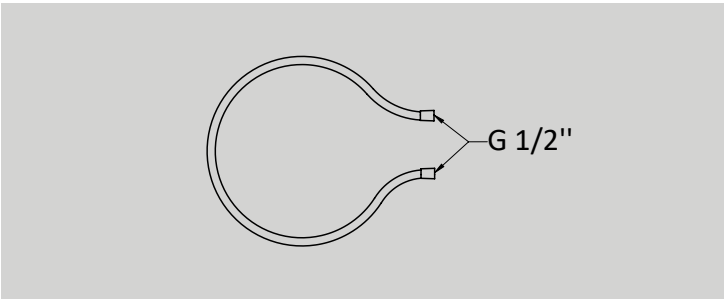


Item no.:
QS5410M
QS5410P

Description:
1750mm, satin finish
1750mm, polished finish

Unit:
1pcs
1pcs

Shower hose w/ silicone cover

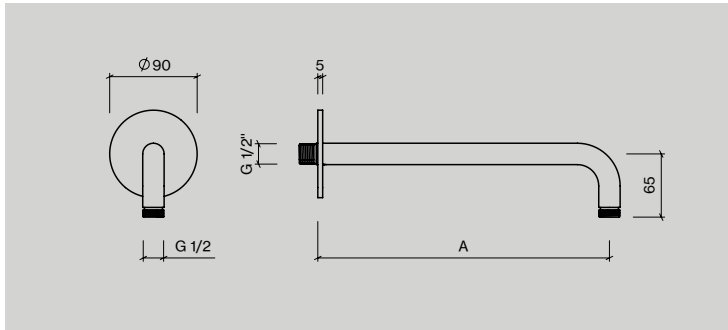


Item no.:
QS5400M
QS5400P

Description:
1750mm, satin finish
1750mm, polished finish

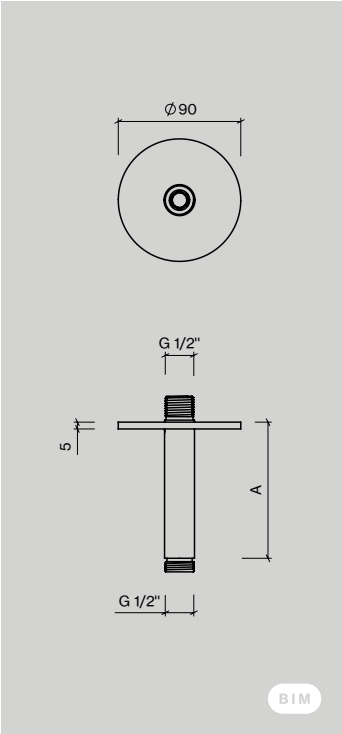
Unit:
1pcs
1pcs

Shower arm f/wall



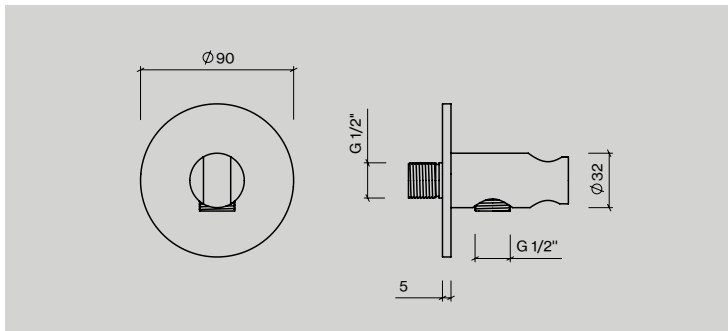
Item no.:	Description:	Unit:
QS5279M	300mm(A), satin stainless steel	1pcs
QS5279P	300mm(A), polished stainless steel	1pcs
QS5289M	400mm(A), satin stainless steel	1pcs
QS5289P	400mm(A), polished stainless steel	1pcs

Shower arm f/ceiling



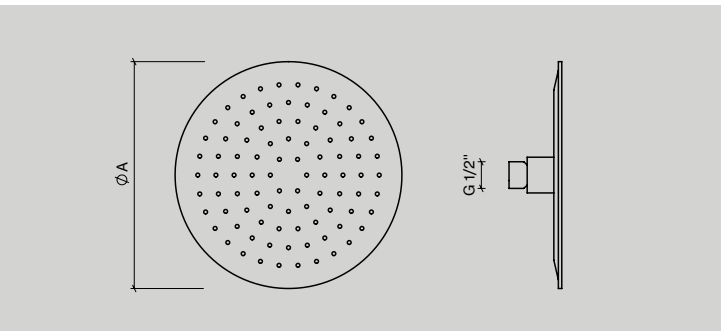
Item no.:	Description:	Unit:
QS5209M	100mm(A), Ø90mm rose, satin stainless steel	1pcs
QS5209P	100mm(A), Ø90mm rose, polished stainless steel	1pcs
QS5219M	200mm(A), Ø90mm rose, satin stainless steel	1pcs
QS5219P	200mm(A), Ø90mm rose, polished stainless steel	1pcs
QS5229M	300mm(A), Ø90mm rose, satin stainless steel	1pcs
QS5229P	300mm(A), Ø90mm rose, polished stainless steel	1pcs
QS5239M	400mm(A), Ø90mm rose, satin stainless steel	1pcs
QS5239P	400mm(A), Ø90mm rose, polished stainless steel	1pcs

Wall outlet f/hand shower



Item no.:	Description:	Unit:
QS5590M	Ø90mm rose, satin stainless steel	1pcs
QS5590P	Ø90mm rose, polished stainless steel	1pcs

Shower head



Item no.:	Description:	Unit:
QS5100M	Ø200mm(A), satin stainless steel	1pcs
QS5100P	Ø200mm(A), polished stainless steel	1pcs
QS5110M	Ø300mm(A), satin stainless steel	1pcs
QS5110P	Ø300mm(A), polished stainless steel	1pcs



Project:



Interior designer
Emil Thorup

Location
Klampenborg,
Denmark

Year
2021

Amenities
Private residence

St. Catherine's
College
Charlottetårnet
Private residence
Grace Farms
Cambridge Central
Mosque
SAS Royal Hotel
Brudey Sneakers
Family

Project:

In an exclusive villa in Klampenborg just outside Copenhagen, this astonishing bathroom has been gently renovated by Danish Interior Designer Emil Thorup.



Private residence

It is Scandinavian minimalism at its best; the natural stone and the light oak leads the mind to the raw materials that exists within the nordic nature. The bathtub set and the built-in tap from the Qtoo collection is in perfect harmony with the alluring, oval bathtub and the egg-shaped washbasin.

Project:



Image left:
QS3200-190SM
Built-in two-way
bathtub set

Image right:
a pair of
QT3100-190SM
Built-in tap,
190mm spout



Knud Holscher collection

P. 69 Sanitary Ware
P. 101 Hardware

“Architects have a mind for unity.
In terms of design, coherence is the
word; the series forms a unity in
concert with the architecture”

– Knud Holscher





Danish architect and industrial designer Knud Holscher has been part of d line from the beginning, conceiving our first coordinated d line of architectural hardware in 1971 as ‘modest design that is designed to last’.

Functionality, simplicity and quality

Holscher graduated from the Royal Danish Academy of Fine Arts School of Architecture in 1957, having studied under Arne Jacobsen. Only three years later, he found himself working for his professor on St. Catherine's College, Oxford, and thumbing through stacks of brochures to piece together its finishing touches.

As a result of this frustrating exercise, Holscher came to design a series of award-winning, minimalist architectural hardware for d line, starting with the iconic U and L levers, whose characteristic bend would influence the entire product range. This also marked the first time AISI 316 stainless steel was used for hardware, and with it Holscher and d line pioneered the category's first truly enduring products.

Having established Knud Holscher Design in Copenhagen in 1995, Holscher has since worked with a team that includes his architect son, Rasmus, and that designs everything from future-proof buildings like Copenhagen's Kastrup Airport, to future-proof hardware for d line.

Holscher has won over awards for his designs, including several iF Design Awards that recognise design excellence and date back as far as 1978 and those first lever handles and doorstops for d line, many of which are exhibited at the Design Museum Denmark in Copenhagen.



Sanitary ware



- P. 72 Bathroom accessories
- P. 78 Dispensers and waste bins
- P. 82 Soap dispensers
- P. 84 Hand dryers
- P. 86 Barrier-free
- P. 90 Sanitary panels

The d line sanitary range combines cleanness in its lines with cleanliness in its function, and unlike our hardware collection of individual yet complimentary items, this series consists of fittings that form a cohesive whole.



Dispensers and bins, bathroom accessories, touchless options and barrier-free solutions make up the range, which sits as comfortably in the interior design of private homes as in high-functioning, high-traffic public buildings.

Wherever they appear, our sanitary products can be flexibly combined yet always provide the same uniform impression. In their technical design, installation and maintenance are key focuses, to meet the need for impeccable hygiene no matter how long they live in a space.

For the panel system, elements are combined within a single frame. Combinations can be placed horizontally side-by-side in their own frame, or vertically according to the wishes of the architect. Installation of the system, pioneered over years of technical design development, takes a maximum of 20 minutes and its one-point locking mechanism allows for cleaning and refilling every module at the turn of a single key.

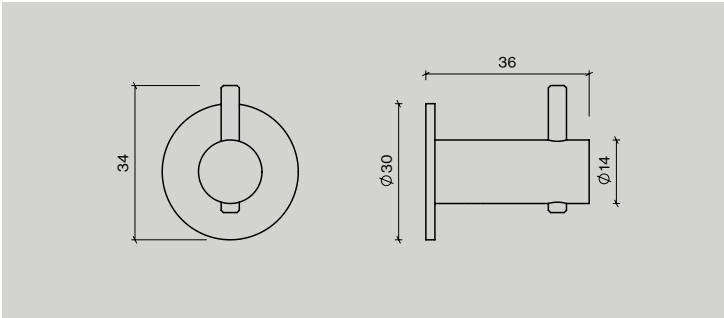
Simple and modular, the d line sanitary range's AISI 316 rust-resistant, non-corrosive, marine quality steel stands up to the high humidity levels of the bathroom, while its subtle curved edges and functional circular hole details are a nod to the bend in our first ever products, the L and U lever handles.

Bathroom accessories

Like so many of our pieces, the bathroom accessories are characterised both by straight angles and round detailing. Each piece robustly stands up to humidity, cleaning products and years of use.

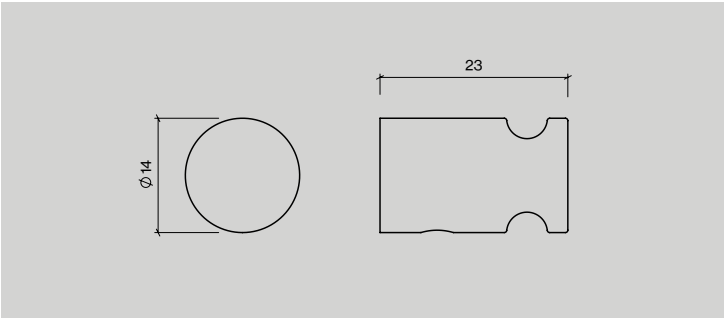
That sense of timelessness sums up our products and how their design is enduring. Because they're minimal and clean-lined enough to fit anywhere – whether a palace privy or a modern-day personal sanctuary.

Coat hook w/pin Ø14



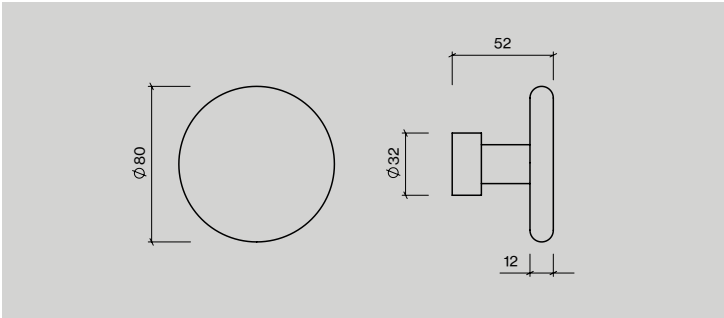
Item no.: 14560502002 Description: Ø14×36 mm , w/bush Unit: 1pcs

Coat hook Ø14



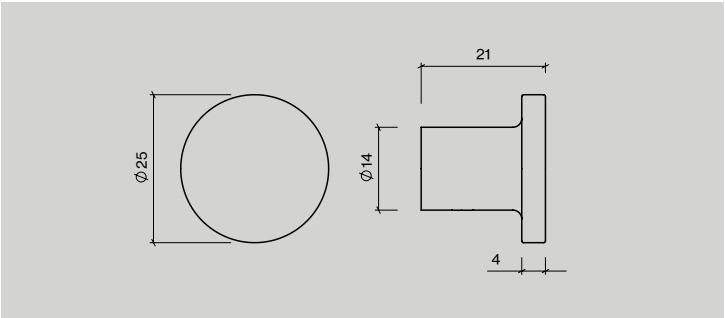

Item no.: 14561002003 Description: Ø14×23 mm, w/bush Unit: 1pcs

Single wall hook



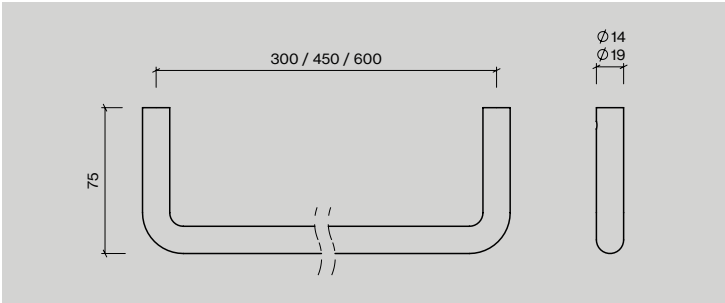

Item no.: 14562502000 Description: Ø80×52 mm Unit: 1pcs

Coat hook Ø25



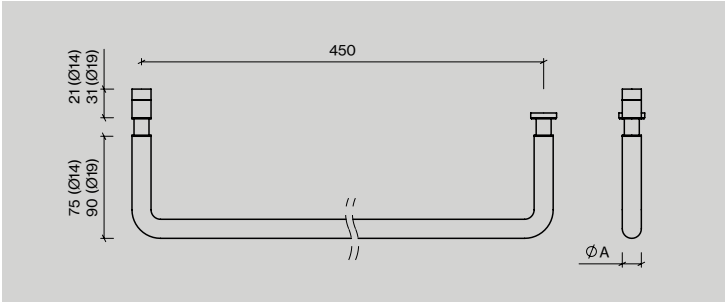
Item no.: 14560002000 Description: Ø25×21 mm, w/bush Unit: 1pcs

Towel rail



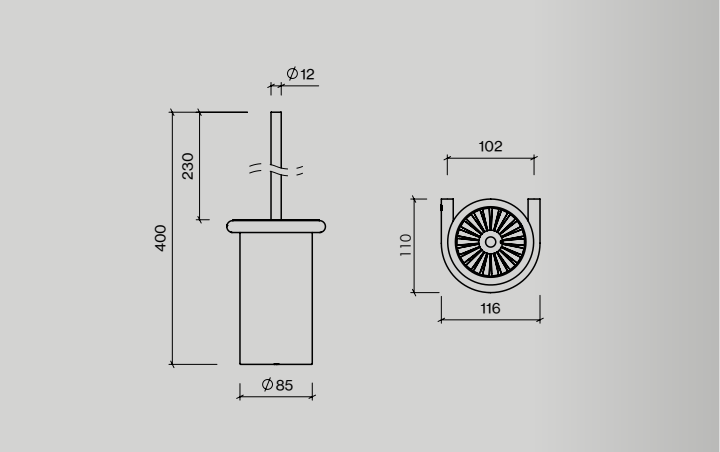
Item no.:	Description:	Unit:
14705002305	Ø14 mm, cc 300 mm	1pcs
14705002453	Ø14 mm, cc 450 mm	1pcs
14705002658	Ø14 mm, cc 600 mm	1pcs
14705202304	Ø19 mm, cc 300 mm	1pcs
14705202452	Ø19 mm, cc 450 mm	1pcs
14705202657	Ø19 mm, cc 600 mm	1pcs
14425002008	Utensile hook f/Ø19mm towel rail, Ø6×60 mm	1pcs

Shower door set



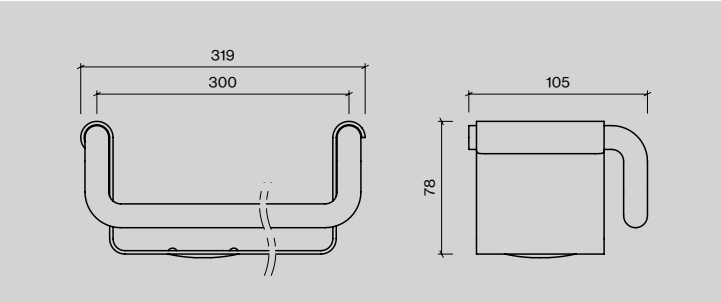
Item no.:	Description:	Unit:
14705002450	Shower door pull Ø14×450 mm, w/door stop	1set
14705202450	Shower door pull Ø19×450 mm, w/door stop	1set

Toilet brush holder



Item no.:	Description:	Unit:
14706102100	Complete set, w/grey brush	1pcs
14706102102	Theft proof, complete set, w/grey brush	1pcs
14706125134	Spare part: Grey brush incl. insert	1pcs
14706102020	Spare part: Toilet brush handle, satin stainless steel	1pcs

Shampoo shelf

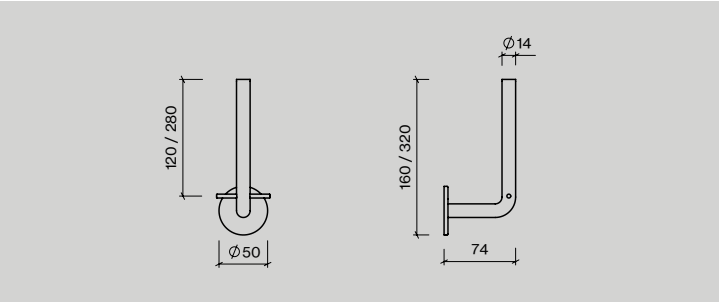


Item no.:	Description:	Unit:
14703102302	Ø14 mm, 319×78×75 mm, w/stainless steel shelf, theft proof	1pcs
14702902305	Ø14 mm, 319×78×75 mm, w/white shelf	1pcs
14703002308	Ø14 mm, 319×78×75 mm, w/black shelf	1pcs

Toilet roll holder

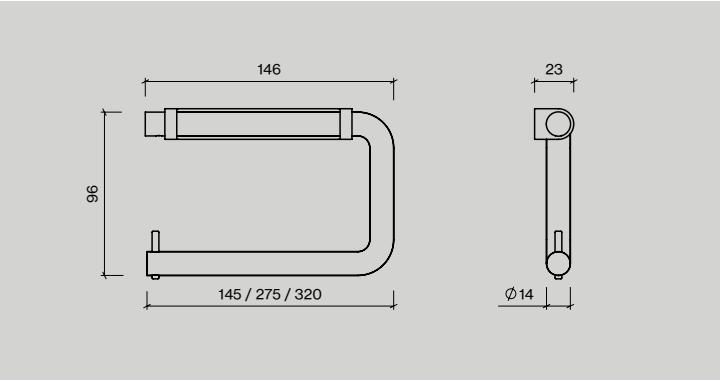


Spare toilet roll holder

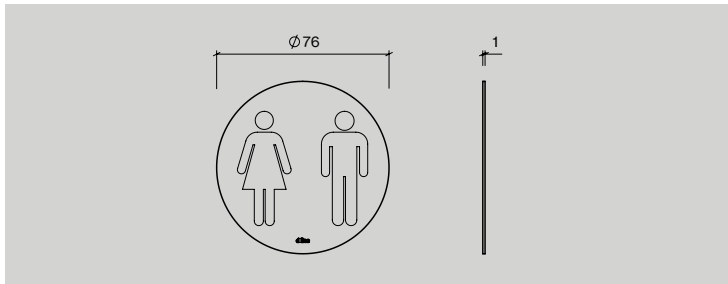


Item no.:	Description:	Unit:
14706202016	Ø14 mm, 72×160 mm, w/ snap on cover	1pcs
14706202010	Ø14mm, 72×320 mm, w/ snap on cover	1pcs

Item no.:	Description:	Unit:
14705602242	Ø14 mm, 145×96 mm, w/stainless steel glass blasted bracket	1pcs
14705602243	Ø14 mm, 145×96 mm, w/satin stainless steel bracket	1pcs
14705502140	Ø14 mm, 145×96 mm, w/white bracket	1pcs
14705602141	Ø14 mm, 145×96 mm, w/black bracket	1pcs
14705602250	Cover plate f/145×96 mm toilet roll holder, satin stainless steel	1pcs
14705702270	Ø14 mm, 275×96 mm, w/white bracket	1pcs
14705702320	Ø14 mm, 320×96 mm, w/white bracket	1pcs
14705802271	Ø14 mm, 275×96 mm, w/black bracket	1pcs
14705802328	Ø14 mm, 320×96 mm, w/black bracket	1pcs
14705902272	Ø14 mm, 275×96 mm, w/stainless steel glass blasted bracket	1pcs
14705902325	Ø14 mm, 320×96 mm, w/stainless steel glass blasted bracket	1pcs
14705902273	Ø14 mm, 275×96 mm, w/satin stainless steel bracket	1pcs
14705902323	Ø14 mm, 320×96 mm, w/satin stainless steel bracket	1pcs

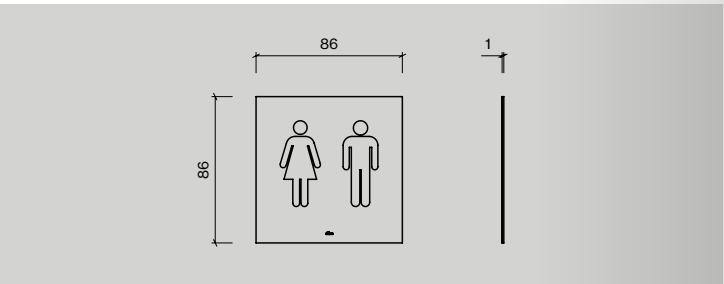


Round pictogram



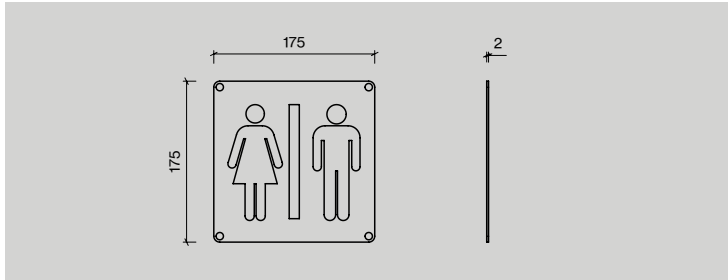
Item no.:	Description:	Unit:
14379702358	Unisex, stainless steel, Ø76 mm	1pcs
14379702354	Female, stainless steel, Ø76 mm	1pcs
14379702350	Male, stainless steel, Ø76 mm	1pcs
14379702370	Disabled, stainless steel, Ø76 mm	1pcs

Square pictogram 86×86 mm



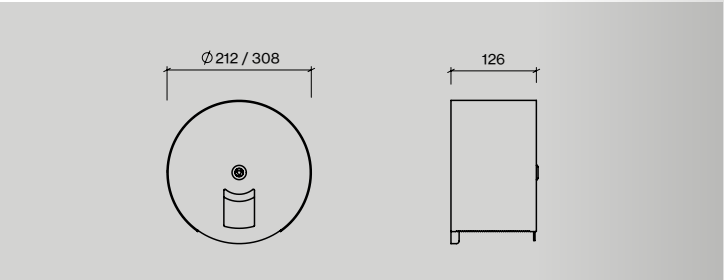
Item no.:	Description:	Unit:
14379702359	Unisex, stainless steel, 86×86 mm	1pcs
14379702355	Female, stainless steel, 86×86 mm	1pcs
14379702351	Male, stainless steel, 86×86 mm	1pcs
14379702371	Disabled, stainless steel, 86×86 mm	1pcs

Square pictogram 175×175 mm



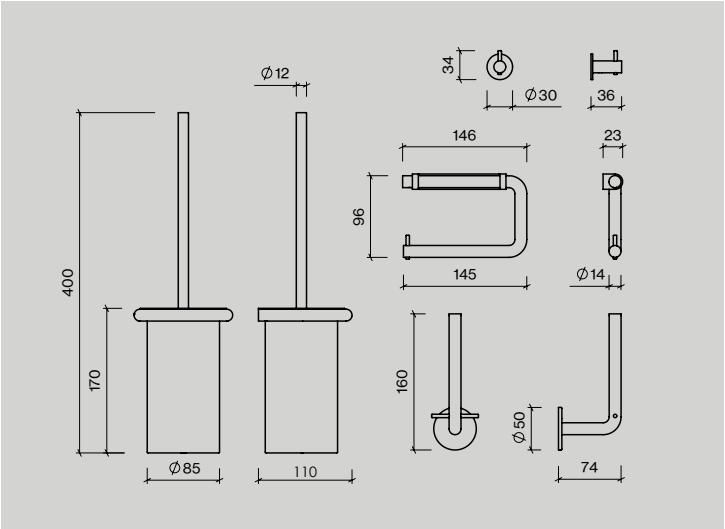
Item no.:	Description:	Unit:
14377702035	Unisex, stainless steel, 175×175 mm	1pcs
14377702019	Female, stainless steel, 175×175 mm	1pcs
14377702027	Male, stainless steel, 175×175 mm	1pcs
14377702043	Disabled, stainless steel, 175×175 mm	1pcs

Maxi toilet roll holder



Item no.:	Description:	Unit:
14708602001	Ø212×126 mm, stainless steel front	1pcs
14708702002	Ø212×126 mm, frosted acrylic front	1pcs
14708602200	Ø308×126 mm, stainless steel front	1pcs
14708702201	Ø308×126 mm, frosted acrylic front	1pcs

Bathroom set



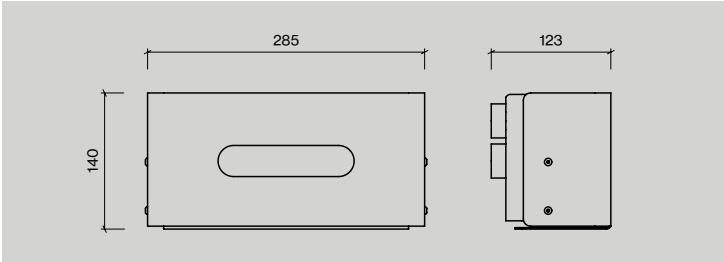
Item no.:	Description:	Unit:
14706002007	d line bathroom box set, 145605-7056-7061-7062	1set

Dispensers and waste bins

Every piece of our modular dispensers and waste bins features curved edges and hole details a nod to the original bend in the L lever handle that d line is renowned for.

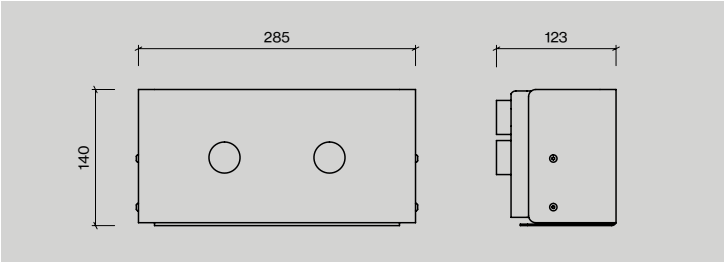
But because our design is not about decorative details, the hole of course has a practical purpose: it's an indicator of when supplies of whatever the piece is holding are running low.

Tissue dispenser



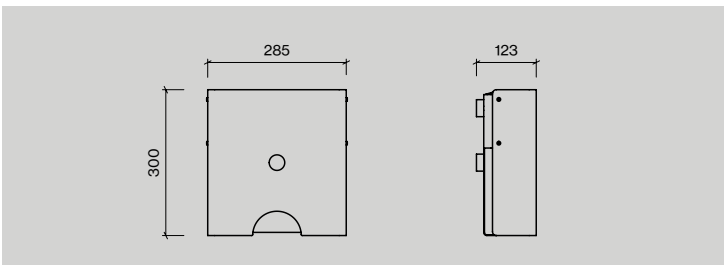
Item no.: 14709102000 14709100000	Description: Wall mounted, 285×140×123 mm Spare part: paper f/tissue dispenser	Unit: 1pcs 1 box of 40pcs w/100 tissues each
--	---	---

Sanitary bag dispenser



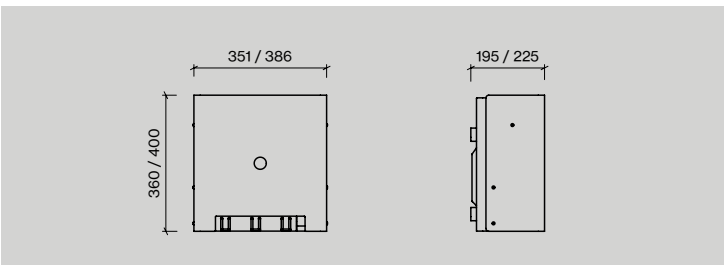
Item no.: 14709502000 14709500000	Description: Wall mounted, 285×140×123 mm Spare part: hygiene plastic bags f/ sanitary bag dispenser	Unit: 1pcs 25 boxes of 50 bags
--	---	---

Paper towel dispenser



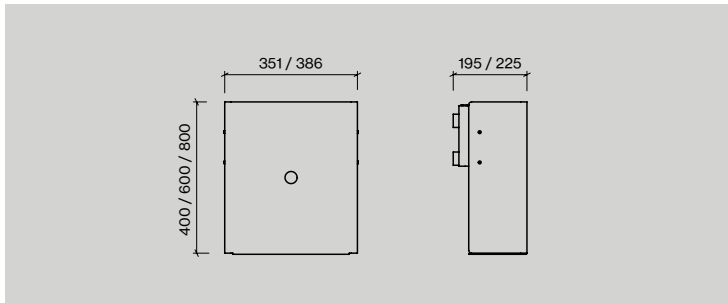

Item no.: 14708002005 14708002004 14708000000	Description: Wall mounted, w/ lid, 285×300×123 mm Wall mounted, w/o lid, 285×300×123 mm Spare part: paper f/paper towel dispenser, 2 layers interfolded	Unit: 1pcs 1pcs 1pcs
---	---	--------------------------------------

Touchless paper dispenser



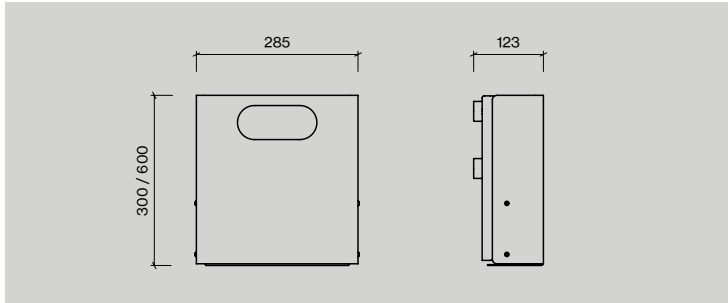
Item no.: 14708102000 14708102200 14708100002 14708100001	Description: Wall mounted, Small, f/ paper Ø140 mm Wall mounted, Large, f/ paper Ø200 mm Spare part: paper f/ touchless paper dispenser, Small, Ø140 mm Spare part: paper f/ touchless paper dispenser, Large, Ø200 mm	Unit: 1pcs 1pcs 10pcs 6pcs
--	---	---

Waste bin f/ touchless paper dispenser



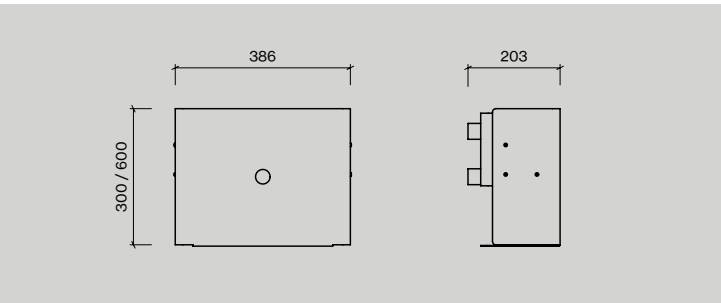
Item no.:	Description:	Unit:
14709702010	Wall mounted, w/lid, 351×400×195 mm, 20 ltr.	1pcs
14709702110	Wall mounted, w/lid, 386×600×225 mm, 45 ltr.	1pcs
14709702210	Wall mounted, w/lid, 386×800×225 mm, 60 ltr.	1pcs

Waste bin, Small



Item no.:	Description:	Unit:
14709702000	Wall mounted, w/oblong hole, 285×300×123 mm, 15 ltr.	1pcs
14709702100	Wall mounted, w/round hole, 285×300×123 mm, 15 ltr.	1pcs
14709702200	Wall mounted, w/oblong hole, 285×600×123 mm, 30 ltr.	1pcs
14709702201	Wall mounted, w/round hole, 285×600×123 mm, 30 ltr.	1pcs

Waste bin, Large



Item no.:	Description:	Unit:
14708502201	Wall mounted, w/o lid, 386×300×203 mm, 17 ltr.	1pcs
14708502301	Wall mounted, w/o lid, 386×600×203 mm, 40 ltr.	1pcs
14708502308	Wall mounted, w/ lid, 386×600×203 mm, 40 ltr.	1pcs




Soap dispensers

Our line of sanitary ware by Knud Holscher is a cohesive group of products in AISI 316 stainless steel, to mix, match and assign various jobs to.

The soap dispensers, traditionally used by bathroom sinks, can also be lined up and wall-mounted in the shower for shampoo, conditioner and shower gel, for a clean, bottle-free bathroom aesthetic.

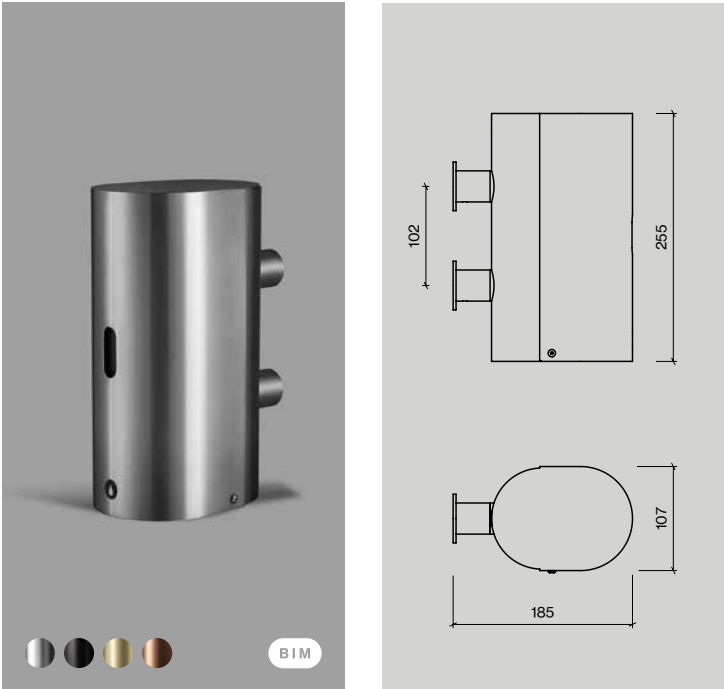
Our new Touchless soap dispensers by Knud Holscher merges technology with heritage. Realised in AISI 316 stainless steel, these are already-loved pieces from our sanitary ware line, that have been given new functionality and an amplified hygiene factor by being fitted with motion-activated technology. The result? A clean look with cleaner functionality.

Soap dispenser Ø85



Item no.:	Description:	Unit:
14704502011	Wall mounted, 350ml, w/ indicator, f/soap	1pcs
14704502012	Wall mounted, 350ml, w/o indicator, f/soap	1pcs
14704502013	Wall mounted, 350ml, w/ indicator, f/foam	1pcs
14704502014	Wall mounted, 350ml, w/o indicator, f/foam	1pcs
14704526001	Spare part: soap container f/ Ø85 mm, f/ soap & disinfectant	1pcs
14704526003	Spare part: soap container f/ Ø85 mm, f/ foam	1pcs

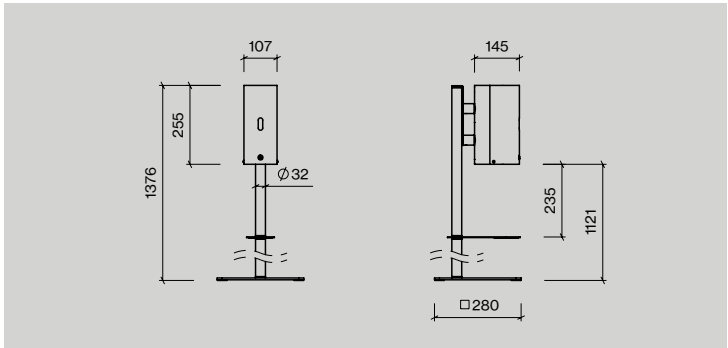
Touchless soap dispenser



Item no.:	Description:	Unit:
14704602000	Wall mounted, f/soap	1pcs
14704602010	Wall mounted, f/disinfection	1pcs
14704602020	Wall mounted, f/lotion	1pcs
14704602030	Wall mounted, f/foam	1pcs

Features:
800ml refillable container.
Battery or mains powered.
AC/DC adapter details:
Input: 100-240V, 50/60Hz, 0.5A
Output: 6V, 1.0A

Free-standing touchless dispenser f/disinfection



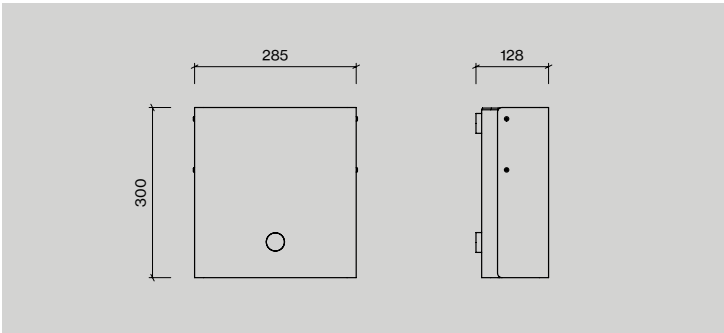
Item no.:	Description:	Unit:
14704602040	Free-standing, 800ml, f/ disinfection	1pcs

Features:
800ml refillable container.
Battery or mains powered.
AC/DC adapter details:
Input: 100-240V, 50/60Hz, 0.5A
Output: 6V, 1.0A

Hand dryers

Our series of cohesive, modular architectural hand dryers designed by Knud Holscher continues the d line curved iconography, with rounded edges and functional hole detailing, yet they also embrace the latest innovations in motion-sensor technology.

Hand dryer w/ round details

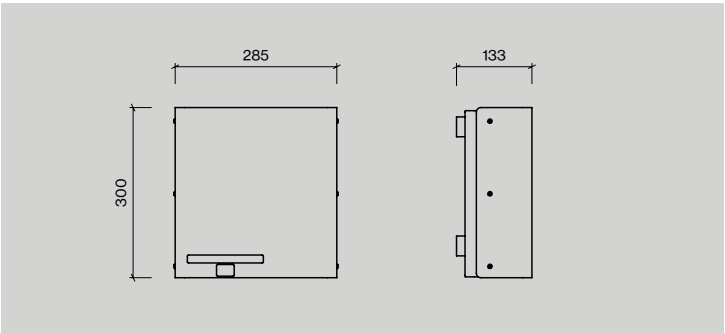


Item no.:
14708202000
14708202001

Description:
Wall mounted, voltage 220, CE/D Mark
Wall mounted, voltage 110, ETL Mark

Unit:
1pcs
1pcs

Hand dryer w/ square details



Item no.:
14708202010

Description:
Wall mounted,
voltage 100-240

Unit:
1pcs

Features::
Certified according to:
EN 60335-1:2012,
EN 60335-2-23:2003.

Barrier-free

d line’s move into barrier-free is about enabling people, and as with many of the products we design, our leap into this important new area started with a need.

The range serves both the disabled community and helps the elderly remain in their homes in a way that is discreet and understated. Like our other categories, our barrier-free products fuse aesthetics and functionality.

Extensive user testing has shown a great need for products in this category that look good, so we have created them with features such as user-friendly operation; different colour options for easy detection by the visually impaired; and warmth to their touch to avoid causing pain to arthritis sufferers (the foldable seat).

Our solutions within barrier-free further extends into hardware and taps and shower fixtures. Combine our pieces from the Knud Holscher and Qtoo collections of barrier-free items to create safe spaces for the less abled.

Foldable grab bar

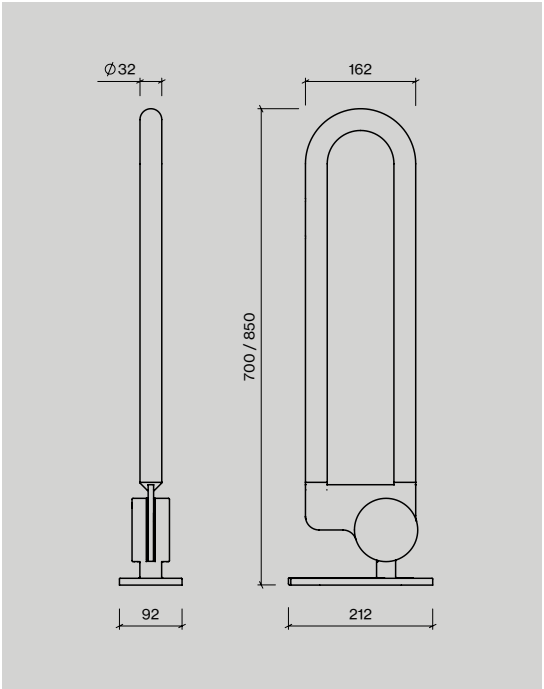


Item no.:
14750202703
14750202853
14755602006
14755602007

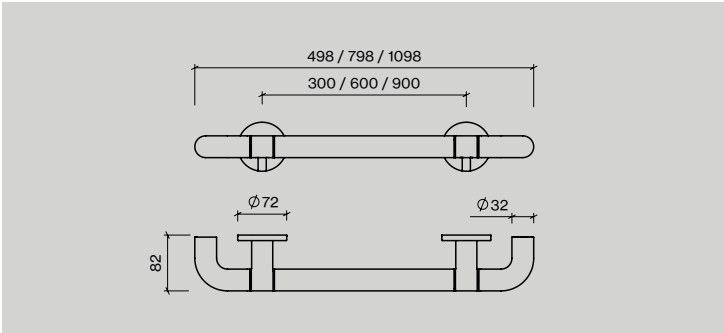

Description:
700 mm
850 mm
Spare part: toilet roll holder, w/ pin, f/grab bar
Spare part: toilet roll holder, w/o pin, f/grab bar

Unit:
1pcs
1pcs
1pcs
1pcs

Features:
Tested according to: BS EN 12182: 2012.



Grab rail set, bent end

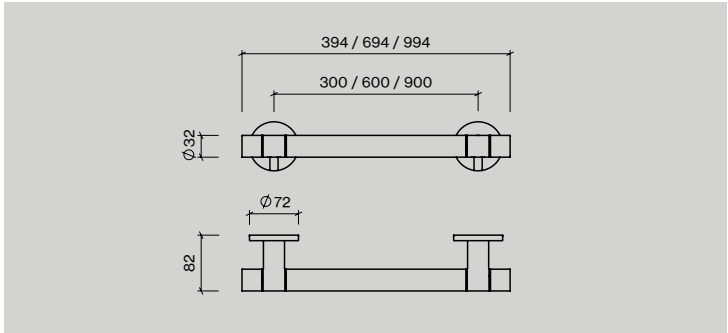



Item no.:
14751002302
14751002602
14751002902

Description:
CC 300 mm
CC 600 mm
CC 900 mm

Unit:
1set
1set
1set

Grab rail set, straight end

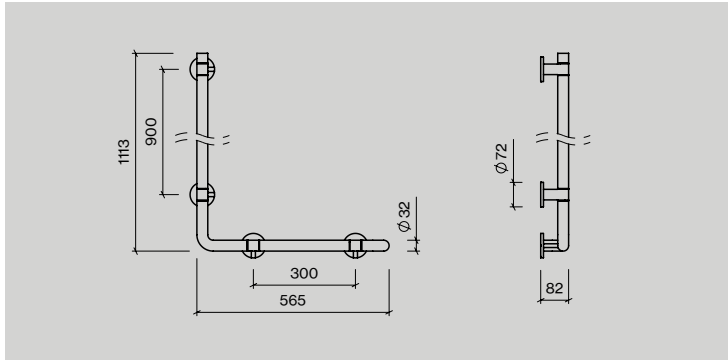


Item no.:
14751002301
14751002601
14751002901

Description:
CC 300 mm
CC 600 mm
CC 900 mm

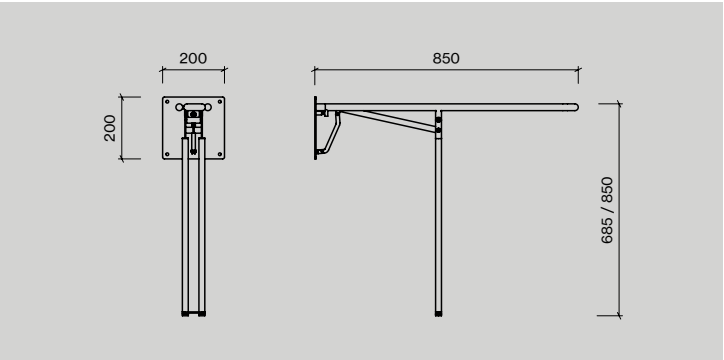
Unit:
1set
1set
1set

Grab rail system



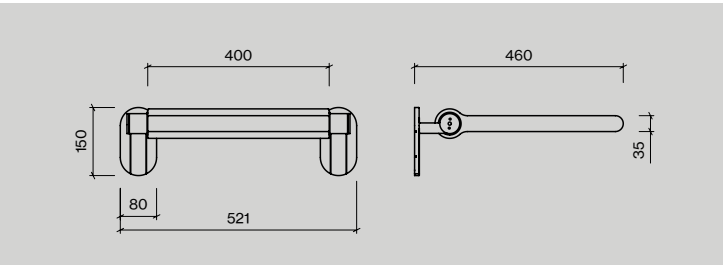

Item no.: 14751202902
Description: CC 900×300 mm
Unit: 1set

Grab bar w/ leg support



Item no.: 14750002680
14750002850
14750102001
14750302850
Description: w/hinged cantilever, 685 mm, BS
w/hinged cantilever, 850 mm, DIN
Spare part: toilet roll holder, f/147500 grab rail
Spare part: padding profile, f/147500 grab rail
Unit: 1pcs
1pcs
1pcs
1pcs

Foldable seat



Item no.: 14750102403
Description: PU foam,
H:150 mm,
W: 521 mm,
D:460 mm
Unit: 1pcs
Features: The PU-foam used for the foldable seat is REACH-conform.
Tested according to: BS EN 12812:2012, §16.2 and §16.3. Max. load: 150 kg.



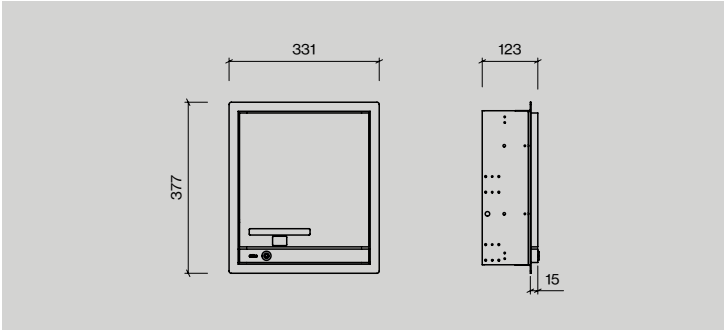

Sanitary panels

For the panel system, elements are combined within a single frame. Choose between 11 standard combinations, that offer a variety of solutions required to maintain a fully functioning, high traffic washroom. It's why everything is created in AISI 316 rust-resistant, non-corrosive, marine quality steel, which stands up to the high humidity levels of the bathroom – and its daily maintenance.

Installation of the system, pioneered over years of technical design development, takes a maximum of 20 minutes and its onepoint locking mechanism allows for cleaning and refilling every module at the turn of a single key.

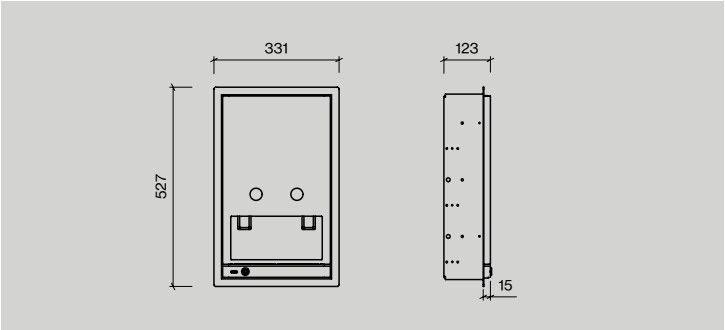
Now there are even more variations to the system's design, as each panel is available in our PVD and powder coated finishes.

Recessed hand dryer, sanitary panel E



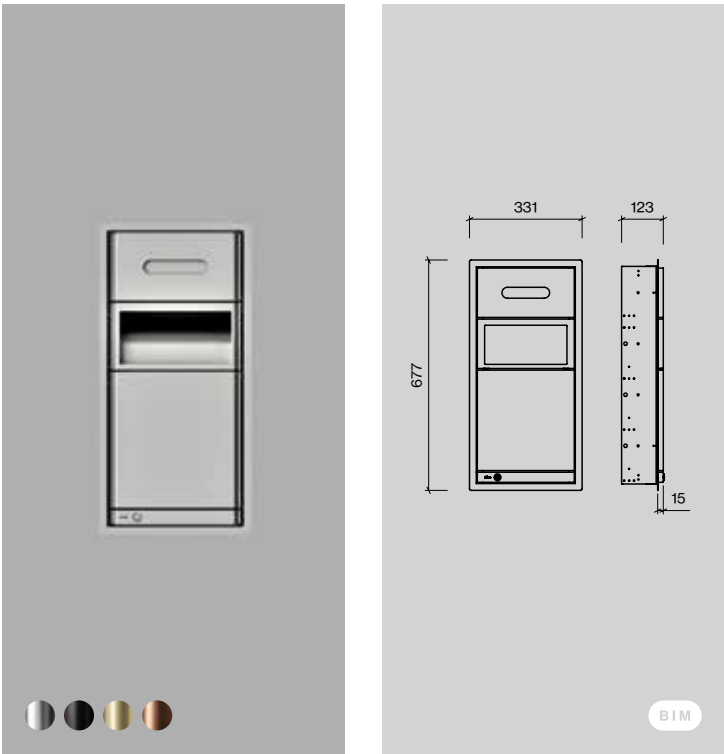
Item no.:	Description:	Unit:
14710002036	Hand dryer	1pcs

Recessed paper dispenser, sanitary panel H



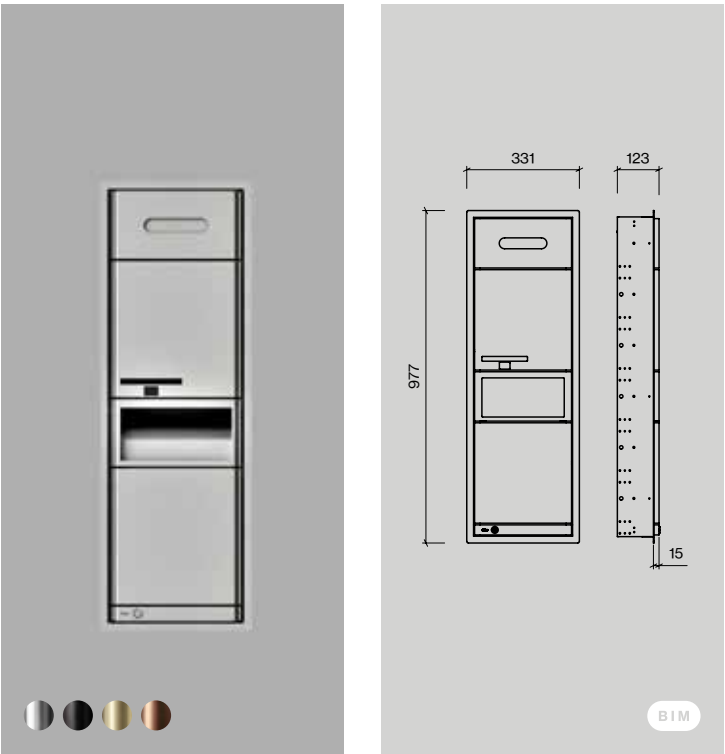
Item no.:	Description:	Unit:
14710003002	Paper dispenser	1pcs
14708000000	Spare part: paper f/paper towel dispenser, 2 layers interfolded	1pcs

Sanitary panel MK



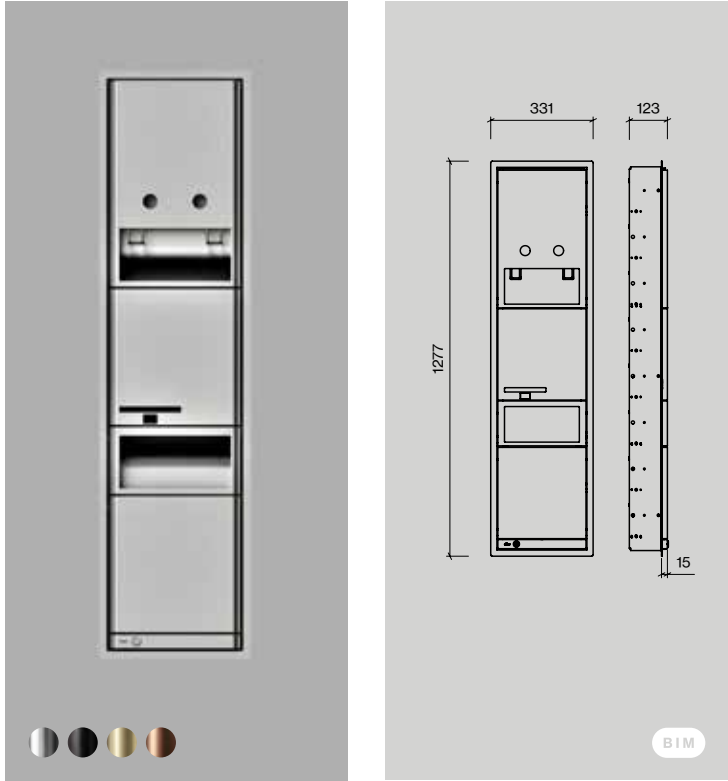
Item no.:	Description:	Unit:
14710004038	Tissue dispenser & mini waste bin 8 ltr.	1pcs
14709700000	Spare part: plastic bags f/mini waste bin, 20ltr	1 box = 150 rolls
14709100000	Spare part: paper f/tissue dispenser	1 box of 40pcs w/100 tissues each

Sanitary panel MEK



Item no.:	Description:	Unit:
14710006100	Tissue dispenser & mini waste bin 8 ltr.	1pcs
14709700000	Spare part: plastic bags f/mini waste bin, 20ltr	1 box = 150 rolls
14709100000	Spare part: paper f/tissue dispenser	1 box of 40pcs w/100 tissues each

Sanitary panel HEK

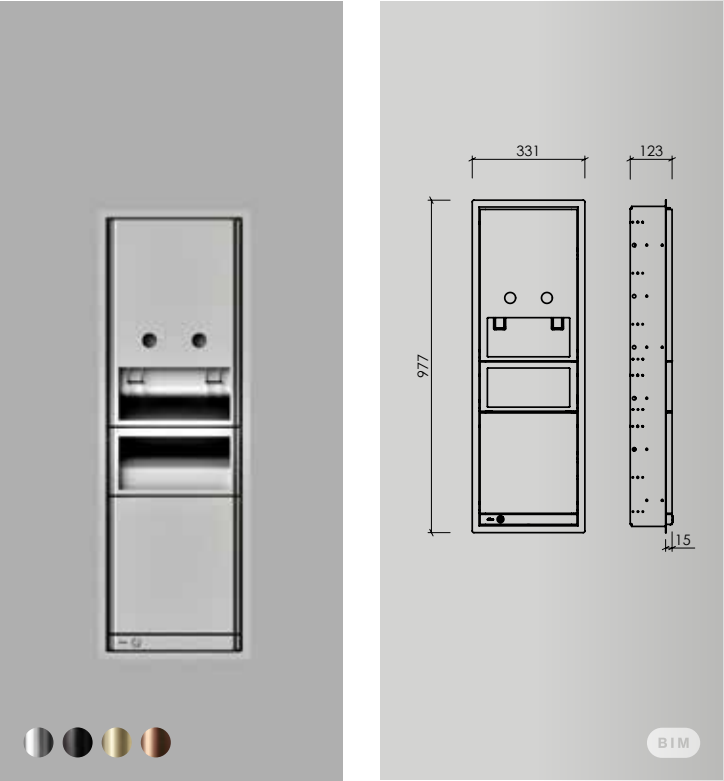


Item no.:
14710008109
14708000000
14709700000

Description:
Paper dispenser, hand dryer & mini waste bin 8 ltr.
Spare part: paper f/paper towel dispenser, 2 layers interfolded
Spare part: plastic bags f/mini waste bin, 20ltr
= 150 rolls

Unit:
1pcs
1pcs
1 box

Sanitary panel HK

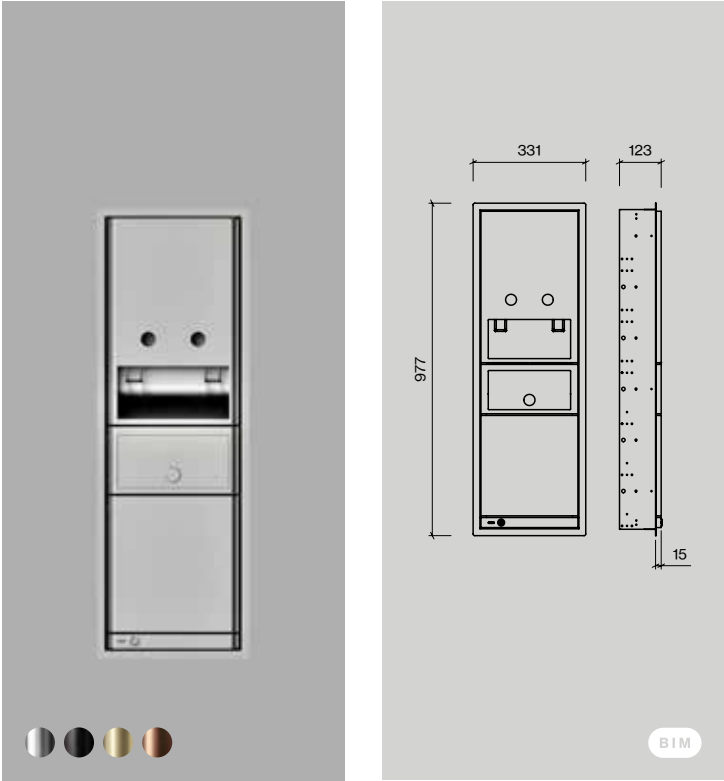


Item no.:
14710006001
14708000000
14709700000

Description:
Paper dispenser & mini waste bin 8 ltr.
Spare part: paper f/paper towel dispenser, 2 layers interfolded
Spare part: plastic bags f/mini waste bin, 20ltr
= 150 rolls

Unit:
1pcs
1pcs
1 box

Sanitary panel HU

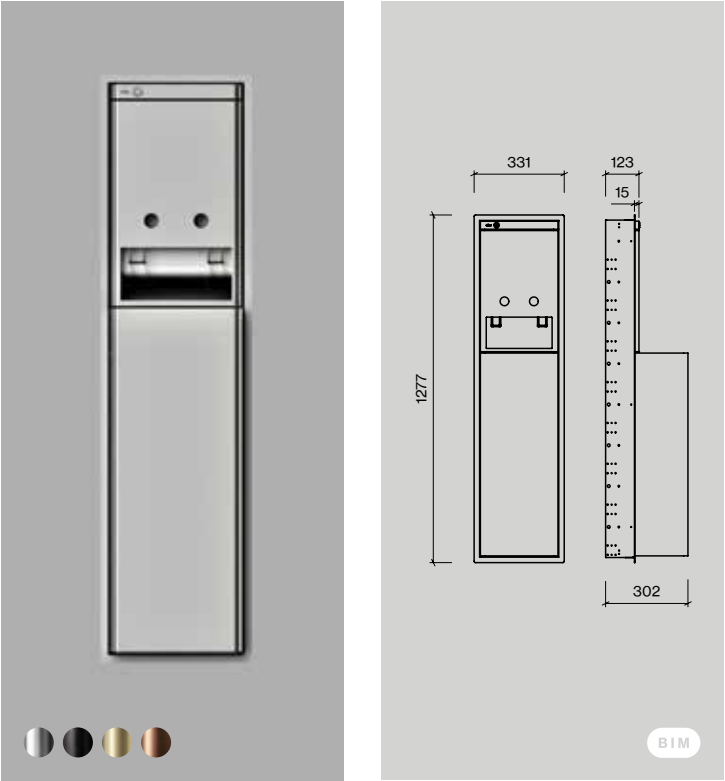


Item no.:
14710006051
14708000000
14709700000

Description:
Paper dispenser & mini waste bin w/ lid 8 ltr.
Spare part: paper f/paper towel dispenser, 2 layers interfolded
Spare part: plastic bags f/mini waste bin, 20ltr
= 150 rolls

Unit:
1pcs
1pcs
1 box

Sanitary panel HZ

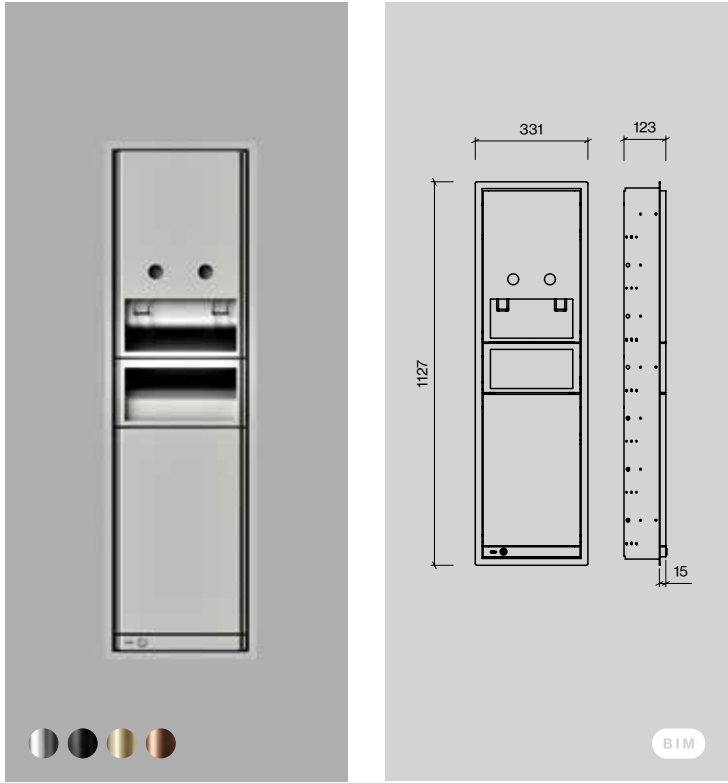


Item no.:
14710008103
14708000000
14709700002

Description:
Paper dispenser & projecting maxi waste bin 50 ltr.
Spare part: paper f/paper towel dispenser, 2 layers interfolded
Spare part: plastic bags f/projecting maxi waste bin, 80ltr
= 100 rolls

Unit:
1pcs
1pcs
10pcs

Sanitary panel HL

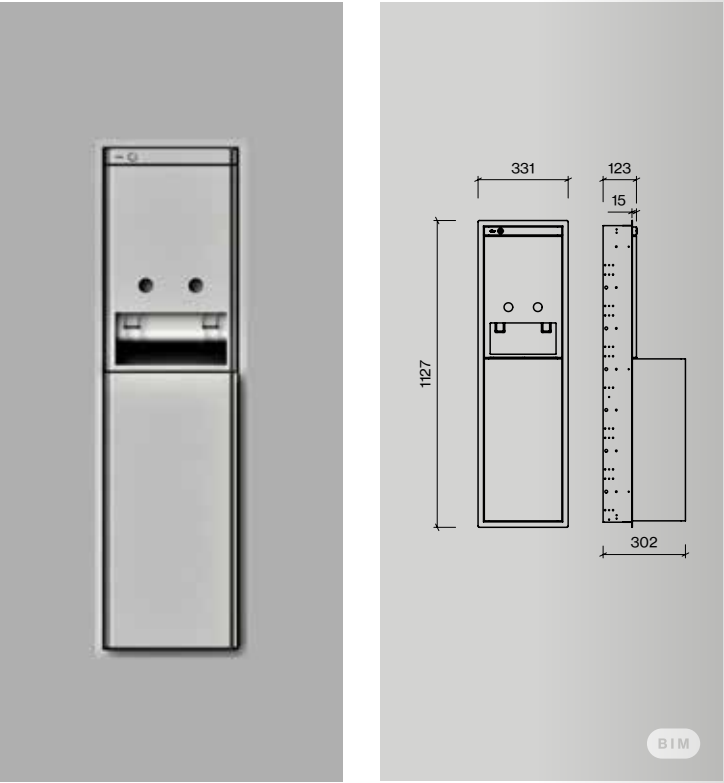


Item no.:
14710007010
14708000000
14709700001

Description:
Paper dispenser & maxi waste bin 12 ltr.
Spare part: paper f/paper towel dispenser, 2 layers interfolded
Spare part: plastic bags f/maxi waste bin, 30ltr
= 100 rolls

Unit:
1pcs
1pcs
1 box

Sanitary panel HW

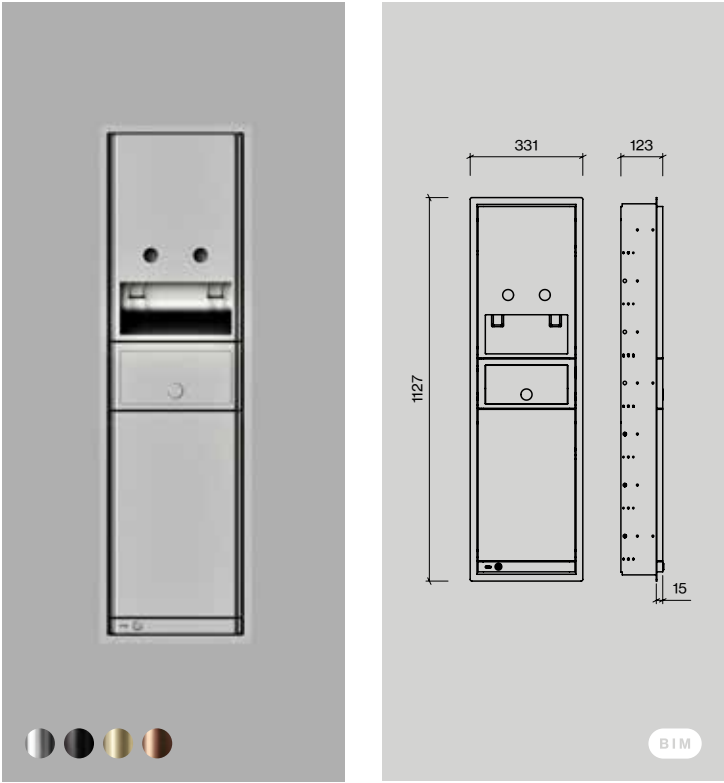


Item no.:
14710007106
14708000000
14709700002

Description:
Paper dispenser & projecting maxi waste bin 40 ltr.
Spare part: paper f/paper towel dispenser, 2 layers interfolded
Spare part: plastic bags f/projecting maxi waste bin, 80ltr
= 100 rolls

Unit:
1pcs
1pcs
10pcs

Sanitary panel HY



Item no.:
14710007073
14708000000
14709700001

Description:
Paper dispenser & maxi waste bin w/lid 12 ltr.
Spare part: paper f/paper towel dispenser, 2 layers interfolded
Spare part: plastic bags f/maxi waste bin, 30ltr
= 100 rolls

Unit:
1pcs
1pcs
1 box

Project:



Architect
SANAA Architects

Location
Connecticut,
USA

Year
2016

Amenities
Community garden
Fireplaces
Tree in the pavilion
Barbeque courtyard
Arts studio
Performance space
Seminar hall
Game room
Gymnasium

St. Catherine's
College
Charlottetårnet
Private residence
Grace Farms
Cambridge Central
Mosque
SAS Royal Hotel
Brudey Sneakers
Family

Project:

Inspired by and integrated within the natural landscape around it, the River Building at Grace Farms, which was designed by SANAA, gently slopes, bends and ‘pools’ with its surroundings.



Grace Farms

For a place in which people gather to experience nature, encounter the arts, pursue justice, foster community and explore faith, the use of glass, steel, concrete and wood is particularly fitting. It allows the River Building, whose stainless steel roof turns almost blue when sunlight hits it, to represent an even deeper connection with nature.

In the building's bathrooms, d line sanitary ware was used for its simple lines and the natural rawness of its material.

Project:



Within the calm and sanctual bathrooms of Grace Farms, our Knud Holscher soap dispenser makes an aesthetically pleasing and functional backdrop. Beautiful in its simplicity, this piece's finish endures humid conditions and daily maintenance.

Hardware



P. 104 Lever handles and accessories
P. 118 Roses and escutcheons
P. 128 Thumb tuns and toilet indicators
P. 136 Pull handles and accessories
P. 148 Knob handles
P. 152 Back plates

P. 156 Locks & hinges
P. 182 Door closers
P. 164 Panic exit devices
P. 166 Door stops
P. 172 Window handles and accessories
P. 178 Tools and fixing accessories



d line hardware is all about balance: the balance between form and function; between the senses of sight, hearing and touch; between that which you see and that which you don't; between design that looks good and design that works well; between changing tastes and advances in engineering; and between that which is bent and that which is straight.



In this category we aim to provide total solutions. For doors, for example, we do everything from lever handles, pulls, closers, stops and knobs, to roses, back plates, accessories and panic exit devices. Hardware is so named because its products are designed for constant use. Pushed, pulled, turned and bumped over and over again every day – whether in private homes or commercial buildings, government offices and cultural centres – they are required to bear the weight of a heavy coat, to open a window and lock it again, or to prevent a door pulled open from hitting the wall behind it.

This is why we've realised these tough, hardworking details in tough, hardworking

materials. It's why the technical, hidden aspects of each of our designs are as important to us as the look of their smooth, brushed exteriors. Like our unique ball bearings that will stand the test of time. And it's why the design of each – whether a future-facing smart product designed today, or a classic one conceived 40 years ago – is simple. This is how we know they'll always be relevant and beautiful – and, because they're strong, that they will always function well, too.

Lever handles and accessories

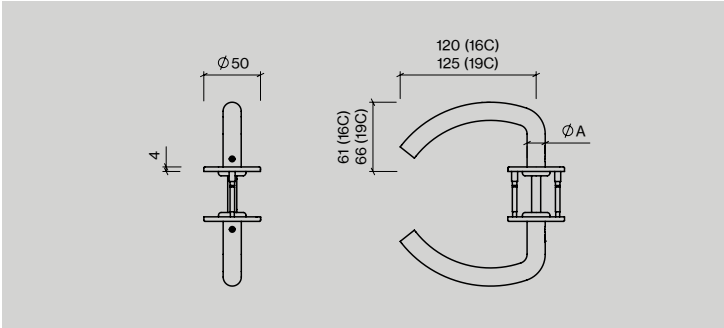
In 1971, the first products were launched as d line and included two lever handles – the Ø14mm U and L – whose perfect harmony came from sharply bent sections that maintained the radius of their cross sections. Since then, we’ve continued to create lever handles that last a lifetime. In their technical design, our levers are designed for constant use, swift and easy installation as well as low maintenance. They are certified and conform to the highest quality- and fire standards, and come with a 20-year guarantee.

From the sourcing of non-corrosive high quality AISI316 stainless steel to the unique d line ball bearing system of 21 balls that roll against each other behind our lever roses, our lever handles will stand the test of time.

In this section the lever handles presented are predominantly for doors with 33-59mm thickness. Choose a spindle size up or down, for doors with a different thickness than the above mentioned (see page 115 for spindles). Match our lever handles without (w/o) roses with back plates on page 152.

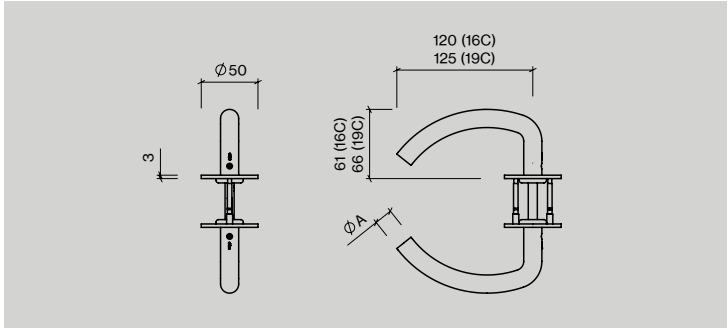
The United Kingdom and Southern European countries often require CC38mm screw distances, and are available with both snap on and solid variations.

C lever handle w/ snap on cover



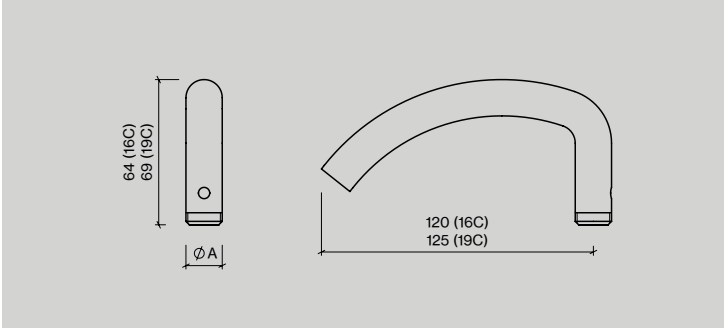
Item no.:	Description:	Unit:
14265602010	16C (A), pair, 7x7mm, CC30/38mm, 33-59mm	1set
14261602010	16C (A), pair, 8x8mm, CC30/38mm, 33-59mm	1set
14235602010	19C (A), pair, 7x7mm, CC30/38mm, 33-59mm	1set
14231602010	19C (A), pair, 8x8mm, CC30/38mm, 33-59mm	1set

C lever handle w/ solid rose



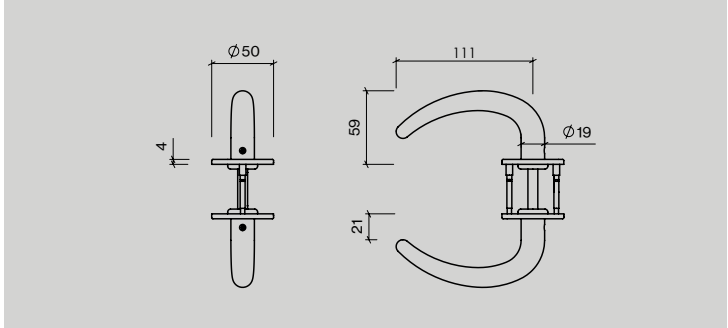
Item no.:	Description:	Unit:
14261102011	16C (A), pair, 8x8mm, CC30mm, 33-59mm	1set
14231102010	19C (A), pair, 8x8mm, CC30mm, 33-59mm	1set

C lever handle w/o rose



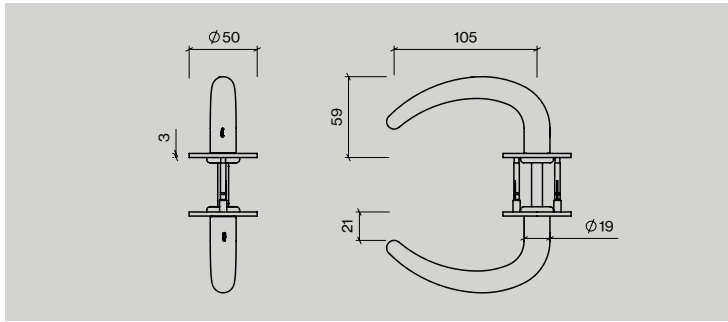
Item no.:	Description:	Unit:
14261002900	16C (A), half, 8x8mm, w/o rose	1pcs
14231002900	19C (A), half, 8x8mm, w/o rose	1pcs

Coupé lever handle w/ snap on cover



Item no.:	Description:	Unit:
14115602010	Pair, 7x7mm, CC30/38mm, 33-59mm	1set
14111602010	Pair, 8x8mm, CC30/38mm, 33-59mm	1set

Coupé lever handle w/ solid rose

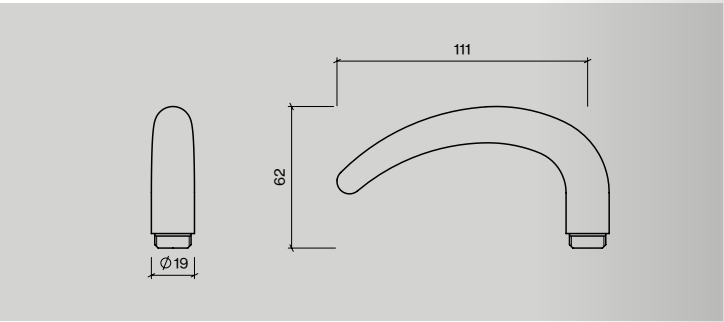


Item no.:
14111102010

Description:
Pair, 8x8mm, CC30mm, 33-59mm

Unit:
1set

Coupé lever handle w/o rose

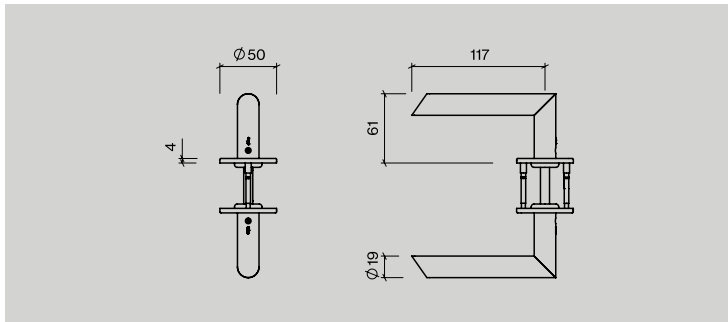


Item no.:
14111002900

Description:
Half, 8x8mm, w/o rose

Unit:
1pcs
1pcs

FF lever handle w/ snap on cover

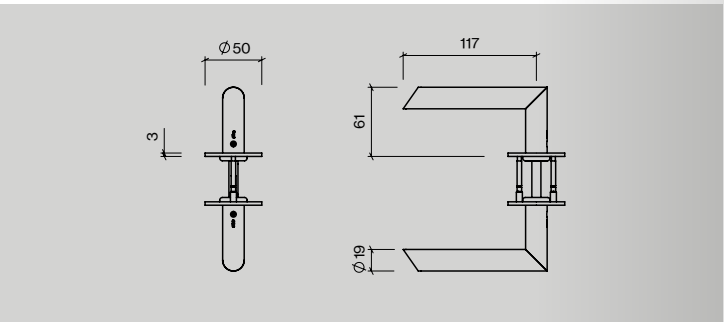


Item no.:
14255602010
14251602010

Description:
19FF, oblique, pair, 7x7mm, CC30/38mm, 33-59mm
19FF, oblique, pair, 8x8mm, CC30/38mm, 33-59mm

Unit:
1set
1set

FF lever handle w/solid rose

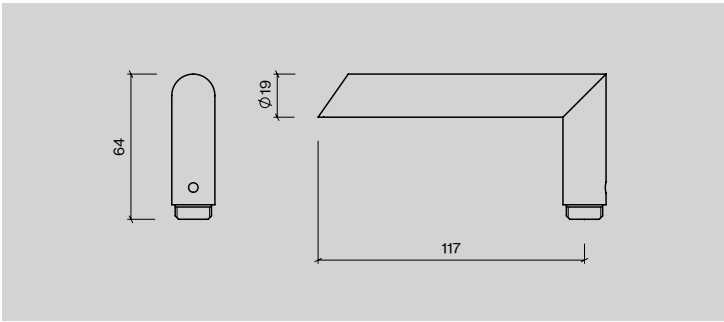


Item no.:
14251102010

Description:
19FF, oblique, pair, 8x8mm, CC30mm, 33-59mm

Unit:
1set

FF lever handle w/o rose

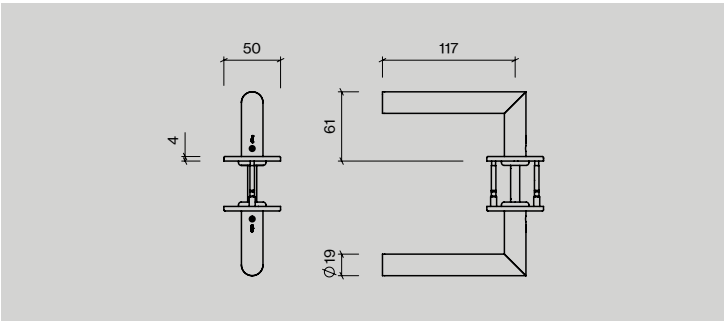


Item no.:
14251002900
14253002900

Description:
19FF, oblique, half, 8x8mm, w/o rose
19FF, oblique, fire, 9x9mm, w/o rose

Unit:
1pcs
1pcs

FFG lever handle w/ snap on cover

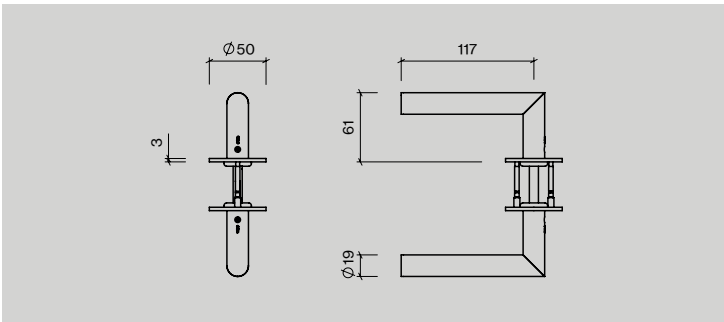


Item no.:
14025602010
14021602010
14021602900
14021902901
14021902902

Description:
19FFG, pair, 7x7mm, CC30/38, 33-59mm
19FFG, pair, 8x8mm, CC30/38, 33-59mm
19FFG, half, 8x8mm, CC30/38mm
19FFG, half, 8x8mm + nokk. cc 38 M4
19FFG, half, 8x8mm + nokk. cc 38 Ø4.5 mm

Unit:
1set
1set
1set
1set
1set

FFG lever handle w/ solid rose

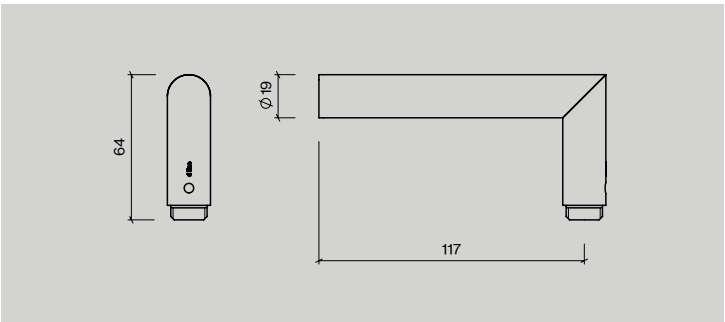


Item no.:
14021102010

Description:
19FFG, pair, 8x8mm, CC30mm, 33-59mm

Unit:
1set

FFG lever handle w/o rose

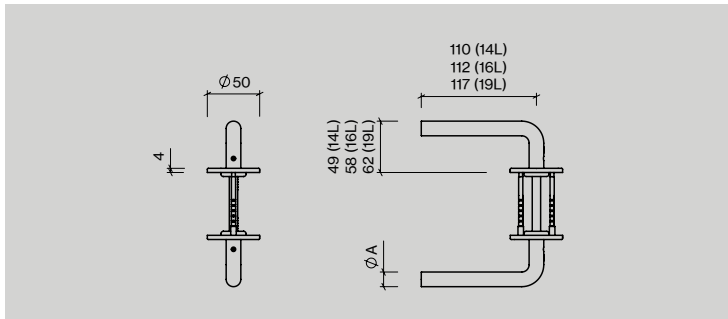


Item no.:
14021002900
14023002900

Description:
19FFG, half, 8x8mm, w/o rose
19FFG, fire, half, 9x9mm, w/o rose

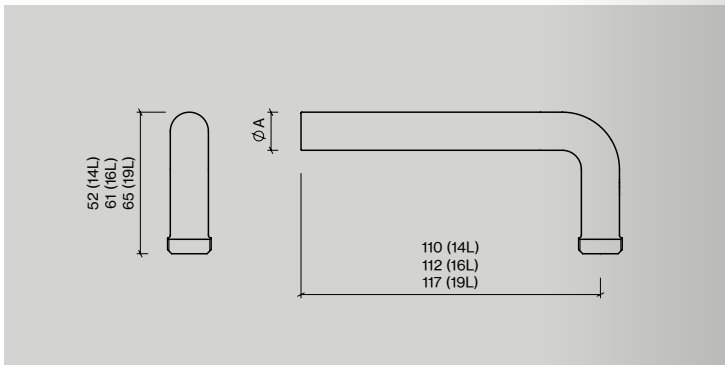
Unit:
1pcs
1pcs

L lever handle w/ snap on cover



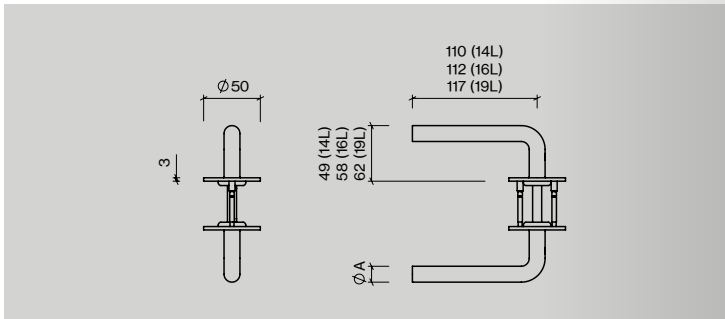
Item no.:	Description:	Unit:
14045602010	14L (A), pair, 7x7mm, CC30/38mm, 33-59mm	1set
14041602011	14L (A), pair, 8x8mm, CC30/38mm, 33-59mm	1set
14041602908	14L (A), half, 8x8mm, CC30/38mm	1pcs
14041902901	14L (A), half, 8x8mm + nokk w/M4	1pcs
14105602010	16L (A), pair, 7x7mm, CC30/38mm, 33-59mm	1set
14101602011	16L (A), pair, 8x8mm, CC30/38mm, 33-59mm	1set
14101602908	16L (A), half, 8x8mm, CC30/38mm	1pcs
14101902901	16L (A), half, 8x8mm + nokk. cc 38 M4	1pcs
14101902902	16L (A), half, 8x8mm + nokk. cc 38 Ø4.5 mm	1pcs
14165602010	19L (A), pair, 7x7mm, CC0/38mm, 33-59mm	1set
14161602010	19L (A), pair, 8x8mm, CC30/38mm, 33-59mm	1set
14163602017	19L (A), fire, pair, CC38mm, 9x9mm, 33-59mm	1set
14161602907	19L (A), half, 8x8mm, CC30/38 mm	1pcs
14163602904	19L (A), fire, half, 9x9mm, CC38 mm	1pcs
14161902901	19L (A), half, 8x8mm + nokk. cc 38 M4	1pcs
14161902902	19L (A), half, 8x8mm + nokk. cc 38 Ø4.5 mm	1pcs

L lever handle w/o rose



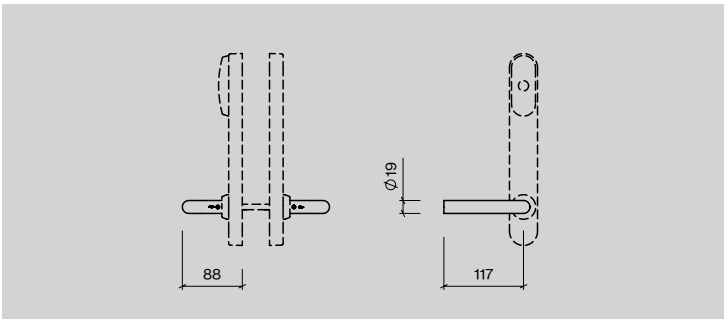
Item no.:	Description:	Unit:
14041002900	14L (A), half, 8x8mm, w/o rose	1pcs
14101002901	16L (A), half, 8x8mm, w/o rose	1pcs
14161002900	19L (A), half, 8x8mm, w/o rose	1pcs
14163002907	19L (A), fire, half, 9x9mm, w/o rose	1pcs

L lever handle w/ solid rose



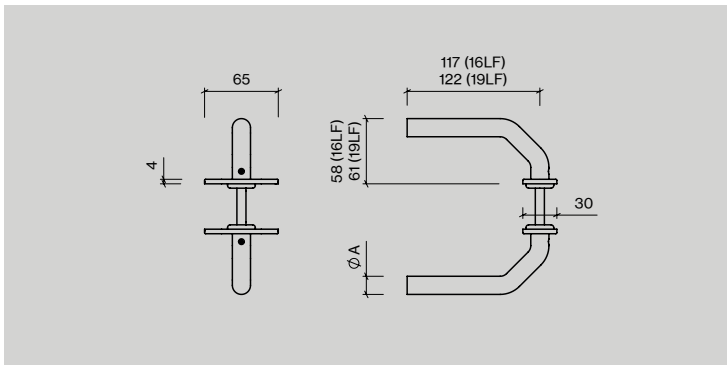
Item no.:	Description:	Unit:
14041102010	14L (A), pair, 8x8mm, CC30mm, 33-59mm	1set
14101102018	16L (A), pair, 8x8mm, CC30mm, 33-59mm	1set
14161102017	19L (A), pair, 8x8mm, CC30mm, 33-59mm	1set

L lever handle f/ Salto electronic lock



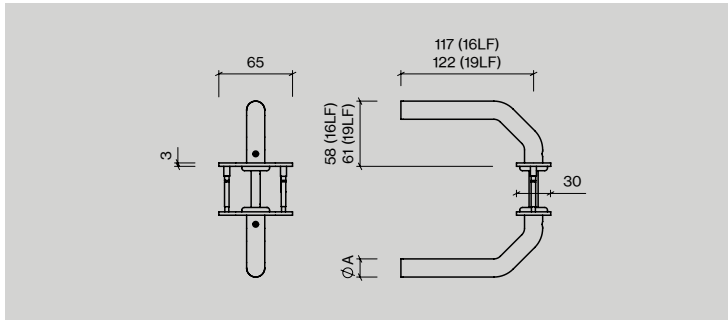
Item no.:	Description:	Unit:
14276002911	19L, Lever handle set w/o rose f/ XS4 Original & One (lock not included)	1set

LF lever handle w/ oval snap on cover



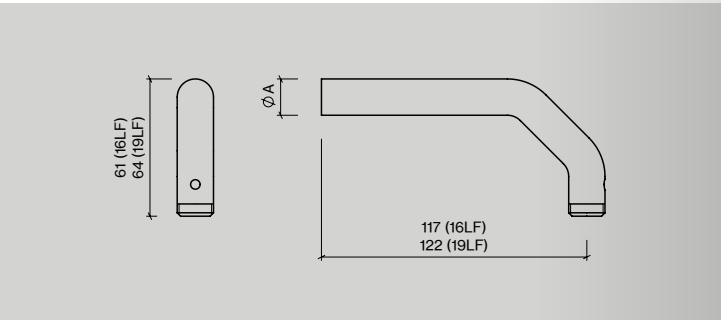
Item no.:	Description:	Unit:
14145602010	16LF (A), pair, 7x7mm, CC50mm, 33-44mm	1set
14151702010	16LF (A), pair, 8x8mm, CC50mm, 33-44mm	1set
14151702900	16LF (A), half, 8x8mm, CC50mm	1set
14215702010	19LF (A), pair, 7x7mm, CC50mm, 33-44mm	1set
14211702010	19LF (A), pair, 8x8mm, CC50mm, 33-44mm	1set
14211702900	19LF (A), half, 8x8mm, CC50mm	1set
14213702900	19LF (A), fire, half, 9x9mm, CC50mm	1set

LF lever handle w/ oval solid rose



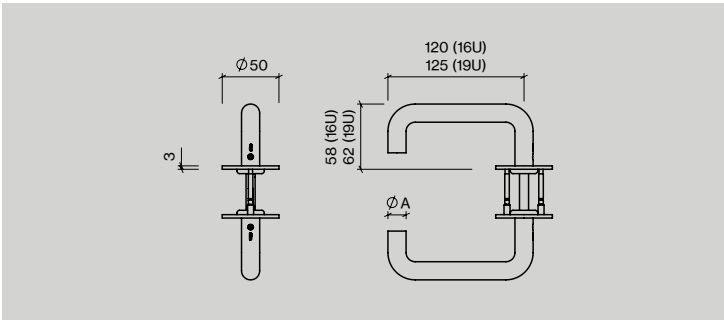
Item no.:	Description:	Unit:
14151402010	16LF (A), pair, 8x8mm, CC50mm, 33-44mm	1set
14151402900	16LF (A), half, 8x8mm, CC50mm	1pcs
14211402020	19LF (A), pair, 8x8mm, CC50mm, 44-52mm	1set
14211402900	19LF (A), half, 8x8mm, CC50mm	1pcs

LF lever handle w/o rose



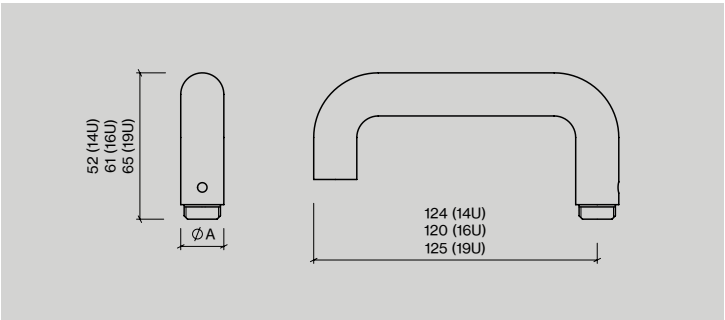
Item no.:	Description:	Unit:
14151002900	16LF (A), half, 8x8mm, w/o rose	1pcs
14211002900	19LF (A), half, 8x8mm, w/o rose	1pcs

U lever handle w/ solid rose



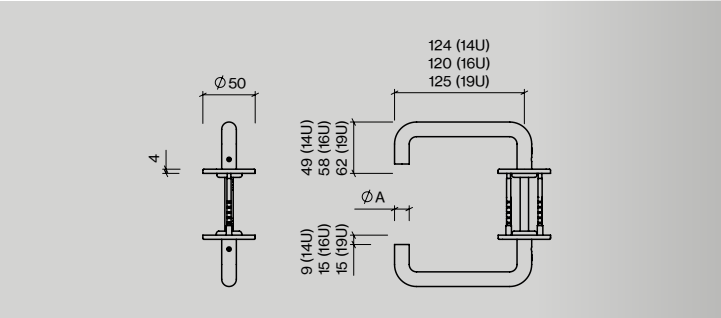
Item no.:	Description:	Unit:
14121102014	16U (A), pair, 8x8mm, CC30mm, 33-59mm	1set
14181102013	19U (A), pair, 8x8mm, CC30mm, 33-59mm	1set

U lever handle w/o rose



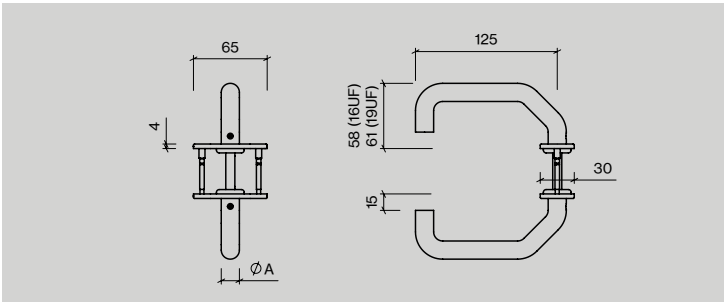
Item no.:	Description:	Unit:
14051002900	14U (A), half, 8x8mm, w/o rose	1pcs
14121002907	16U (A), half, 8x8mm, w/o rose	1pcs
14181002906	19U (A), half, 8x8mm, w/o rose	1pcs
14183002903	19U (A), fire, half, 9x9mm, w/o rose	1pcs

U lever handle w/ snap on cover



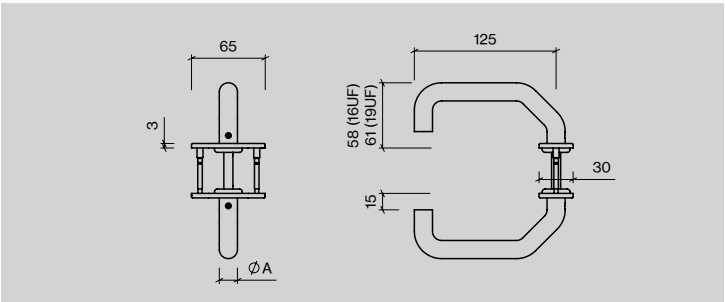
Item no.:	Description:	Unit:
14055602010	14U (A), pair, 7x7mm, CC30/38mm, 33-59mm	1set
14051602017	14U (A), pair, 8x8mm, CC30/38mm, 33-59mm	1set
14125602010	16U (A), pair, 7x7mm, CC30/38mm, 33-59mm	1set
14121602017	16U (A), pair, 8x8mm, CC30/38mm, 33-59mm	1set
14121602904	16U (A), half, 8x8mm, CC30/38 mm	1pcs
14121902901	16U (A), half, 8x8mm + nokk. CC38 M4	1pcs
14121902902	16U (A), half, 8x8mm + nokk. CC38 Ø4.5 mm	1pcs
14185602010	19U (A), pair, 7x7mm, CC30/38mm, 33-59mm	1set
14181602016	19U (A), pair, 8x8mm, CC30/38mm, 33-59mm	1set
14183602013	19U (A), fire, pair, 9x9mm, CC30/38mm, 33-59mm	1set
14181602903	19U (A), half 8x8mm, CC30/38mm	1pcs
14181902901	19U (A), half, 8x8mm + nokk. CC38 M4	1pcs
14183602901	19U (A), fire, half, 9x9mm, CC38mm	1pcs
14185002120	19U (A), half, dummy, CC30/38mm, w/ thread	1pcs
14185002140	19U (A), half, dummy, CC30/38mm, w/ bush	1pcs

UF lever handle w/ oval snap on cover



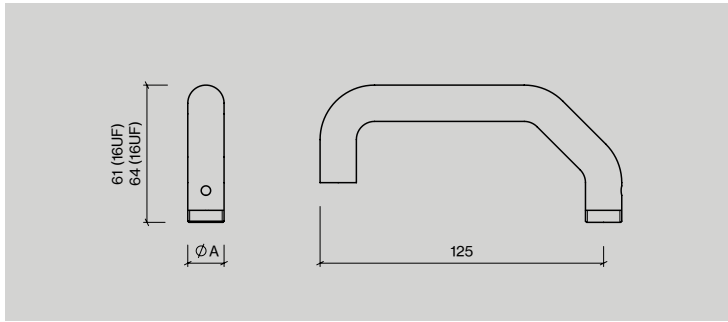
Item no.:	Description:	Unit:
14145702010	16UF (A), pair, 7x7mm, CC50mm, 33-44mm	1set
14141702018	16UF (A), pair, 8x8mm, CC50mm, 33-44mm	1set
14141702900	16UF (A), half, 8x8mm, CC50mm	1pcs
14205702010	19UF (A), pair, 7x7mm, CC50mm, 33-44mm	1set
14201702012	19UF (A), pair, 8x8mm, CC50mm, 33-44mm	1set
14201702900	19UF (A), half, 8x8mm, CC50mm	1pcs
14203702900	19UF (A), fire, half, 9x9mm, CC50mm	1pcs

UF lever handle w/ oval solid rose



Item no.:	Description:	Unit:
14141402010	16UF (A), pair, 8x8mm, CC50mm, 33-44mm	1set
14141402900	16UF (A), half, 8x8mm, CC50mm	1pcs
14201402020	19UF (A), pair, 8x8mm, CC50mm, 44-52mm	1set
14201402900	19UF (A), half, 8x8mm, CC50mm	1pcs

UF lever handle w/o rose

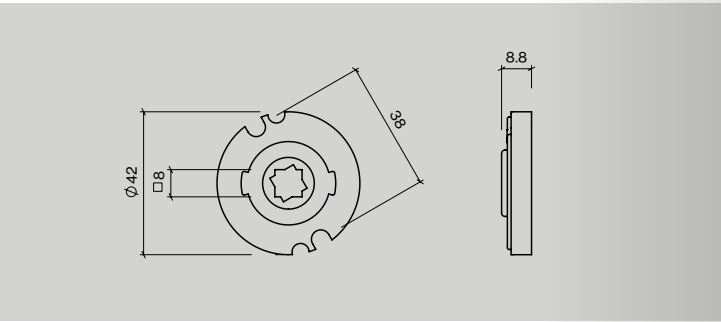


Item no.:
14141002903
14201002908
14203002900

Description:
16UF (A), half, 8x8mm, w/o rose
19UF (A), half, 8x8mm, w/o rose
19UF (A), fire, half, 9x9mm, w/o rose

Unit:
1pcs
1pcs
1pcs

Return spring

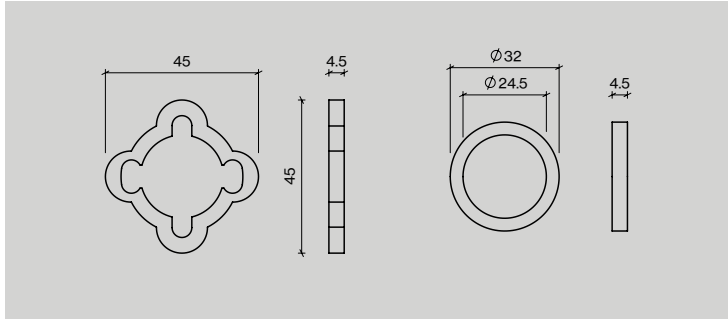


Item no.:
14299300012
14299300013
14299300015

Description:
Left-right, f/CC38mm lever handles
Spring single action, left , f/CC38mm lever handles
CC38mm, 30° angle, f/ 8x8mm spindle

Unit:
1pcs
1pcs
1pcs

PVC bush

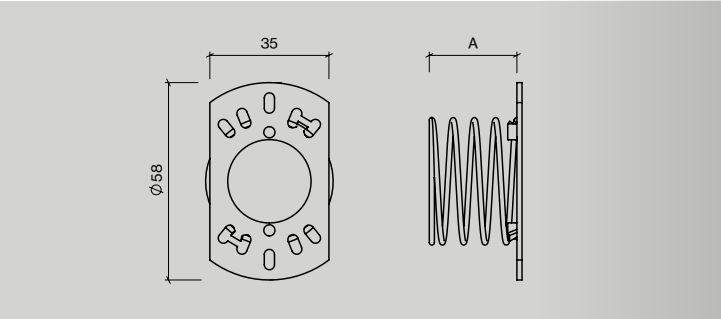



Item no.:
14298600006
14299000002

Description:
CC30mm
CC38mm

Unit:
1pcs
1pcs

Steel door bush



Item no.:
14298800005
14298800609

Description:
Steel Door Bush < 60 mm (A)
Steel Door Bush > 60 mm (A)

Unit:
1pcs
1pcs



The technical hidden aspects of each of our designs are as important to us as the look of their smooth, brushed exteriors. And it's why the design of each – whether a future-facing smart product designed today, or a classic one conceived 40 years ago – is simple. This is how we know they'll always be relevant and beautiful – and, because they're strong, that they will always function well, too.

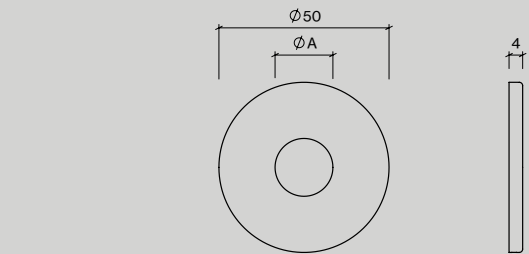
Steel door bush – f/ steel or aluminum doors in Scandinavia
Our innovative steel door bush is the main element for any steel or aluminum door in Scandinavia. Though unseen, the bushes ensure a robust and optimal installation of our d line lever handles, so that they can be turned, touched, pulled, and pushed, forever.

PVC Bush – f/ timber doors
Our PVC bushes for all timber doors are part of why we can offer a 20-year guarantee on the product functioning. When installed correctly within the door blade it prevents the lever handle rose from rotating (thus not damaging the door and screws), and regardless of the amount of high traffic use, the lever handle will remain in its place.

Return spring
Drooping lever handles are caused by mortice locks having a weak return spring. To compensate for the weakness, we've designed a return spring to be embedded within the door. The return spring will not only ensure a fully horizontal positioning of the d line lever handle, but also an optimal positioning according to the follower of the mortise lock.

Lever handles
accessories

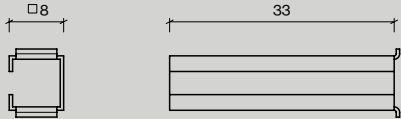
Snap on cover, spare part



BIM

Item no.:	Description:	Unit:
14972002012	Ø50 mm, f/Ø16 lever handle	1pcs
14972002021	Ø50 mm, f/Ø19 lever handle	1pcs

Reduction bush



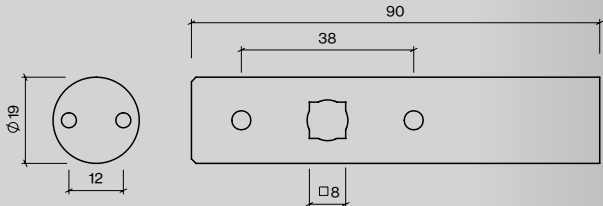
Item no.:	Description:	Unit:
14545292078	7/8x33mm	1pcs

Oneway spindle



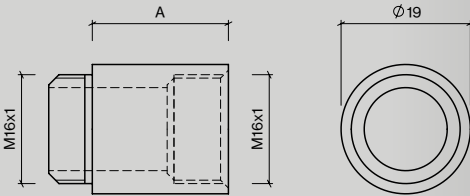
Item no.:	Description:	Unit:
14280092802	8x8x63mm, 39-48mm door thickness	1pcs
14280092803	8x8x70mm, 46-55mm door thickness	1pcs

Rigidiser




Item no.:	Description:	Unit:
14292102060	F/fixed lever mounting, Ø19mm	1pcs

Neck extension



Item no.:	Description:	Unit:
14290002020	Neck extension for levers, Ø19x20(A)mm	1pcs
14290002040	Neck extension for levers, Ø19x40(A)mm	1pcs


Oneway spindle w/ pin



BIM


Item no.:	Description:	Unit:
14281092801	8x8x41mm	1pcs
14281092901	9x9x41mm	1pcs

Spindle



Item no.:	Description:	Unit:
14285092092	7x7x92mm, f/ L-U-C-FF levers, 33-59mm door thickness	1pcs
14285092116	7x7x116mm, f/ L-U-C-FF levers, 59-85mm door thickness	1pcs
14285092140	7x7x140mm, f/ L-U-C-FF levers, 85-111mm door thickness	1pcs
14281092084	8x8x84mm, f/ LF-UF levers, 44-52mm door thickness	1pcs
14281092092	8x8x92mm, f/ L-U-C-FF levers, 33-59mm door thickness	1pcs
14281092100	8x8x100mm, f/ LF-UF levers, 60-68mm door thickness	1pcs
14281092108	8x8x108mm, f/ LF-UF levers, 68-76mm door thickness	1pcs
14281092116	8x8x116mm, f/ L-U-C-FF levers, 59-85mm door thickness	1pcs
14281092140	8x8x140mm, f/ L-U-C-FF levers, 85-111mm door thickness	1pcs
14283092092	9x9x92mm, f/ LF-UF levers, 52-60mm door thickness	1pcs
14283092108	9x9x108mm, f/ LF-UF levers, 68-76mm door thickness	1pcs
14283092116	9x9x116mm, f/ L-U-C-FF levers, 59-85mm door thickness	1pcs
14283092140	9x9x140mm, f/ L-U-C-FF levers, 85-111mm door thickness	1pcs

Spindle w/ thread



Item no.:	Description:	Unit:
14283092801	8x8x85mm, w/ M8 thread	1pcs
14283092115	8x8x115mm, w/ M6 thread	1pcs
14284092802	8x8x145mm, w/ M6 thread	1pcs
14284092902	9x9x145mm, w/ M6 thread	1pcs

Spindle f/ toilet indicator



Item no.:	Description:	Unit:
14972592561	5x5x67mm, f/toilet indicator	1pcs
14972592570	5x5x85mm, f/toilet indicator	1pcs
14972592642	6x6x48mm, f/toilet indicator	1pcs
14972592740	7x7x48mm, f/toilet indicator	1pcs
14972592747	8x8x48mm, f/ toilet indicator	1pcs
14972592863	8x8x67mm, f/ toilet indicator	1pcs

Split spindle



Item no.:	Description:	Unit:
14281192801	8x8x92mm, 35-59mm door thickness	1pcs
14281192802	8x8x116mm, 59-85mm door thickness	1pcs
14281192803	8x8x140mm, 85-111mm door thickness	1pcs
14281192901	9x9x92mm, 43-59mm door thickness	1pcs
14281192902	9x9x116mm, 59-85mm door thickness	1pcs
14281192903	9x9x140mm, 85-111mm door thickness	1pcs

Our PVD Charcoal finish, applied to the L Lever by Knud Holscher
Hard and durable, to withstand even the toughest home environments,
the finish also exudes a softness thanks to its matt look and feel.
The PVD coating to our original stainless steel products brings a new
dimension to these timeless pieces.



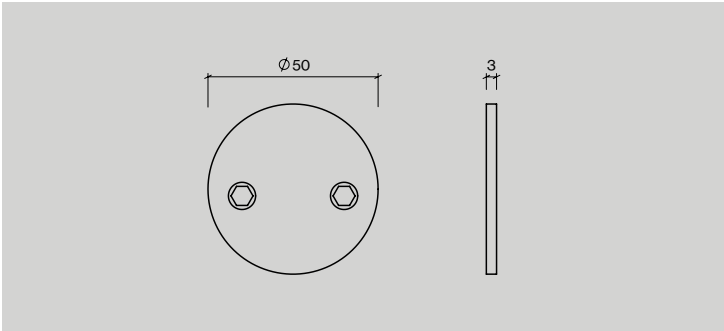
Roses and escutcheons

The garnish on the door is just as important as the design of the lever handle. For a single door, multiple solutions are available – depending on the lock case, door thickness, cylinder or design.

In this section you'll find a curated overview of our most used pieces in resilient, non-corrosive AISI 316 stainless steel. For more specific items in mind, please contact info@dline.com.

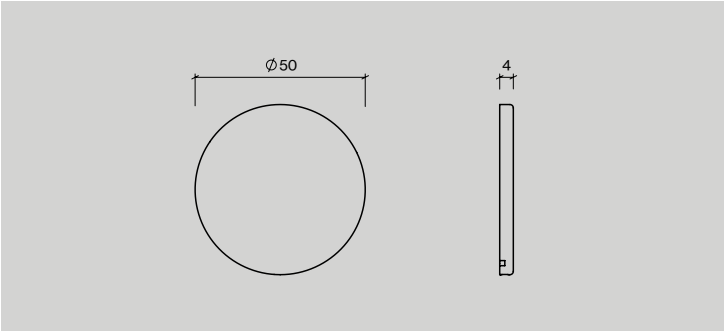
Staying true to our heritage, the pieces are a simple and true iteration of its purest function, each item available in the same finishes as our lever handles for a perfect match on the door.

Blind rose f/ cylinder escutcheon



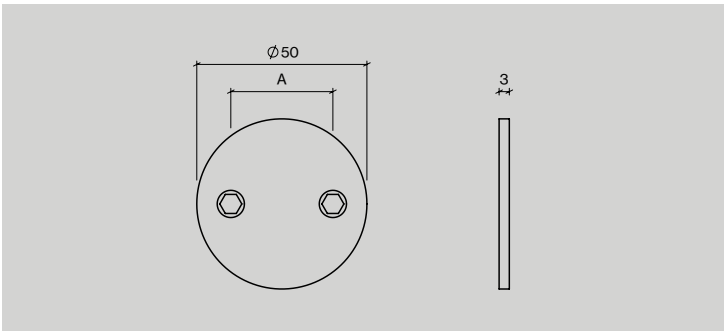
Item no.: 14346002108
Description: Ø50x3mm, CC30mm, M5, f/ cylinder escutcheon
Unit: 1pcs

Blind rose w/ snap on cover



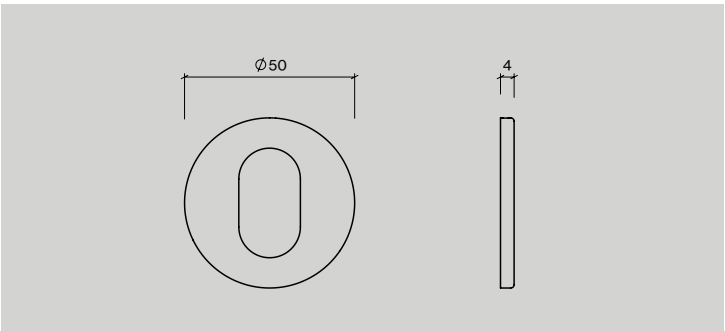
Item no.: 14346502100
Description: Ø50x4mm, CC30mm
14324502808 Ø50x4mm, CC27/30/38mm
Unit: 1pcs

Blind rose w/ solid rose



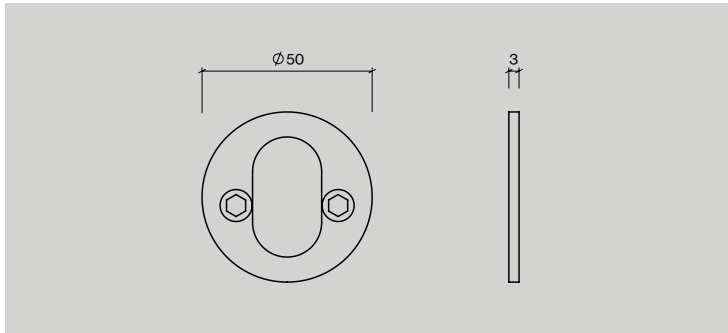

Item no.: 14324002104
Description: Ø50x3mm, CC30mm (A)
14324002201 Ø50x3mm, CC38mm (A)
Unit: 1pcs

Cylinder escutcheon w/ oval hole, snap on cover



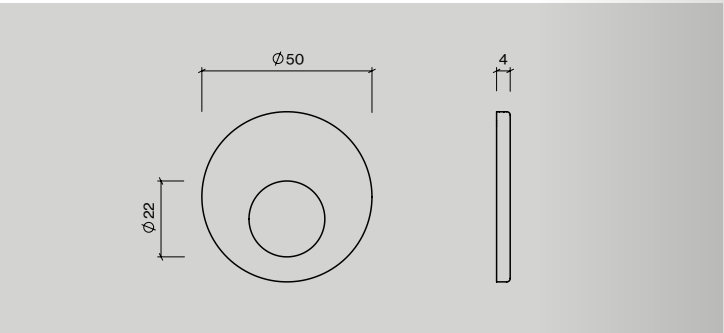
Item no.: 14343602139
Description: Ø50x4mm, CC30mm, f/ Assa, Boda, Trioving
14343502223 Ø50x4mm, CC38mm, f/ Union
Unit: 1pcs

Cylinder escutcheon w/ oval hole, solid rose



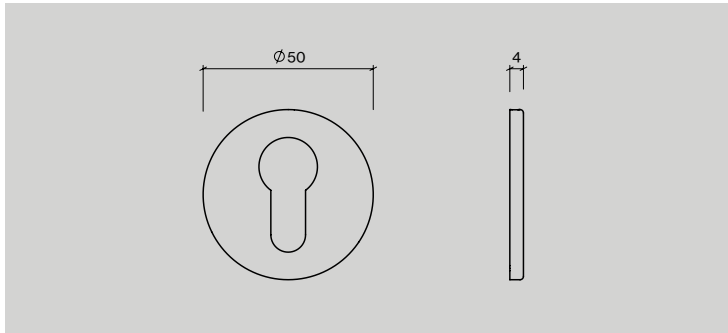
Item no.: 14343202149
Description: Ø50x3mm, CC30mm, f/ Assa, Boda, Trioving
Unit: 1pcs

Cylinder escutcheon w/ round hole, snap on cover



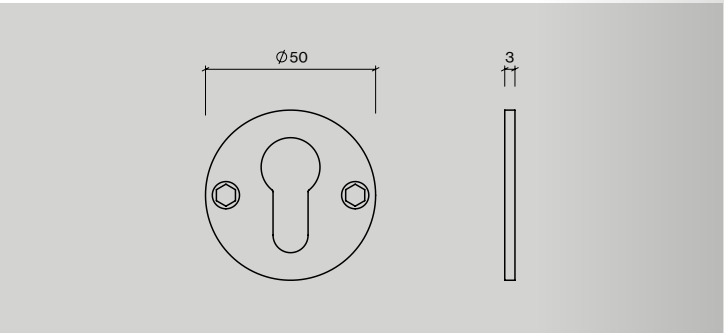
Item no.: 14343502258
Description: Ø50x4mm, CC38mm, f/ Keso, kaba
Unit: 1pcs

Cylinder escutcheon w/PZ hole, snap on cover



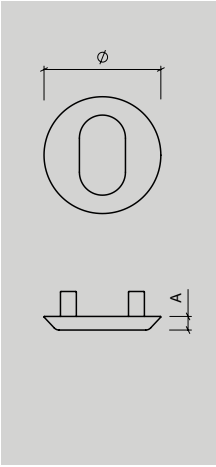
Item no.: 14343502215
Description: Ø50x4mm, CC38mm
Unit: 1pcs

Cylinder escutcheon w/ PZ hole, solid rose



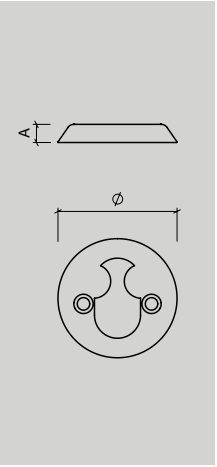
Item no.: 14343002212
Description: Ø50x3mm, CC38mm
Unit: 1pcs

Ext. cylinder escutcheon w/ oval hole



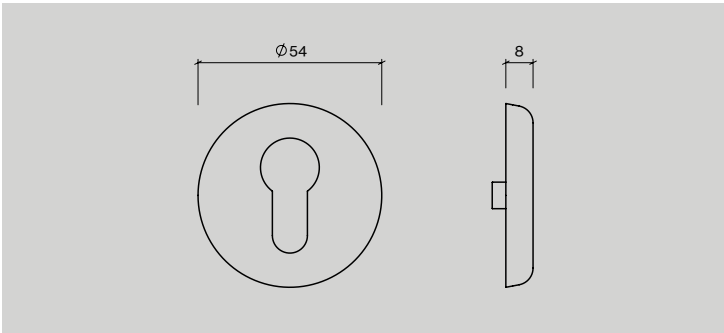
Item no.: 14344102067
14344102073
14344102083
14344102113
14344102130
14344102164
14344102181
14344102201
14344102211
Description: 6mm(A), Ø51.5mm, CC30mm
7mm(A), Ø51.5mm, CC30mm
8mm(A), Ø52.5mm, CC30mm
11mm(A), Ø54mm, CC30mm
13mm(A), Ø54mm, CC30mm
16mm(A), Ø54mm, CC30mm
18mm(A), Ø54mm, CC30mm
20mm(A), Ø54mm, CC30mm
21mm(A), Ø54mm, CC30mm
Unit: 1pcs
1pcs
1pcs
1pcs
1pcs
1pcs
1pcs
1pcs
1pcs

Int. cylinder escutcheon w/ rococo hole



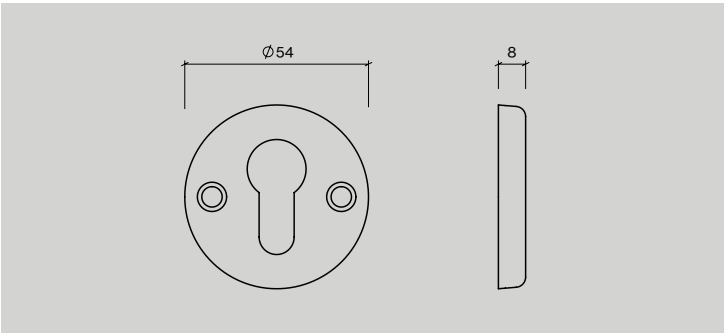
Item no.: 14345302060
14345302073
14345302086
14345302116
14345302132
14345302167
14345302183
14345302201
Description: 6mm(A), Ø51.5mm, CC30mm
7mm(A), Ø51.5mm, CC30mm
8mm(A), Ø52.5mm, CC30mm
11mm(A), Ø54mm, CC30mm
13mm(A), Ø54mm, CC30mm
16mm(A), Ø54mm, CC30mm
18mm(A), Ø54mm, CC30mm
20mm(A), Ø54mm, CC30mm
Unit: 1pcs
1pcs
1pcs
1pcs
1pcs
1pcs
1pcs
1pcs

Ext. cylinder escutcheon w/ PZ hole



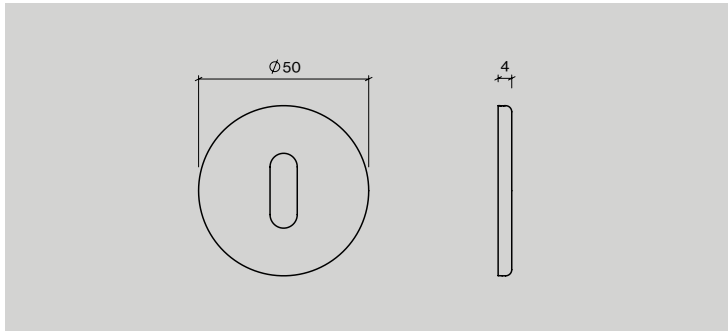
Item no.: 14344402087
14344402117
Description: 8mm(A), Ø54mm, CC38mm
11mm(A), Ø54mm, CC38mm
Unit: 1pcs
1pcs

Int. cylinder escutcheon w/ PZ hole



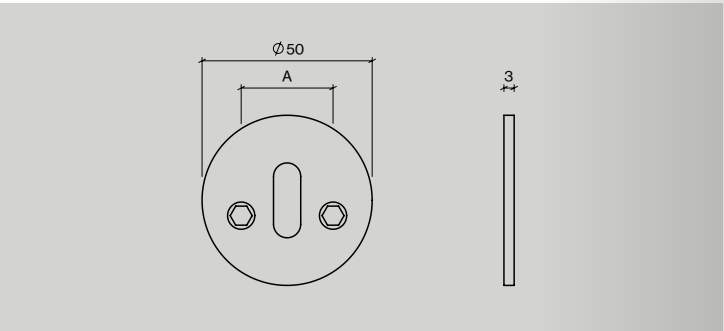
Item no.: 14345402081
Description: 8mm, Ø54mm, CC38mm
Unit: 1pcs

Key escutcheon w/ snap on cover



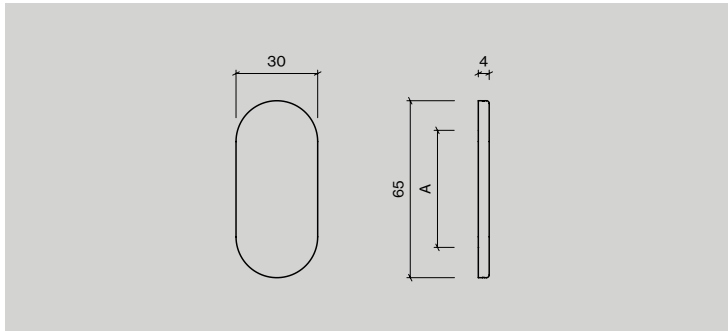
Item no.: 14323502804 Description: Ø50mm, CC27/38mm Unit: 1pcs

Key escutcheon w/ solid rose



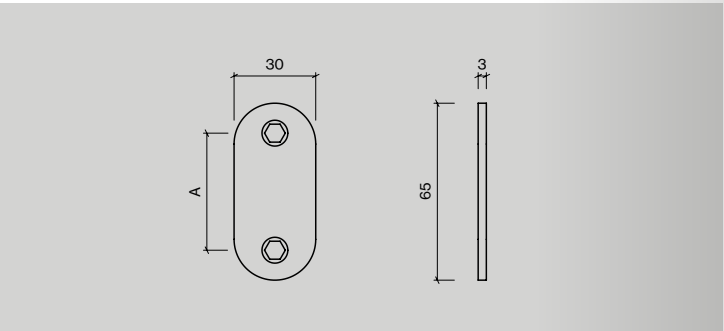
Item no.: 14323002551 Description: Ø50x3mm, CC27mm
14323002208 Ø50x3mm, CC38 mm Unit: 1pcs
1pcs

Oval blind rose w/ snap on cover



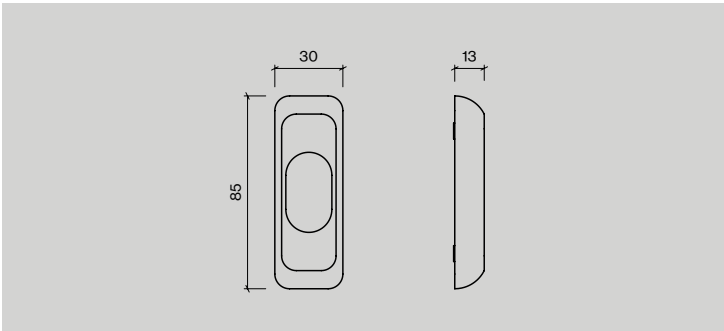
Item no.: 14324702300 Description: 30x65mm, CC43mm (A)
14324702408 30x65mm, CC50mm (A) Unit: 1pcs
1pcs

Oval blind rose w/ solid rose



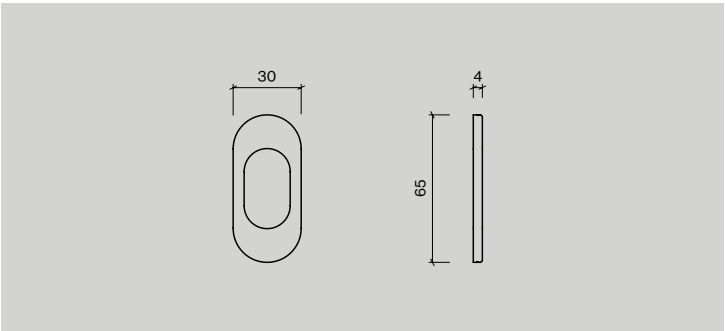

Item no.: 14324102300 Description: 30x65mm, CC43mm (A)
14324102350 30x65mm, CC50mm (A) Unit: 1pcs
1pcs

Oval cylinder escutcheon w/ oval hole



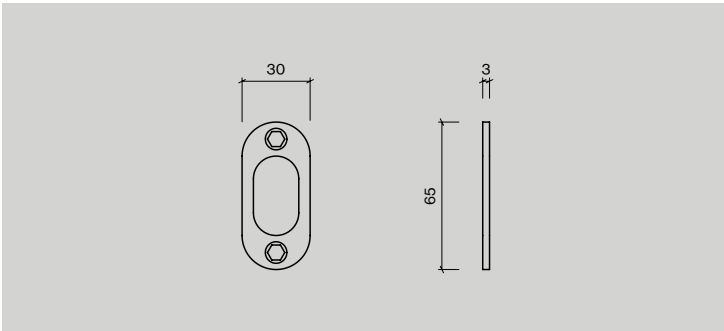
Item no.: 14344202134 Description: 30x85mm, 13mm, CC54mm Unit: 1pcs

Oval cylinder escutcheon w/ oval hole, snap on cover



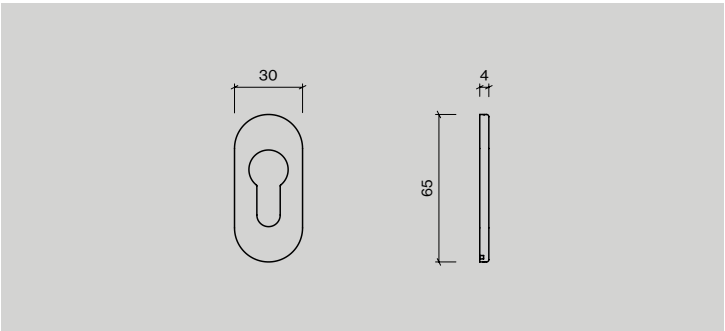

Item no.: 14343702440 Description: 30x65mm, CC50mm, f/ASSA Unit: 1pcs

Oval cylinder escutcheon w/ oval hole, solid rose



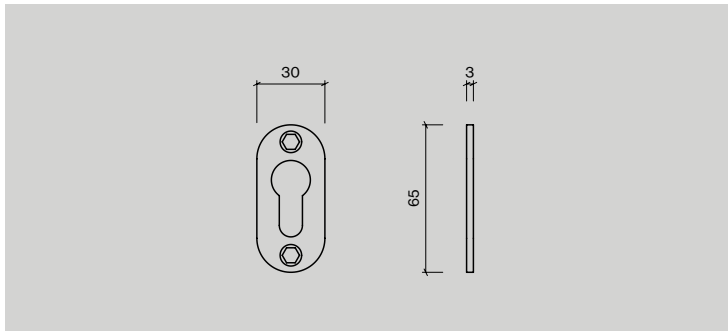
Item no.: 14343002440 Description: 30x65mm, CC50mm, f/ Assa, Boda Unit: 1pcs

Oval cylinder escutcheon w/PZ hole, snap on cover



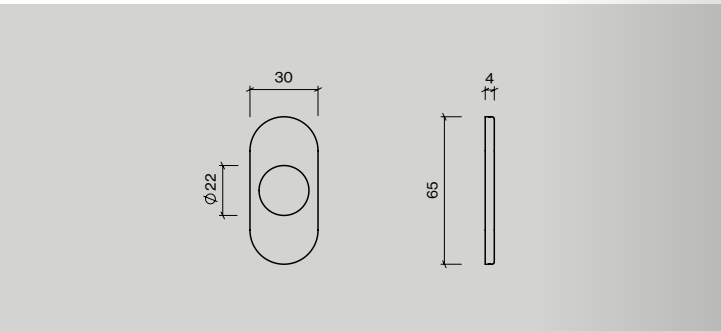
Item no.: 14343702419 Description: 30x65mm, CC50mm Unit: 1pcs

Oval cylinder escutcheon w/ PZ hole, solid rose



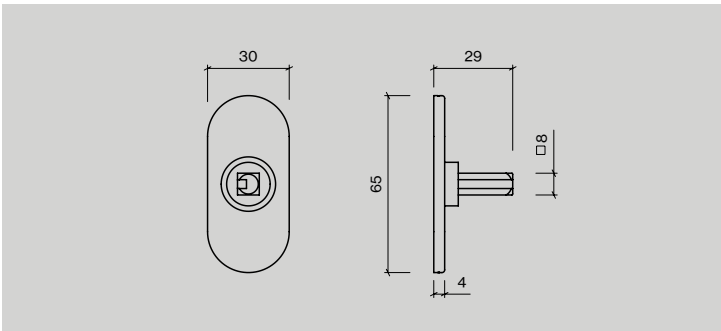
Item no.: 14343002410
Description: 30x65mm, CC50mm
Unit: 1pcs

Oval cylinder esutcheon w/ round hole, snap on cover



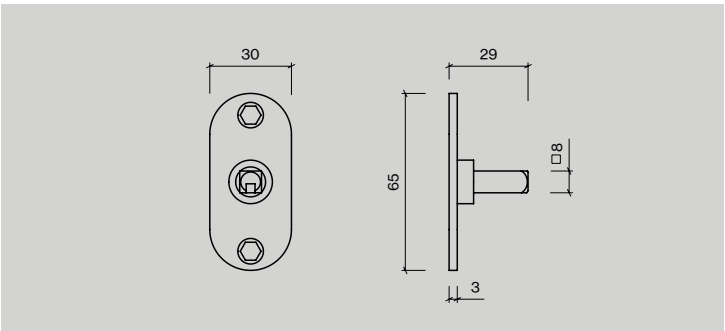
Item no.: 14343702450
Description: 30x65mm, CC50mm
Unit: 1pcs
1pcs

Oval rose f/dummy function, snap on cover



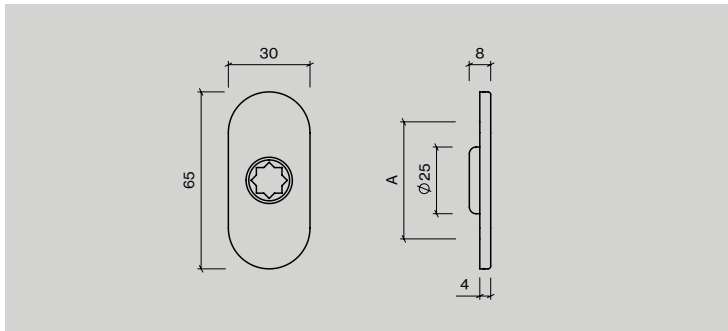
Item no.: 14326702900
Description: 30x65mm, CC50mm, w/8x8mm spindle
Unit: 1pcs

Oval rose f/dummy function, solid rose



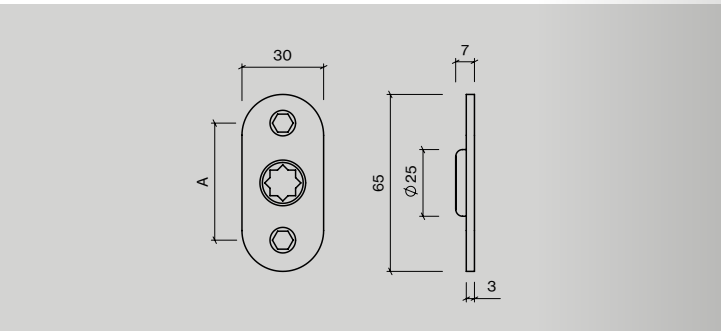
Item no.: 14326702400
Description: 30x65mm, CC50mm, w/8x8mm spindle
Unit: 1pcs

Oval rose w/ snap on cover



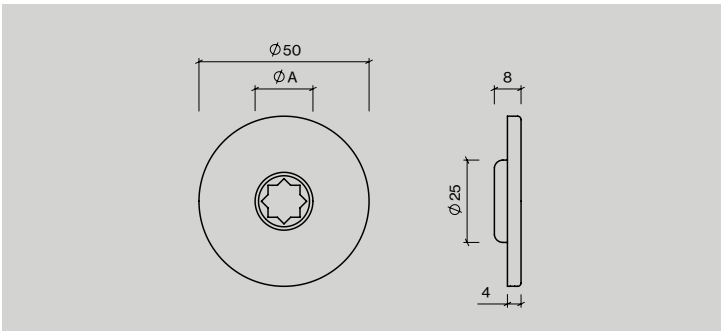

Item no.: 14321702369
14321702466
14321702393
14321702491
Description: 30x65mm, CC43mm(A), f/Ø16 w/ball bearing
30x65mm, CC50mm(A), f/Ø16 w/ball bearing
30x65mm, CC43mm(A), f/Ø19 w/ball bearing
30x65mm, CC50mm(A), f/Ø19 w/ball bearing
Unit: 1pcs
1pcs
1pcs
1pcs

Oval rose w/ solid rose



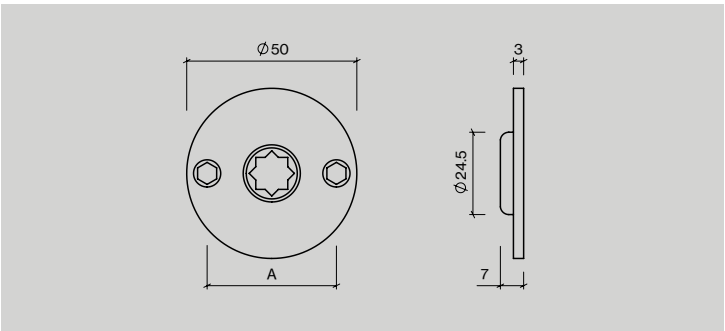
Item no.: 14321102443
143211024500
Description: 30x65mm, CC43mm(A), w/ball bearing
30x65mm, CC50mm(A), w/ball bearing
Unit: 1pcs
1pcs

Rose w/ snap on cover



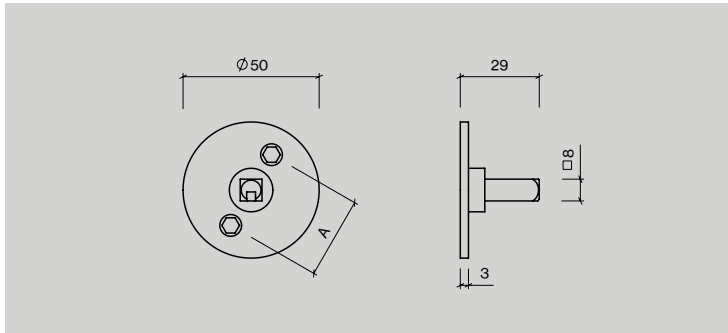
Item no.: 14321602607
14321602909
Description: Ø50mm, CC30/38mm, f/Ø16 (A) w/ball bearing
Ø50mm, CC30/38mm, f/Ø19 (A) w/ball bearing
Unit: 1pcs
1pcs

Rose w/ solid rose



Item no.: 14321002154
14321002201
Description: Ø50mm, CC30mm(A), w/ball bearing
Ø50mm, CC38mm(A), w/ball bearing
Unit: 1pcs
1pcs

Rose f/dummy function, solid rose

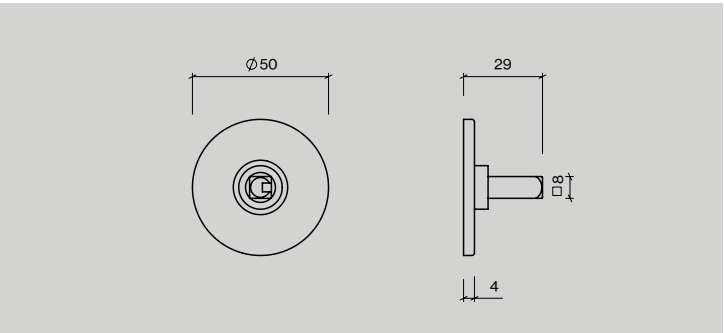


Item no.:
14325902101
14325902203

Description:
Ø50mm, CC30mm (A), w/8x8mm spindle
Ø50mm, CC38mm (A), w/8x8mm spindle

Unit:
1pcs
1pcs

Rose f/dummy function, snap on cover



Item no.:
14325902900

Description:
Ø50mm, CC30/38mm, w/8x8mm spindle

Unit:
1pcs

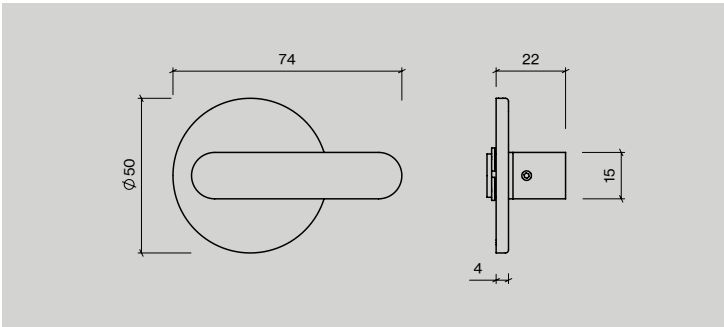


Thumb turns and toilet indicators

The locking mechanism of a door; the privacy it provides; the visual effects of seeing green as available and red as unavailable; the gentle touch of swiftly locking or unlocking a space; the ergonomic feel of the perfect fit for a thumb – all realised in non-corrosive AISI 316 stainless steel, that can handle high humidity and maintenance levels.

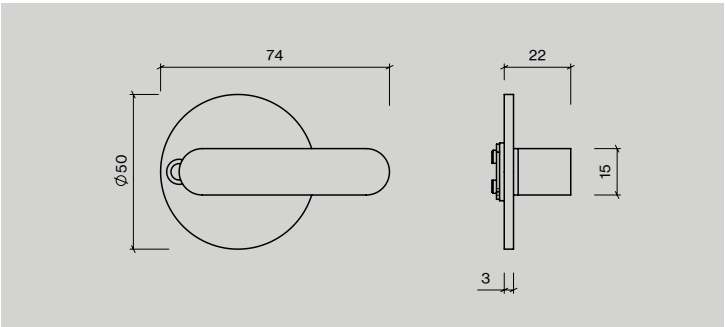
Our toilet indicators are further child proof, ensuring that if a person is confined within in a bathroom, the lock can be configured from the outside.

Thumb turn, barrier-free w/ snap on cover



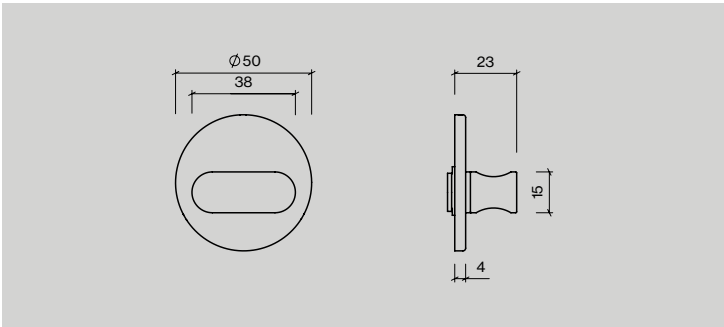
Item no.:	Description:	Unit:
14341802150	Disabled RH, CC30mm(A), f/Assa, Boda	1pcs
14341802160	Disabled LH, CC30mm(A), f/Assa, Boda	1pcs
14341802280	Disabled 8x8x40mm, CC38mm(A), DIN	1pcs

Thumb turn, barrier-free w/ solid rose



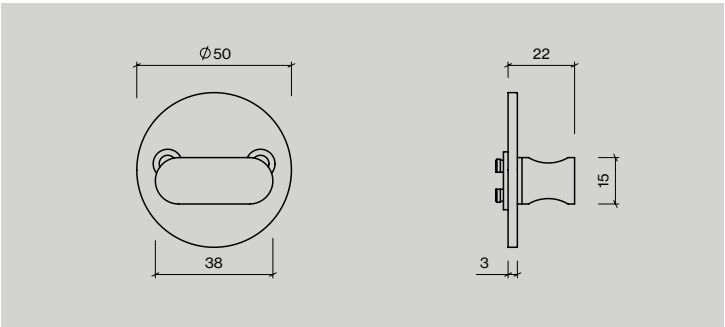
Item no.:	Description:	Unit:
14341102163	Disabled RH, CC30mm(A), f/ Assa, Boda	1pcs
14341102171	Disabled LH, CC30mm(A), f/ Assa, Boda	1pcs
14341102287	Disabled 8x8x40mm, CC38mm(A), DIN	1pcs

Thumb turn w/ snap on cover



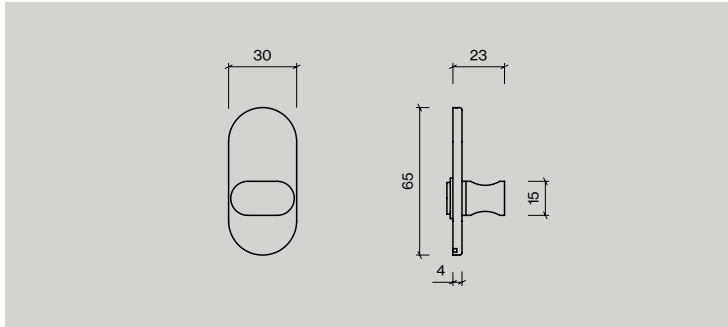
Item no.:	Description:	Unit:
14341602160	CC30mm (A), f/Assa, Boda	1pcs
14341602280	CC38mm (A), DIN, w/8x8mm spindle	1pcs

Thumb turn w/ solid rose



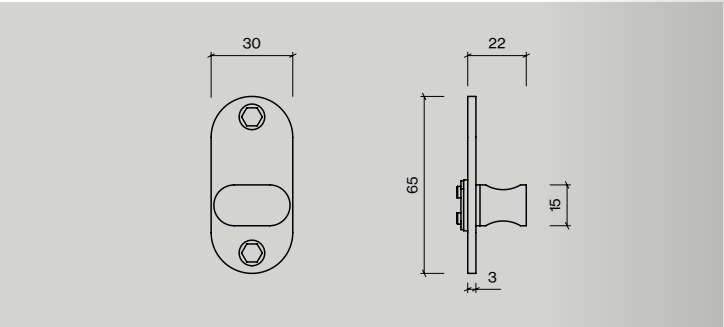
Item no.:	Description:	Unit:
14341002169	CC30mm, Assa, w/spindle	1pcs

Narrow thumb turn w/ snap on cover



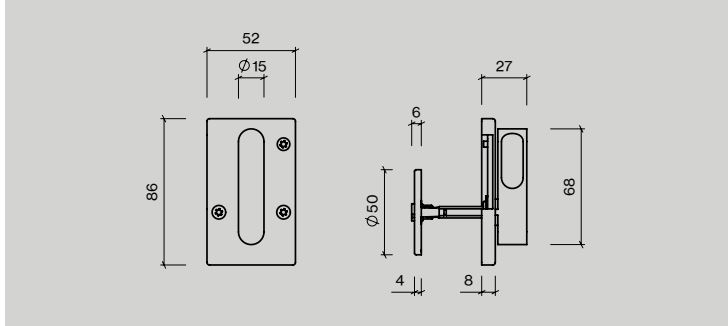
Item no.: 14341702460
Description: 65x30mm, CC50mm
Unit: 1pcs

Narrow thumb turn w/ solid rose



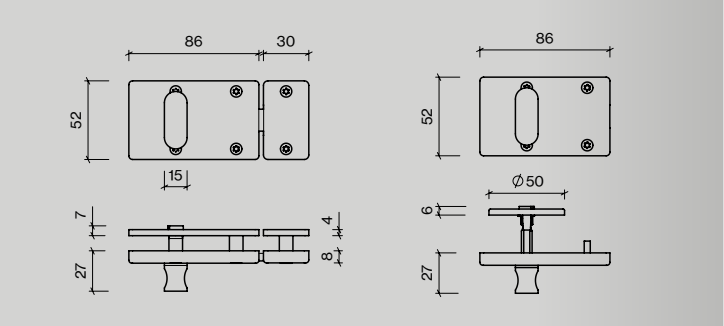
Item no.: 14341302460
Description: 65x30mm, CC50mm
Unit: 1pcs

Toilet surface hook lock



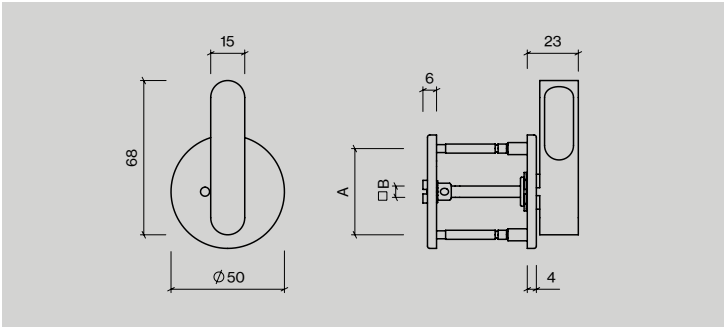
Item no.: 14347902021
14347902030
Description: CC38mm, right hand
CC38mm, left hand
Unit: 1set
1set

Toilet surface indicator



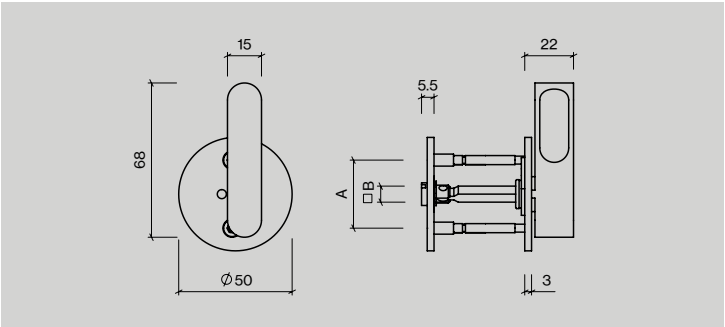
Item no.: 14347602120
14347602028
Description: CC38mm, 10-12mm, reversible
CC38mm, 18-34mm, w/5mm spindle
Unit: 1set
1set

Toilet indicator, barrier-free w/ snap on cover



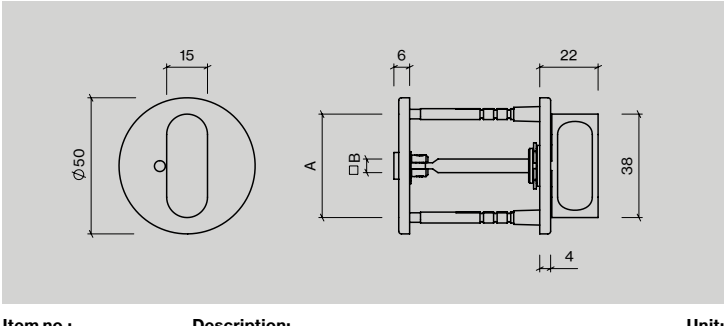
Item no.: 14347802450
14347802150
14347802300
Description: 5L90 (B), Ø50mm, CC38mm (A)
5V90 (B), Ø50mm, CC30mm (A)
8L90 (B), Ø50mm, CC38mm (A), f/31-47mm doors
Unit: 1set
1set
1set

Toilet indicator, barrier-free w/ solid rose



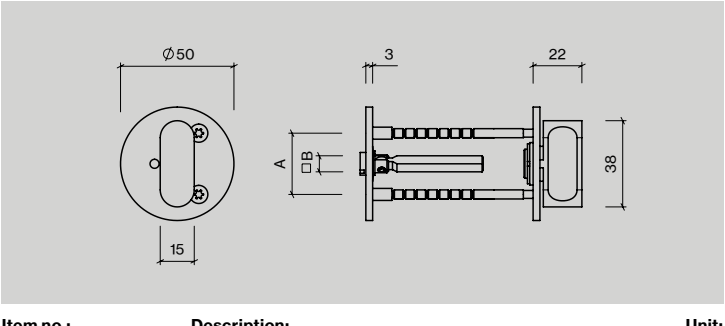
Item no.: 14347102157
14347102165
14347102335
Description: 5V90 (B), Ø50mm, CC30(A)x5.5mm, right hand
5V90 (B), Ø50mm, CC30(A)x5.5mm, left hand
8L90 (B), CC38mm (A)
Unit: 1set
1set
1set

Toilet indicator w/ snap on cover



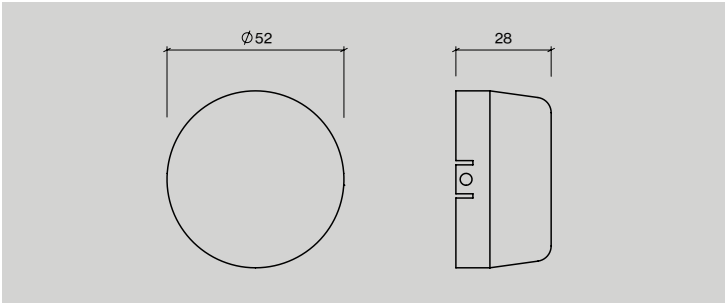
Item no.: 14347502457
14347502104
14347502155
14347502503
14347502506
14347502309
14347502311
Description: 5L90 (B), Ø50mm, CC38mm (A)
5V180 (B), Ø50mm, CC27mm (A)
5V90 (B), Ø50mm, CC30mm (A)
6L90 (B), Ø50mm, CC38mm (A), f/31-47mm doors
6L90 (B), Ø50mm, CC38mm (A), f/48-62mm doors
8L90 (B), Ø50mm, CC38mm (A), f/31-47mm doors
8L90 (B), Ø50mm, CC38mm (A), f/54-67mm doors
Unit: 1set
1set
1set
1set
1set
1set
1set

Toilet indicator w/ solid rose



Item no.: 14347002101
14347002055
14347002152
14346902150
14347002501
14347002306
Description: 5V180 (B), Ø50mm, CC27mm (A)
5V90 (B), Ø50mm, CC27(A)x9.5mm, f/Boda
5V90 (B), Ø50mm, CC30(A)x5.5mm, f/Assa
5V90 (B), Ø50mm, CC30(A)x5.5mm, w/allen key opening
6L90 (B), Ø50mm, CC38mm (A), f/31-47mm doors
8L90 (B), CC38mm (A)
Unit: 1set
1set
1set
1set
1set
1set

Break glass dome



Item no.:	Description:	Unit:
14342000003	$\varnothing 52(A) \times 28(B)$ mm	1pcs
14342074007	$\varnothing 57(A) \times 33(B)$ mm, internal f/Assa	1pcs





Pulls and accessories

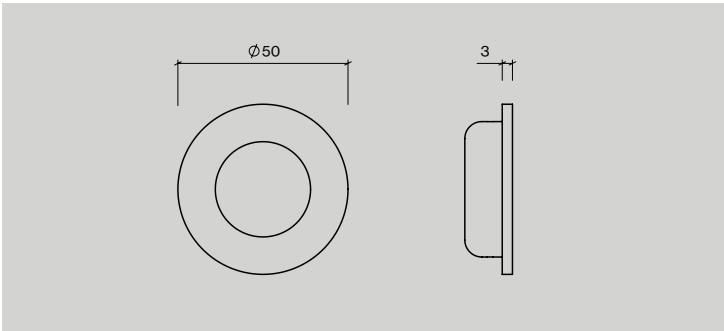

For their simplicity, modernity and classicism, d line pull handles have long been the preferred finishing touches. Long and lean, our pull handles for cabinets and doors are pure and simple, both in their function and in their form. Because of this – and because of the way they’re made and the material they’re made of – they will never fail on either front.

With our pull handles, the list of lengths are endless. That’s why you can choose a length within the intervals that we offer, and we will then meticulously cut them to size.

In this section you’ll find a curated overview of our most used pieces in resilient, non-corrosive AISI 316 stainless steel. For more specific lengths in mind, please contact info@dline.com.

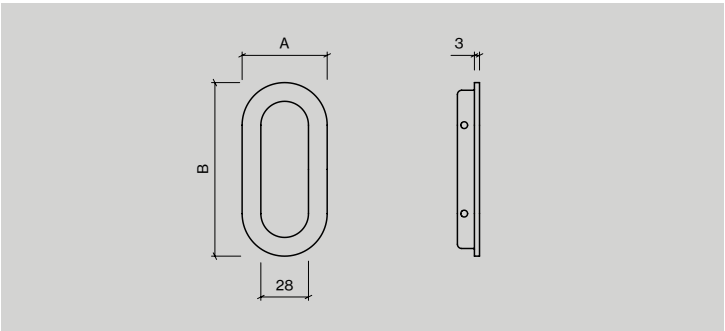
Pull handles and their fixing accessories are provided separately. Match your pulls with accessories on page 142, or go to page 144 for a pull handle fixing guide for glass and timber doors.

Flush pull handle, round



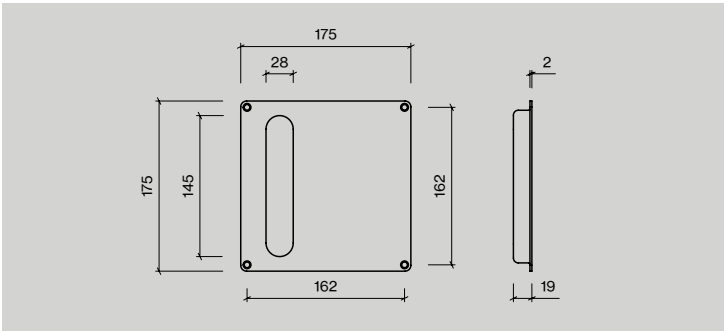
Item no.: 14390002051 14390002077
Description: Ø50(A)mm Ø80(A)mm
Unit: 1pcs 1pcs

Flush pull handle, oval



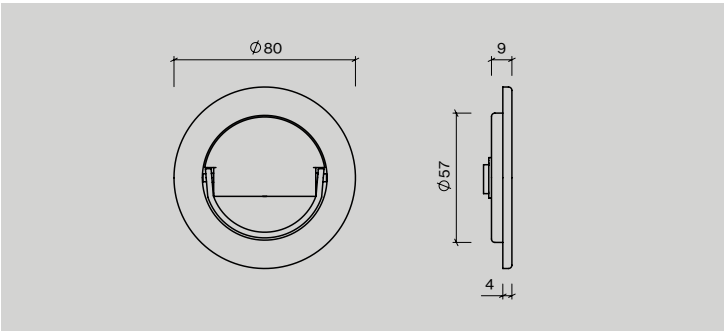

Item no.: 14395002105 14395002164
Description: 50(A)x102(B)mm 58(A)x175(B)mm
Unit: 1pcs 1pcs

Flush pull handle, square



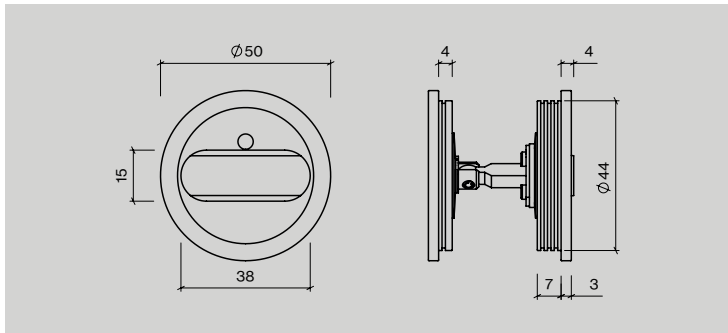
Item no.: 14397002111
Description: 175x175mm
Unit: 1pcs

Duct pull handle



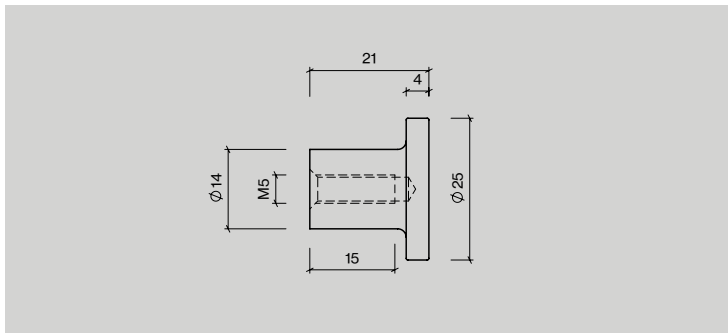
Item no.: 14391002001
Description: Ø80mm, CC38mm, w/ cover, f/8x8mm spindle and M4 section bolts
Unit: 1pcs

Flush pull handle, round – w/ toilet indicator



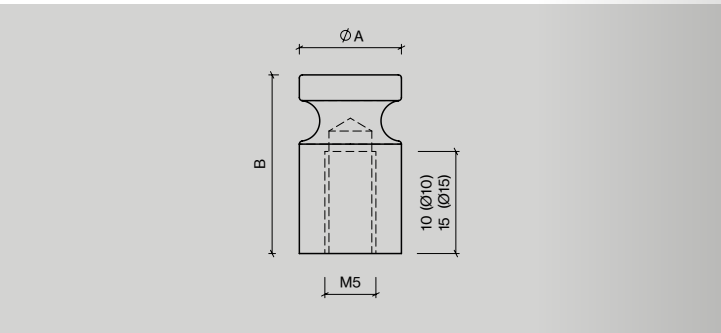
Item no.:	Description:	Unit:
14397402095	5V90, Ø50mm, w/5mm spindle	1set
14397402098	8L90, Ø50mm, w/8mm spindle	1set

Cabinet handle, Ø25



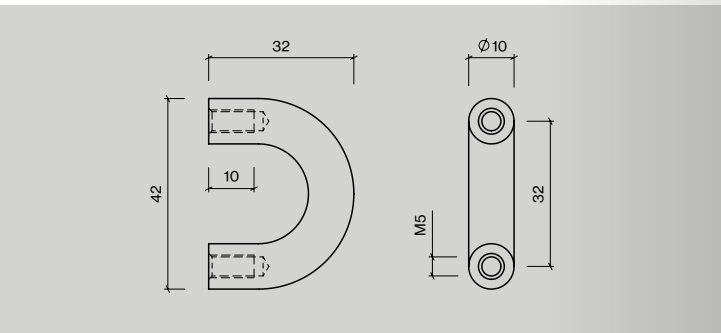
Item no.:	Description:	Unit:
14560002107	Ø25x21mm, thread M5	1pcs

Cabinet handle



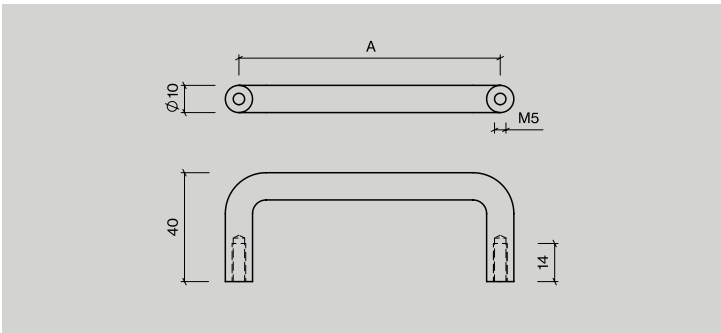

Item no.:	Description:	Unit:
14381602011	Ø10(A)x17.5(B)mm, thread M5	1pcs
14561002101	Ø14(A)x23(B)mm, thread M5	1pcs

Cabinet handle, round



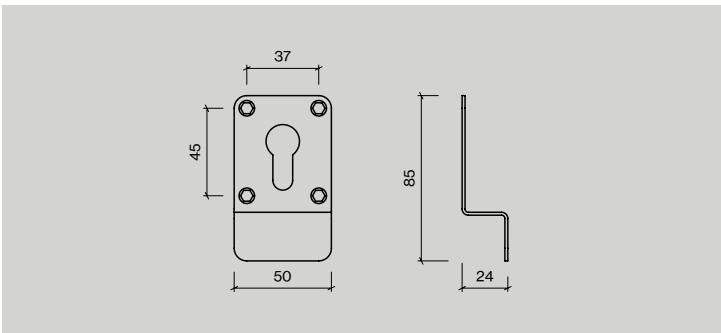
Item no.:	Description:	Unit:
14382202024	Ø10x32mm, projection 32mm	1pcs

Cabinet handle, straight



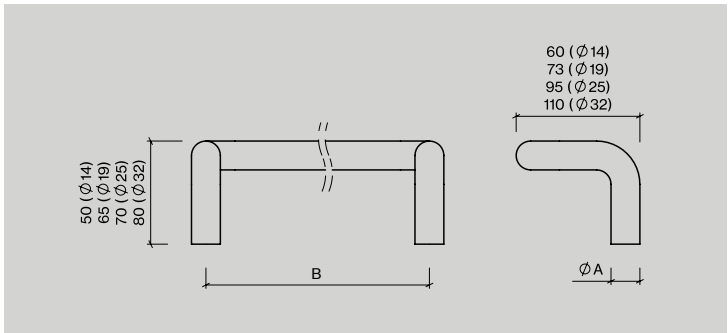

Item no.:	Description:	Unit:
14381202098	Ø10x96(A)mm, thread M5	1pcs
14381202136	Ø10x128(A)mm, thread M5	1pcs
14381202225	Ø10x224(A)mm, thread M5	1pcs
14381202322	Ø10x320(A)mm, thread M5	1pcs
14381202411	Ø10x416(A)mm, thread M5	1pcs
14381202519	Ø10x512(A)mm, thread M5	1pcs

Pull handle w/ PZ cylinder



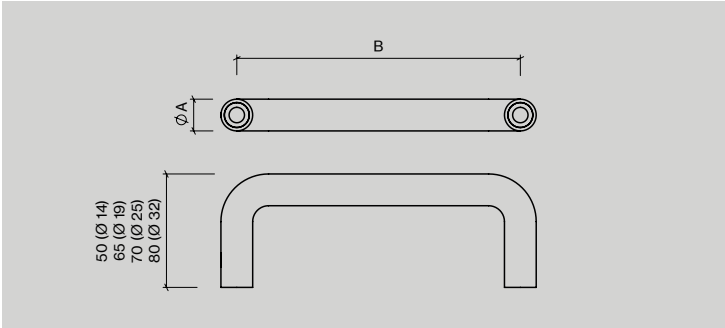
Item no.:	Description:	Unit:
14401002290	85x50x3 mm	1pcs

Pull handle, cranked



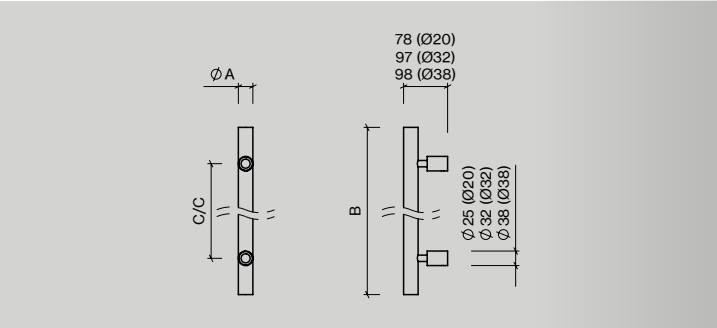
Item no.:	Description:	Unit:
14403202127	Ø14(A)x125(B)mm, thread M8	1pcs
14403202305	Ø14(A)x300(B)mm, thread M8	1pcs
14403202658	Ø14(A)x650(B)mm, thread M8	1pcs
14403402126	Ø14(A)x125(B)mm, bush	1pcs
14403402304	Ø14(A)x300(B)mm, bush	1pcs
14403402657	Ø14(A)x650(B)mm, Bush	1pcs
14423202123	Ø19(A)x125(B)mm, thread M8	1pcs
14423202301	Ø19(A)x300(B)mm, thread M8	1pcs
14423202405	Ø19(A)x400(B)mm, thread M8	1pcs
14423202654	Ø19(A)x650(B)mm, thread M8	1pcs
14423202719	Ø19(A)mm, 0301 - 0400(B)mm, thread M8	1pcs
14423202778	Ø19(A)mm, 0901 - 1000(B)mm, thread M8	1pcs
14423402122	Ø19(A)x125(B)mm, bush	1pcs
14423402301	Ø19(A)x300(B)mm, bush	1pcs
14423402404	Ø19(A)x400(B)mm, bush	1pcs
14423402653	Ø19(A)x650(B)mm, bush	1pcs
14423402718	Ø19(A)mm, 0301 - 0400(B)mm, bush	1pcs
14423402777	Ø19(A)mm, 0901 - 1000(B)mm, Bush	1pcs
14443202308	Ø25(A)x300(B)mm, thread M10	1pcs
14443202651	Ø25(A)x650(B)mm, thread M10	1pcs
14443202766	Ø25(A)mm, 0801 - 0900(B)mm, thread M10	1pcs
14443202774	Ø25(A)mm, 0901 - 1000(B)mm, thread M10	1pcs
14443202799	Ø25(A)mm, 1201 - 1300(B)mm, tread M10	1pcs
14443402307	Ø25(A)x300(B)mm, bush	1pcs
14443402650	Ø25(A)x650(B)mm, bush	1pcs
14443402765	Ø25(A)mm, 0801 - 0900(B)mm, bush	1pcs
14443402773	Ø25(A)mm, 0901 - 1000(B)mm, bush	1pcs
14443402800	Ø25(A)mm, 1201 - 1300(B)mm, bush	1pcs
14463202304	Ø32(A)x300(B)mm, thread M12	1pcs
14463202657	Ø32(A)x650(B)mm, thread M12	1pcs
14463202795	Ø32(A)mm, 1101 - 1200(B)mm, thread M12	1pcs
14463402303	Ø32(A)x300(B)mm, bush	1pcs
14463402656	Ø32(A)x650(B)mm, bush	1pcs
14463402794	Ø32(A)mm, 1101 - 1200(B)mm, bush	1pcs

Pull handle, straight



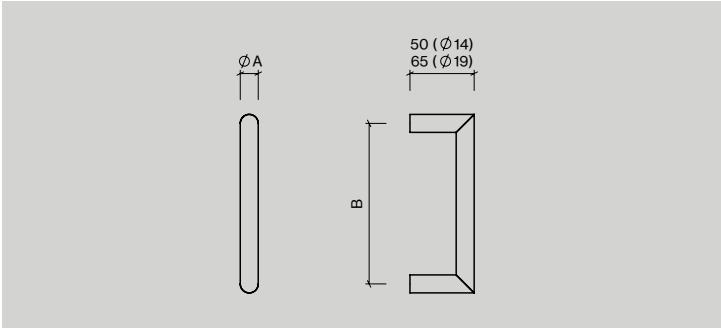
Item no.:	Description:	Unit:
14401202120	Ø14(A)x125(B)mm, thread M8	1pcs
14401202308	Ø14(A)x300(B)mm, thread M8	1pcs
14401202651	Ø14(A)x650(B)mm, thread M8	1pcs
14401202723	Ø14(A)mm, 0401 - 0500(B)mm, thread M8	1pcs
14401402129	Ø14(A)x125(B)mm, bush	1pcs
14401402307	Ø14(A)x300(B)mm, bush	1pcs
14401402650	Ø14(A)x650(B)mm, bush	1pcs
14401402722	Ø14(A)mm, 0401 - 0500(B)mm, bush	1pcs
14421202126	Ø19(A)x125(B)mm, thread M8	1pcs
14421202207	Ø19(A)x200(B)mm, thread M8	1pcs
14421202304	Ø19(A)x300(B)mm, thread M8	1pcs
14421202405	Ø19(A)x400(B)mm, thread M8	1pcs
14421202450	Ø19(A)x450(B)mm, thread M8	1pcs
14421202657	Ø19(A)x650(B)mm, thread M8	1pcs
14421202738	Ø19(A)mm, 0501-0600(B)mm, thread M8	1pcs
14421202746	Ø19(A)mm, 0601-0700(B)mm, thread M8	1pcs
14421202754	Ø19(A)mm, 0701-0800(B)mm, thread M8	1pcs
14421202762	Ø19(A)mm, 0801-0900(B)mm, thread M8	1pcs
14421202771	Ø19(A)mm, 0901-1000(B)mm, thread M8	1pcs
14421402125	Ø19(A)x125(B)mm, bush	1pcs
14421402206	Ø19(A)x200(B)mm, bush	1pcs
14421402303	Ø19(A)x300(B)mm, bush	1pcs
14421402404	Ø19(A)x400(B)mm, bush	1pcs
14421402450	Ø19(A)x450(B)mm, bush	1pcs
14421402656	Ø19(A)x650(B)mm, bush	1pcs
14421402737	Ø19(A)mm, 0501-0600(B)mm, bush	1pcs
14421402745	Ø19(A)mm, 0601-0700(B)mm, bush	1pcs
14421402753	Ø19(A)mm, 0701-0800(B)mm, bush	1pcs
14421402761	Ø19(A)mm, 0801-0900(B)mm, bush	1pcs
14421402770	Ø19(A)mm, 0901-1000(B)mm, bush	1pcs
14421802301	Ø19(A)x300(B)mm, W/ thread M8 and bush	1pcs
14421802654	Ø19(A)x650(B)mm, W/ thread M8 and bush	1pcs
14441202301	Ø25(A)x300(B)mm, thread M10	1pcs
14441202653	Ø25(A)x650(B)mm, thread M10	1pcs
14441202815	Ø25(A)mm, 1301 - 1400(A)mm, thread M10	1pcs
14441402300	Ø25(A)x300(B)mm, bush	1pcs
14441402652	Ø25(A)x650(B)mm, bush	1pcs
14441402814	Ø25(A)mm, 1301 - 1400(B)mm, bush	1pcs
14461202307	Ø32(A)x300(B)mm, thread M12	1pcs
14461202650	Ø32(A)x650(B)mm, thread M12	1pcs
14461202722	Ø32(A)mm, 0401 - 0500(B)mm, thread M12	1pcs
14461202731	Ø32(A)mm, 0501 - 0600(B)mm, thread M12	1pcs
14461402306	Ø32(A)x300(B)mm, bush	1pcs
14461402659	Ø32(A)x650(B)mm, bush	1pcs
14461402721	Ø32(A)mm, 0401 - 0500(B)mm, bush	1pcs
14461402730	Ø32(A)mm, 0501 - 0600(B)mm, bush	1pcs

Pull handle, heavy straight



Item no.:	Description:	Unit:
14431202700	Ø20(A)mm, 0000 - 0300(B)mm, thread M10	1pcs
14431202712	Ø20(A)mm, 0301 - 0500(B)mm, thread M10	1pcs
14431202724	Ø20(A)mm, 0501 - 0700(B)mm, Thread M10	1pcs
14431402701	Ø20(A)mm, 0000 - 0300(B)mm, bush	1pcs
14431402713	Ø20(A)mm, 0301 - 0500(B)mm, bush	1pcs
14431402725	Ø20(A)mm, 0501 - 0700(B)mm, bush	1pcs
14461202010	Ø32(A)mm, 0500 - 0700(B)mm, thread M12	1pcs
14461202044	Ø32(A)mm, 1101 - 1300(B)mm, thread M12	1pcs
14461202109	Ø32(A)mm, 1901 - 2000(B)mm, thread M12	1pcs
14461402019	Ø32(A)mm, 0500 - 0700(B)mm, bush	1pcs
14461402043	Ø32(A)mm, 1101 - 1300(B)mm, bush	1pcs
14461402108	Ø32(A)mm, 1901 - 2000(B)mm, bush	1pcs
14481202010	Ø38(A)mm, 0000 - 0700(B)mm, thread M12	1pcs
14481202028	Ø38(A)mm, 0701 - 0900(B)mm, thread M12	1pcs
14481202036	Ø38(A)mm, 0901 - 1100(B)mm, thread M12	1pcs
14481202044	Ø38(A)mm, 1101 - 1300(B)mm, thread M12	1pcs
14481202052	Ø38(A)mm, 1301 - 1500(B)mm, thread M12	1pcs
14481202061	Ø38(A)mm, 1501 - 1600(B)mm, thread M12	1pcs
14481202087	Ø38(A)mm, 1701 - 1800(B)mm, thread M12	1pcs
14481202109	Ø38(A)mm, 1901 - 2000(B)mm, thread M12	1pcs
14481202125	Ø38(A)mm, 2101 - 2200(B)mm, thread M12	1pcs
14481202133	Ø38(A)mm, 2201 - 2300(B)mm, thread M12	1pcs
14481202141	Ø38(A)mm, 2301 - 2400(B)mm, thread M12	1pcs
14481202150	Ø38(A)mm, 2401 - 2500(B)mm, thread M12	1pcs
14481202168	Ø38(A)mm, 2501 - 2600(B)mm, thread M12	1pcs
14481202170	Ø38(A)mm, 2601 - 2700(B)mm, thread M12	1pcs
14481202180	Ø38(A)mm, 2701 - 2800(B)mm, thread M12	1pcs
14481202190	Ø38(A)mm, 2801 - 2900(B)mm, thread M12	1pcs
14481202200	Ø38(A)mm, 2901 - 3000(B)mm, thread M12	1pcs
14481402019	Ø38(A)mm, 0000 - 0700(B)mm, bush	1pcs
14481402027	Ø38(A)mm, 0701 - 0900(B)mm, bush	1pcs
14481402035	Ø38(A)mm, 0901 - 1100(B)mm, bush	1pcs
14481402043	Ø38(A)mm, 1101 - 1300(B)mm, bush	1pcs
14481402051	Ø38(A)mm, 1301 - 1500(B)mm, bush	1pcs
14481402060	Ø38(A)mm, 1501 - 1600(B)mm, bush	1pcs
14481402086	Ø38(A)mm, 1701 - 1800(B)mm, bush	1pcs
14481402108	Ø38(A)mm, 1901 - 2000(B)mm, bush	1pcs
14481402124	Ø38(A)mm, 2101 - 2200(B)mm, bush	1pcs
14481402132	Ø38(A)mm, 2201 - 2300(B)mm, bush	1pcs
14481402141	Ø38(A)mm, 2301 - 2400(B)mm, bush	1pcs
14481402159	Ø38(A)mm, 2401 - 2500(B)mm, bush	1pcs
14481402167	Ø38(A)mm, 2501 - 2600(B)mm, bush	1pcs
14481402170	Ø38(A)mm, 2601 - 2700(B)mm, bush	1pcs
14481402180	Ø38(A)mm, 2701 - 2800(B)mm, bush	1pcs
14481402190	Ø38(A)mm, 2801 - 2900(B)mm, bush	1pcs
14481402200	Ø38(A)mm, 2901 - 3000(B)mm, bush	1pcs

Pull handle, mitred

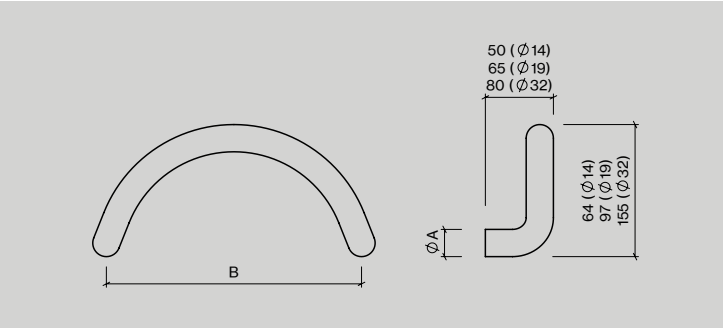



Item no.:	Description:	Unit:
14402202125	14FF, Ø14(A)x125(B)mm, thread M8	1pcs
14402202300	14FF, Ø14(A)x300(B)mm, thread M8	1pcs
14402202650	14FF, Ø14(A)x650(B)mm, thread M8	1pcs
14402402125	14FF, Ø14(A)x125(B)mm, bush	1pcs
14402402300	14FF, Ø14(A)x300(B)mm, bush	1pcs
14402402650	14FF, Ø14(A)x650(B)mm, bush	1pcs
14422202200	19FF, Ø19(A)x200(B)mm, thread M8	1pcs
14422202300	19FF, Ø19(A)x300(B)mm, thread M8	1pcs
14422202400	19FF, Ø19(A)x400(B)mm, thread M8	1pcs
14422202650	19FF, Ø19(A)x650(B)mm, thread M8	1pcs
14422402200	19FF, Ø19(A)x200(B)mm, bush	1pcs
14422402300	19FF, Ø19(A)x300(B)mm, bush	1pcs
14422402400	19FF, Ø19(A)x400(B)mm, bush	1pcs
14422402650	19FF, Ø19(A)x650(B)mm, bush	1pcs

Pull handle, straight – on back plate



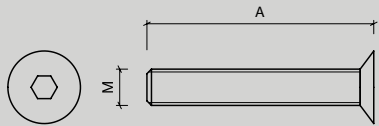
Pull handle, circular



Item no.:	Description:	Unit:
14405202124	Ø14(A)x125(B)mm, thread M8	1pcs
14405402123	Ø14(A)x125(B)mm, bush	1pcs
14425202201	Ø19(A)x200(B)mm, thread M8	1pcs
14425402201	Ø19(A)x200(B)mm, bush	1pcs
14465202301	Ø32(A)x300(B)mm, thread M12	1pcs
14465402301	Ø32(A)x300(B)mm, bush	1pcs
14401102125	Ø14(A)x125(B)mm, on back plate 175x60(C)x2mm	1pcs
14401302124	Ø14(A)x125(B)mm, on back plate 175x175(C)x2mm	1pcs
14421102121	Ø19(A)x125(B)mm, on back plate 175x60(C)x2mm	1pcs
14421302121	Ø19(A)x125(B)mm, on back plate 175x175(C)x2mm	1pcs

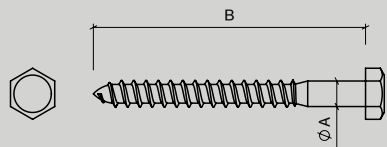
Pull handles
accessories

Allen key bolt



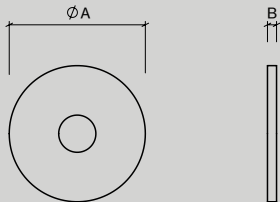
Item no.:	Description:	Unit:
14490202405	M8x40(A)mm, DIN 7991 RS A4	1pcs
14490202502	M8x50(A)mm, DIN 7991 RS A4	1pcs
14490202600	M8x60(A)mm, DIN 7991 RS A4	1pcs
14490302604	M10x60(A)mm, DIN 7991 RS A4	1pcs
14490402609	M12x60(A)mm, DIN 7991 RS A4	1pcs
14970602670	M6x70(A)mm, w/unbraco	1pcs

Hexagon head bolt



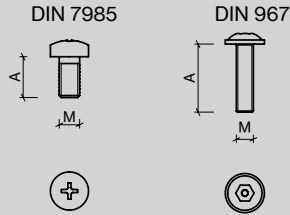
Item no.:	Description:	Unit:
14491092808	Ø8(A)x80(B)mm	1pcs
14491191601	Ø10(A)x60(B)mm	1pcs

Thrust rose



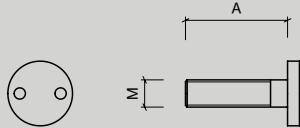
Item no.:	Description	Unit:
14496002084	Ø30(A)x2(B)mm, hole 8.2mm	1pcs
14495302009	Ø30(A)x2(B)mm, w/bush, Ø11x21.5mm	1pcs
14496102089	Ø50(A)x3(B)mm, hole 8.2mm, f/Ø19-25mm pulls	1pcs
14496102101	Ø50(A)x3(B)mm, hole 10.2mm, f/Ø19-25mm pulls	1pcs
14496102127	Ø50(A)x3(B)mm, hole 12.2mm, f/Ø32-38mm pulls	1pcs

Machine screw



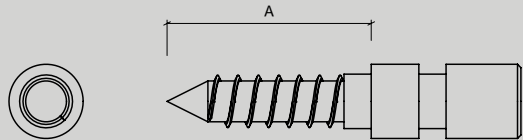
Item no.:	Description:	Unit:
14970602063	M3x6(A)mm, DIN7985	1pcs
14490092201	M5x20(A)mm, f/cabinet handle, DIN967	1pcs
14490092308	M5x30(A)mm, f/cabinet handle, DIN967	1pcs

Threaded bolt



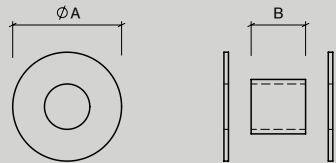
Item no.:	Description:	Unit:
14492002306	M8x30(A)mm, w/cylinder head (pig nose bolt)	1pcs
14492002608	M8x60(A)mm, w/cylinder head (pig nose bolt)	1pcs
14492002900	M8x90(A)mm, w/cylinder head (pig nose bolt)	1pcs
14492202607	M10x60(A)mm, w/cylinderhead (pig nose bolt)	1pcs
14492202909	M10x90(A)mm, w/cylinder head (pig nose bolt)	1pcs
14492102301	M12x30(A)mm, w/cylinder head (pig nose bolt)	1pcs
14492102602	M12x60(A)mm, w/cylinder head (pig nose bolt)	1pcs
14492102106	M12x100(A)mm, w/cylinder head (pig nose bolt)	1pcs

Bush head screw f/wood



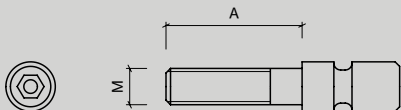
Item no.:	Description:	Unit:
14495592309	Ø10x8x30(A)mm, f/Ø14/19mm pulls	1pcs
14495592554	Ø10x8x55(A)mm, f/Ø14/19mm pulls	1pcs

Fittings f/ glass door



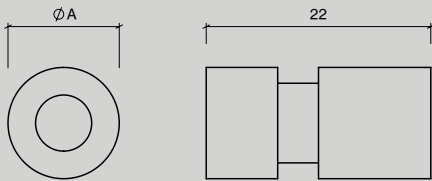
Item no.:	Description:	Unit:
14496500301	F/Ø19mm pulls	1set
14496500351	F/Ø25mm pulls	1set
14496500505	F/Ø32/38mm pulls	1set
14496500408	F/Ø14/19mm pulls that has Ø30mm thrust rose	1set
14496500700	F/Ø32/38mm pulls that has Ø50mm thrust rose	1set

Bush head bolt



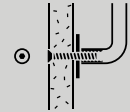
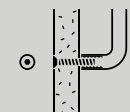
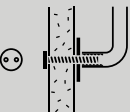
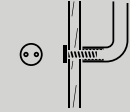
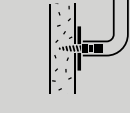
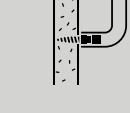
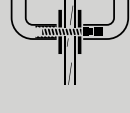
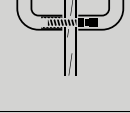

Item no.:	Description:
14491592380	M8x30(A)mm, f/Ø14/19mm pulls
14491592584	M8x58(A)mm, f/Ø14/19mm pulls
14491592983	M8x98(A)mm, f/Ø14/19mm pulls
14491592991	M8x120(A)mm, f/Ø14/19mm pulls
14491792109	M10x100(A)mm, f/Ø25/20mm pulls
14491792605	M10x60(A)mm, f/Ø25/20mm pulls
14491692104	M12x100(A)mm, f/Ø32/38mm pulls
14491692309	M12x30(A)mm, f/Ø32/38mm pulls
14491692601	M12x60(A)mm, f/Ø32/38mm pulls

Bush f/ pulls



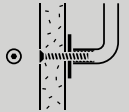
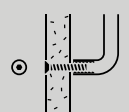
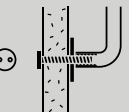
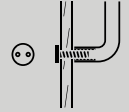
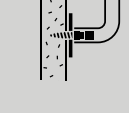
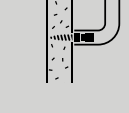
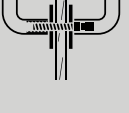
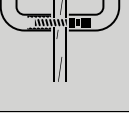

Item no.:	Description:	Unit:
14495000002	Ø10.9(A)x22x5.5mm, f/Ø14/19mm pulls, countersunk	1pcs
14495492002	Ø19.9(A)x22x10mm, f/Ø32/38mm pulls, countersunk	1pcs

Pull handle fixing guide
accessories f/ pulls, Ø14 & Ø19mm

	Description	Item no.	Length	Qty
Machine screw 	Screw	14490202308	30mm	2 Pcs
		14490202405	40mm	2 Pcs
		14490202502	50mm	2 Pcs
		14490202600	60mm	2 Pcs
		14496002084	Thrust rose, Ø50mm	2 Pcs
	Screw	14490202308	30	2 Pcs
		14490202405	40	2 Pcs
		14490202502	50	2 Pcs
		14490202600	60	2 Pcs
Pignose bolt 	Bolt	14492002306	30	2 Pcs
		14492002608	60	2 Pcs
		14492002900	90	2 Pcs
		14496002084	Thrust rose, Ø30	2 Pcs
	Timber	14496002084	Glass fitting f/trust rose	2 Pcs
		14496500408		1 Pcs
	Bolt	14492002306	30	2 Pcs
		14492002608	60	2 Pcs
		14492002900	90	2 Pcs
Coach screw 	*Glas	14496500106	Glass fitting, Ø14	1 Pcs
		14496500301	Glass fitting , Ø19	1 Pcs
	Screw	14495592309	30	2 Pcs
		14495592554	55	2 Pcs
		14495000002		2 Pcs
		14496002084	Thrust rose, Ø30	2 Pcs
	Bush	14495592309	60	2 Pcs
		14495592554	80	2 Pcs
		14495000002		2 Pcs
Back to back 	Bolt	14491592380	30	2 Pcs
		14491592584	58	2 Pcs
		14491592983	98	2 Pcs
		14491592991	120	2 Pcs
		14496002084	Thrust rose, Ø30	4 Pcs
	Timber	14496002084	Thrust rose, Ø30	4 Pcs
		14496500408		1 Pcs
	*Glass	14496002084	Thrust rose, Ø30	4 Pcs
		14496500408		1 Pcs
	Bolt	14491592380	30	2 Pcs
		14491592584	58	2 Pcs
		14491592983	98	2 Pcs
		14491592991	12	2 Pcs
	*Glass	14496500106	Ø14	1 Pcs
		14496500301	Ø19	1 Pcs

*For glass doors with predrilled Ø12mm hole

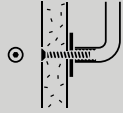
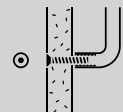
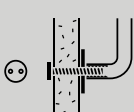
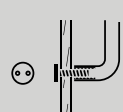
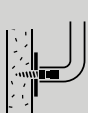
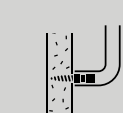
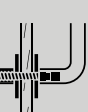
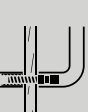

Pull handle fixing guide
accessories f/ pulls, Ø25mm

	Description	Item no.	Length	Qty
Machine screw 	Screw	14490202308	30mm	2 Pcs
		14490202405	40mm	2 Pcs
		14490202502	50mm	2 Pcs
		14490202600	60mm	2 Pcs
		14496002084	Thrust rose, Ø50mm	2 Pcs
	Screw	14490202308	30	2 Pcs
		14490202405	40	2 Pcs
		14490202502	50	2 Pcs
		14490202600	60	2 Pcs
Pignose bolt 	Bolt	14492002306	30	2 Pcs
		14492002608	60	2 Pcs
		14492002900	90	2 Pcs
		14496002084	Thrust rose, Ø30	2 Pcs
	Timber	14496002084	Glass fitting f/trust rose	2 Pcs
		14496500408		1 Pcs
	*Glas	14496500106	Glass fitting, Ø14	1 Pcs
		14496500301	Glass fitting , Ø19	1 Pcs
Coach screw 	Screw	14495592309	30	2 Pcs
		14495592554	55	2 Pcs
		14495000002		2 Pcs
		14496002084	Thrust rose, Ø30	2 Pcs
	Bush	14495592309	60	2 Pcs
		14495592554	80	2 Pcs
		14495000002		2 Pcs
Back to back 	Bolt	14491592380	30	2 Pcs
		14491592584	58	2 Pcs
		14491592983	98	2 Pcs
		14491592991	120	2 Pcs
		14496002084	Thrust rose, Ø30	4 Pcs
	Timber	14496002084	Thrust rose, Ø30	4 Pcs
		14496500408		1 Pcs
	*Glass	14496002084	Thrust rose, Ø30	4 Pcs
		14496500408		1 Pcs
	Bolt	14491592380	30	2 Pcs
		14491592584	58	2 Pcs
		14491592983	98	2 Pcs
		14491592991	12	2 Pcs
	*Glass	14496500106	Ø14	1 Pcs
		14496500301	Ø19	1 Pcs

*For glass doors with predrilled Ø14mm hole

Pull handle fixing guide

accessories f/ pulls, Ø32 & Ø38 mm

	Description	Item no.	Length	Qty
Machine screw		14490402501	50	2 Pcs
		14490402609	60	2 Pcs
		14496102127	Thrust rose, Ø50	2 Pcs
		14490402501	50	2 Pcs
		14490402609	60	2 Pcs
Pignose bolt		14492102301	30	2 Pcs
		14492102602	60	2 Pcs
		14492102106	100	2 Pcs
		14496500700	Thrust rose, Ø50	2 Pcs
			Ø32/38 w/50 rose	2 Pcs
Coach screw		14492102301	30	2 Pcs
		14492102602	60	2 Pcs
		14492102106	100	2 Pcs
		14496500505	Thrust rose, Ø50	1 Pcs
			Ø32/38	
Coach screw		14491191601	60	2 Pcs
		14491191806	80	2 Pcs
		14495492002	Thrust rose, Ø50	2 Pcs
		14496102127	Thrust rose, Ø50	2 Pcs
Back to back		14491191601	60	2 Pcs
		14491191806	80	2 Pcs
		14495492002	Thrust rose, Ø50	2 Pcs
		14496102127	Thrust rose, Ø50	2 Pcs
Back to back		14491692309	30	2 Pcs
		14491692601	60	2 Pcs
		14491692104	100	2 Pcs
		14496500700	Thrust rose, Ø50	2 Pcs
			Ø32/38 w/50 rose	4 Pcs
		14496500700	Thrust rose, Ø50	2 Pcs
			Ø32/38 w/50 rose	4 Pcs
		14496500505	Thrust rose, Ø50	1 Pcs
			Ø32/38	

*For glass doors with predrilled Ø16mm hole






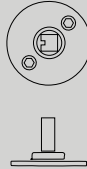
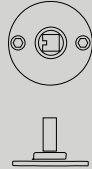
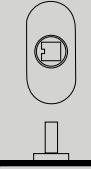

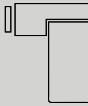

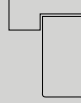















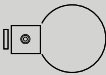








Knob handles





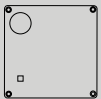
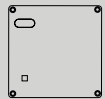






























Turn, twist or pull; our family of door knobs offers a solution for every kind of aesthetic and need. Available as part of our Hardware – so named because its products are designed for constant use.

Choose between dummy function (fixed installation for a push/pull effect), with a spindle (for latch and release), on a rose or on a backplate. The options are numerous, and in this section, you'll find an overview of some the possibilities offered within our portfolio of knob handles with its supporting partners.

We're proud to say that pieces like this never need to be bought for a purpose more than once.



Pair with		14325802381 Rose f/dummy knob Ø50mm w/ snap on cover, CC38mm w/M4 bush	14325902900 Rose f/dummy knob Ø50mm w/ snap on cover, CC30/38mm w/ fixed spindle	14325902101 Rose f/dummy knob Ø50mm, LH, solid, CC30mm w/8x8mm spindle	14325902102 Rose f/dummy knob Ø50mm, RH, solid, CC30mm w/8x8mm spindle	14325902203 Rose f/dummy knob Ø50mm, solid, CC38mm w/8x8mm spindle	14326702900 Rose f/dummy oval 30x65mm, w/ snap on cover, CC50mm w/8x8mm spindle	14326702400 Rose f/dummy oval 30x65mm, solid, CC50mm w/8x8mm spindle
Knob handles								
	14171002800 Knob handle Offset dummy w/M6 threaded bolt							
	14171002908 Knob handle Offset half w/o rose f/8x8mm							
	14301002800 Cylindrical Knob Handle dummy w/o rose, w/M6							
	14301002900 Cylindrical Knob Handle w/o rose f/8x8mm							
	14311002800 Ball knob handle Ø50 half set f/dummy function M6"							
	14311002900 Ball knob handle half set w/o rose, f/8x8mm							









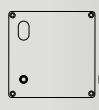



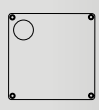

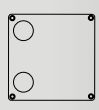


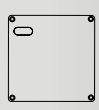


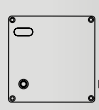

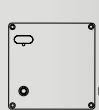

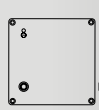
14355002010 Back plate w/ dummy function w/o cylinder hole, 210x60x3mm	14355002290 Back plate w/ dummy function w/hole f/cylinder ring, X= 111mm	14355002130 Back plate w/ dummy function, w/thumb turn, X=105mm, 210x60mm	14357502038 LH 14357502020 RH Back plate AE w/ dummy function 175x175x3mm	14357502305 LH 14357502313 RH Back plate CH w/ dummy function 175x175x3mm	14357502151 LH 14357502143 RH Back plate GE w/ dummy function 175x175x3mm	14350202010 Back plate AA w/dummy function 210x60x3mm f/DIN	14350102182 Back plate AA w/dummy function 210x42x3mm f/DIN	14351502010 Back plate AA w/dummy function 210x30x3mm f/DIN
								
								
								
								









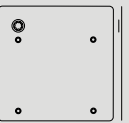



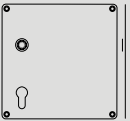
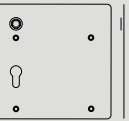



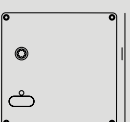
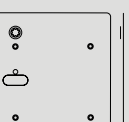



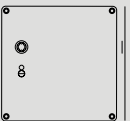
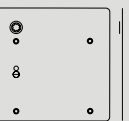



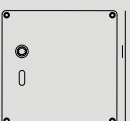

Back plates

Our lever handles find a supportive partner in the matching back plate by Knud Holscher. Beautifully proportioned, with a long section below the handle to support a hand pushing the door open, our plates are also realised in our signature satin stainless steel.

The finish is achieved through a laborious – but very worthwhile! – process of grinding and polishing four times.



SKA back plates	210x60x2mm	210x30x3mm, narrow	175x175x2mm, square*
Blind	 14370102008	 14366002015	 14377602006
AE w/lever hole X=105 mm	 14365002011	 14366002023	 14367502020 RH 14367502038 LH
CE CF w/ oval cylinder & lever hole	 14365002097	 14366002097 X=105 14366002031 X=115	 14367502101 RH X=105 14367502119 LH X=105
CH w/round cylinder & lever hole	 14365002291		 14367502305 RH 14367502313 LH
CH w/round cylinder w/o lever hole	 14365002280		 14377602305 RH 14377602313 LH
CH w/ 2x round cylinder holes X=111	 14365002170		 14367502211 RH 14367502311 LH
GF w/thumb turn X=105	 14365002100	 14366002066	 14367502250 RH 14367502350 LH
GE w/thumb turn & lever hole X=105	 14365002135	 14366002135 X=105 14366002040 X=115	 14367502143 RH 14367502151 LH
Toilet indicator w/ thumb turn VE5V90 X=105	 14365002453		 14367502461 RH 14367502470 LH
Toilet indicator w/ marking TE5V90 X=105	 14365002411		 14367502429 RH 14367502437 LH

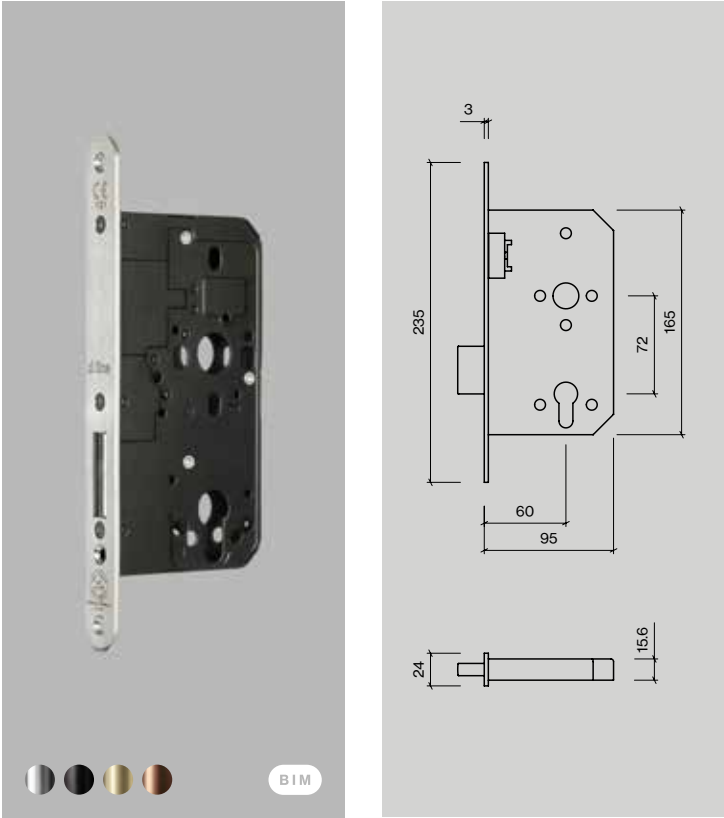
DIN back plates	210x60x2mm	210x42x2mm	170x60x2mm	175x175x2mm, square*	175x175x2mm, square*
Blind	 14370102008	 14360102100	 14361502005	 14377602006	
AA w/lever hole	 14360202012	 14360102101	 14361502010	 14362502021 RH 14362502030 LH	 14363602020 RH 14363602038 LH
W/PZ cylinder	 14360202205 X=55 14360202250 X=70 14360202292 X=72 14360202381 X=88 14360202211 X=92	 14360102355 X=55 14360102365 X=70 14360102372 X=72 14360102385 X=88 14360102395 X=92	 14361502974 X=55 14361502280 X=70 14361502290 X=72 14361502383 X=88 14361502292 X=92	 14362502205 X=55 RH 14362502213 X=55 LH 14362502307 X=72 RH 14362502315 X=72 LH	 14363602305 X=72 RH 14363602313 X=72 LH
Toilet indicator VA8L90	 14360202450 X=55 14360202453 X=57 14360202460 X=63 14360202454 X=72 14360202551 X=78	 14360102455, X=55 14360102457 X=57 14360102463 X=63 14360102472 X=72 14360102478 X=78	 14361502455 X=55 14361502457 X=57 14361502463 X=63 14361502472 X=72 14361502516 X=78	 14362502477 X=63 RH 14362502476 X=63 LH 14362502480 X=72 RH 14362502498 X=72 LH	 14363602569 X=78 RH 14363602577 X=78 LH
Toilet indicator TB8L90	 14360202403 X=55 14360202407 X=57 14360202409 X=63 14360202411 X=72 14360202519 X=78	 14360102405 X=55 14360102407 X=57 14360102410 X=63 14360102413 X=72 14360102417 X=78	 14361502405 X=55 14361502407 X=57 14361502410 X=63 14361502413 X=72 14361502417 X=78	 14362502441 X=63 RH 14362502445 X=63 LH 14362502447 X=72 RH 14362502455 X=72 LH	 14363602526 X=78 RH 14363602534 X=78 LH
W/oval key hole	 14360202050 X=57 14360202055 X=72 14360202060 X=92	 14360102256 X=57 14360102272 X=72 14360102292 X=92	 14361502050 X=57 14361502052 X=72	 14362502105 X=57 RH 14362502110 X=57 LH 14362502115 X=72 RH 14362502120 X=72 LH	 14363602062 X=72 RH 14363602071 X=72 LH

*Square 175x175mm back plate illustrations are shown in right hand (RH).

Locks and hinges

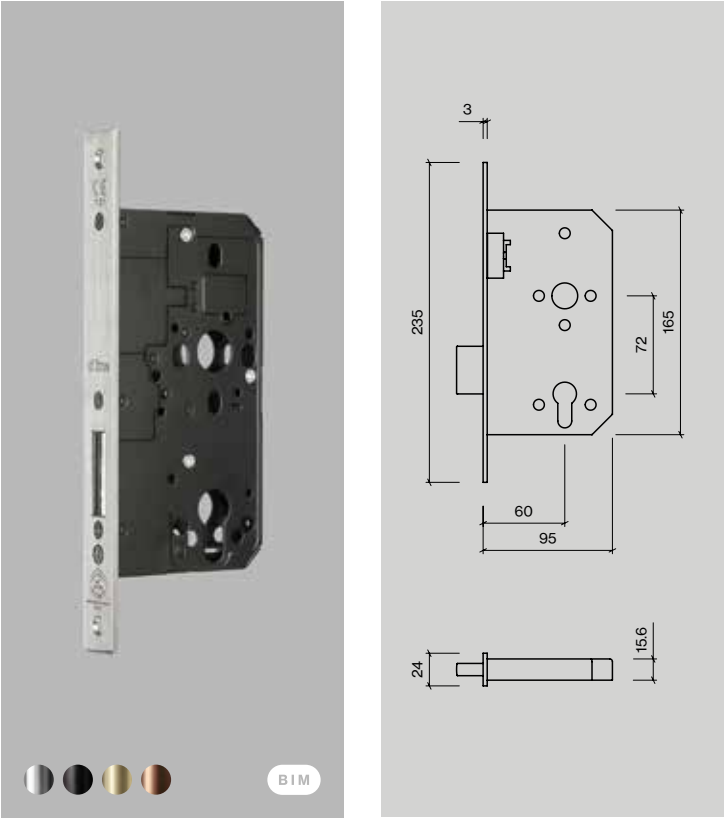
Our locks and hinges are realised in tough, hardworking materials – to be used, turned, pulled, pushed, pressed, flipped and hung from, forever.

Dead lock, round



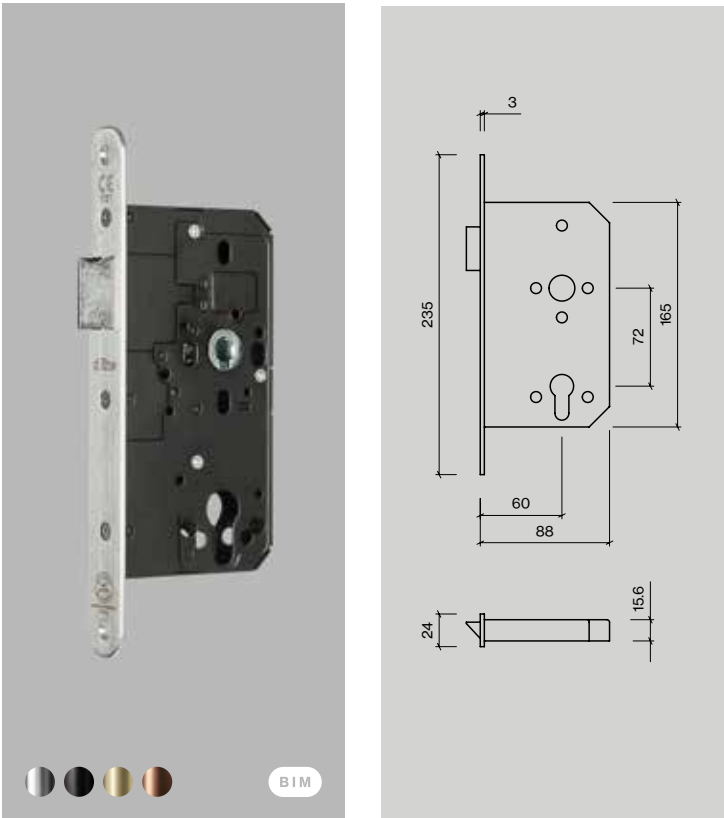
Item no.: 14921602600
Description: 60mm, PZ 72mm, w/strong spring + strike plate
Unit: 1pcs

Dead lock, square



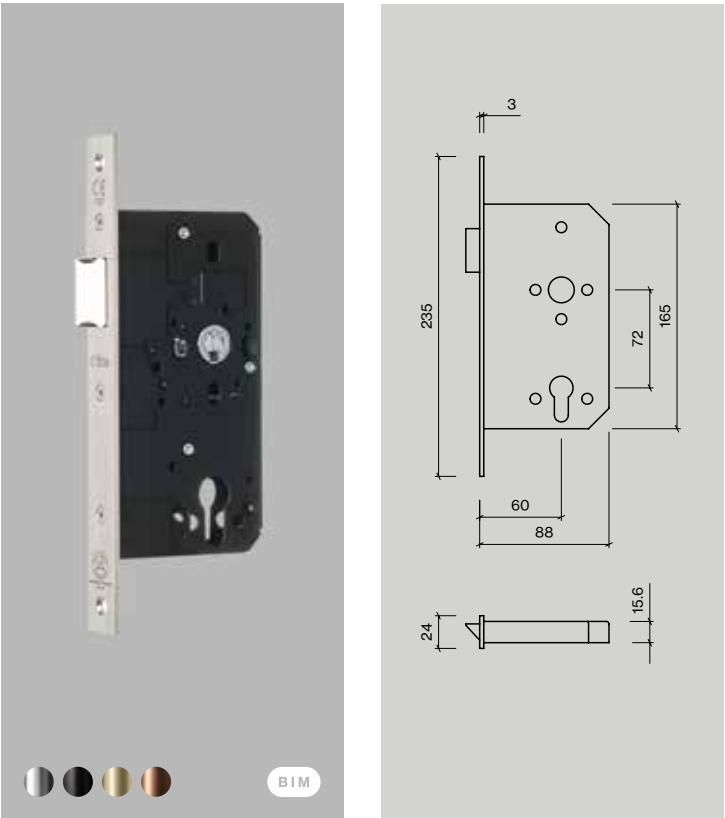
Item no.: 14921702600
Description: 60mm, PZ 72mm, w/strong spring + strike plate
Unit: 1pcs

Latch lock, round



Item no.: 14921402600
Description: 60mm, w/strong spring + strike plate
Unit: 1pcs

Latch lock, square



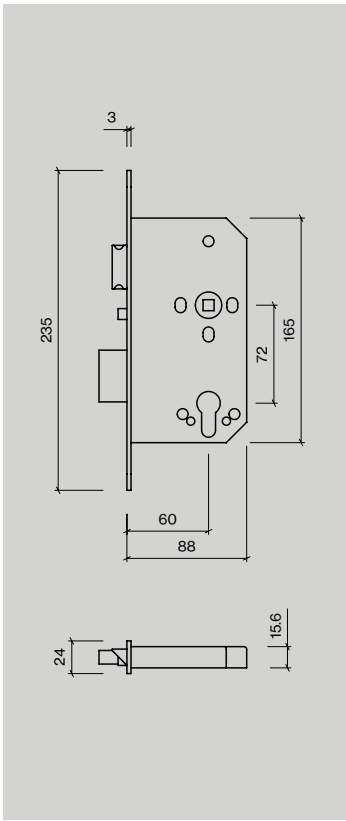
Item no.: 14921502600
Description: 60mm, w/strong spring + strike plate
Unit: 1pcs

Panic lock, round



Item no.: 14925002600
Description: 60mm, PZ 72mm, w/strike plate

Unit: 1pcs

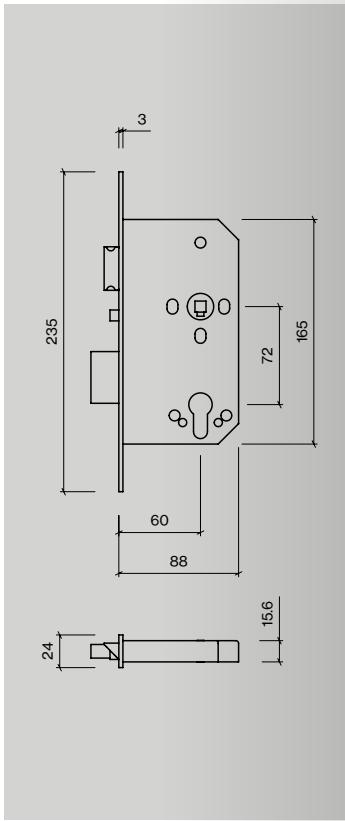


Panic lock, square



Item no.: 14925102600
Description: 60mm, PZ 72mm, w/strike plate

Unit: 1pcs

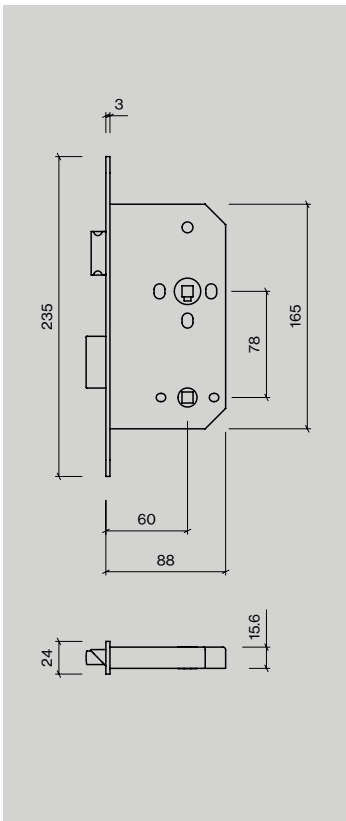


WC lock, round



Item no.: 14921202600
Description: 60mm, 78/8, w/strong spring + strike plate

Unit: 1pcs

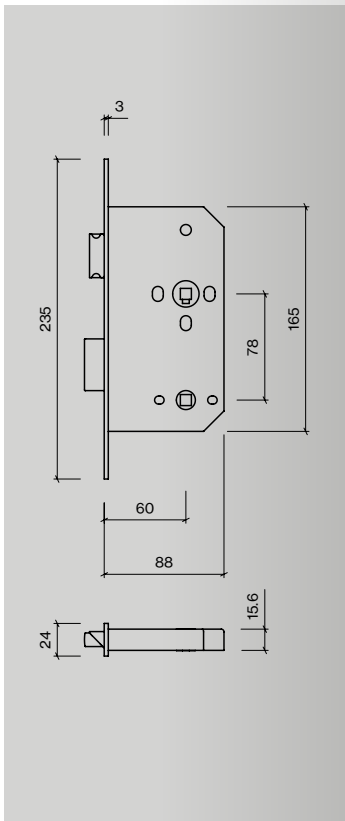


WC lock, square



Item no.: 14921302600
Description: 60mm, 78/8, w/strong spring + strike plate

Unit: 1pcs

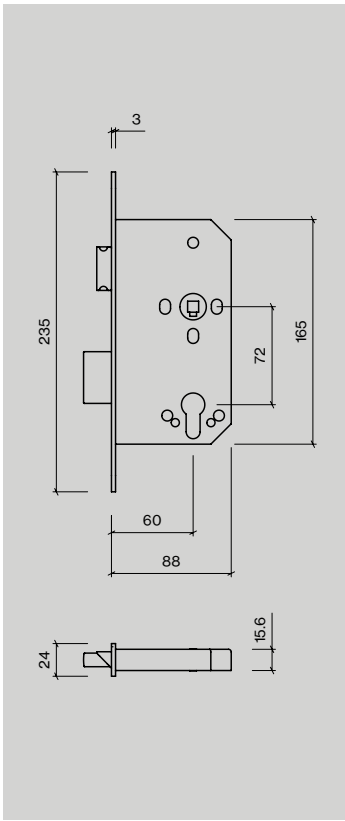


Sash lock, round



Item no.: 14921002600
Description: 60mm, PZ 72mm, w/strong spring + strike plate

Unit: 1pcs

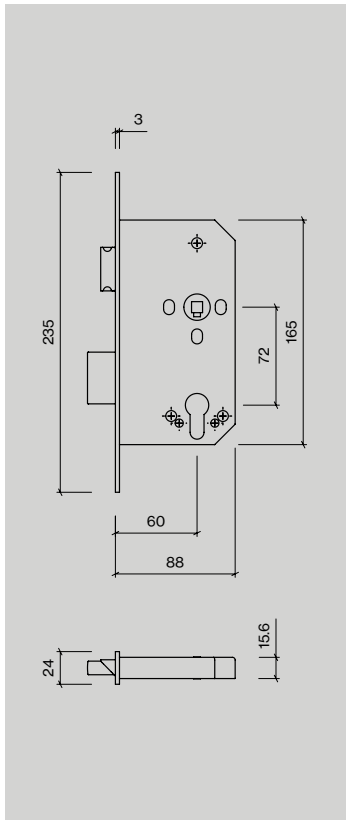


Sash lock, square



Item no.: 14921102600
Description: 60mm, PZ 72mm, w/strong spring + strike plate

Unit: 1pcs

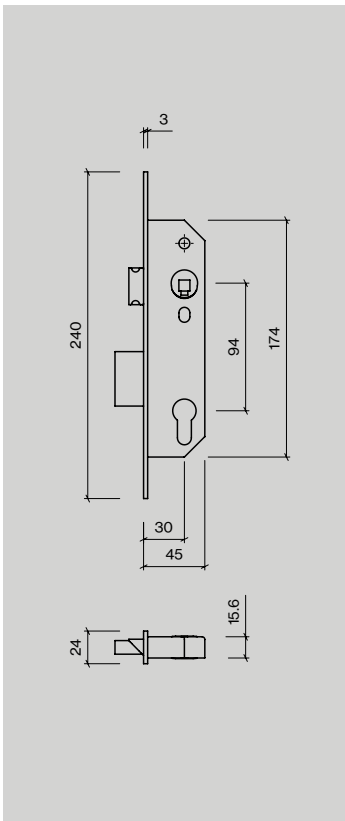


Sash lock, narrow

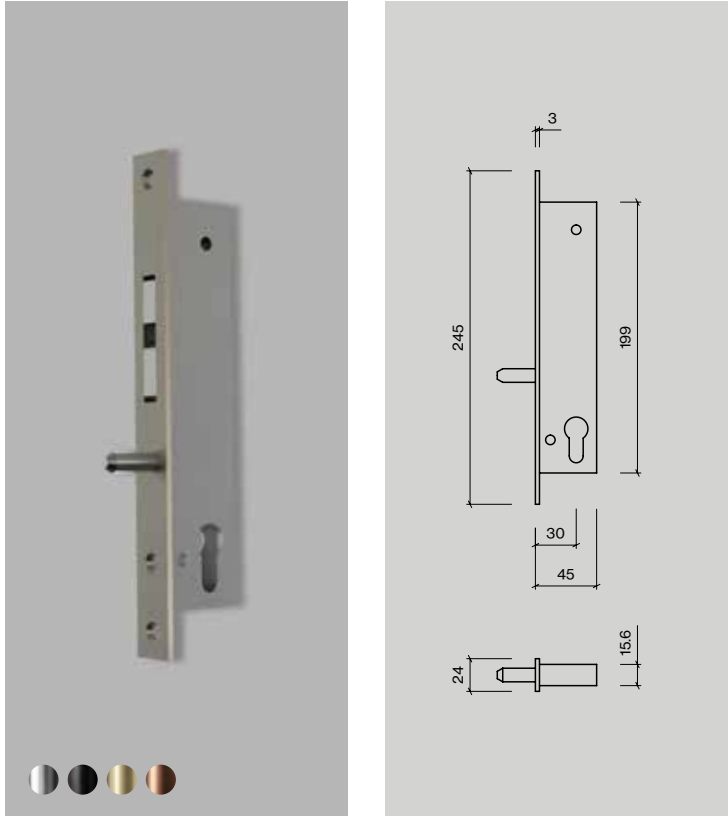


Item no.: 14921102030
14921102031
Description: 30mm, KA 92mm
Strike plate f/narrow sash lock

Unit: 1pcs
1pcs



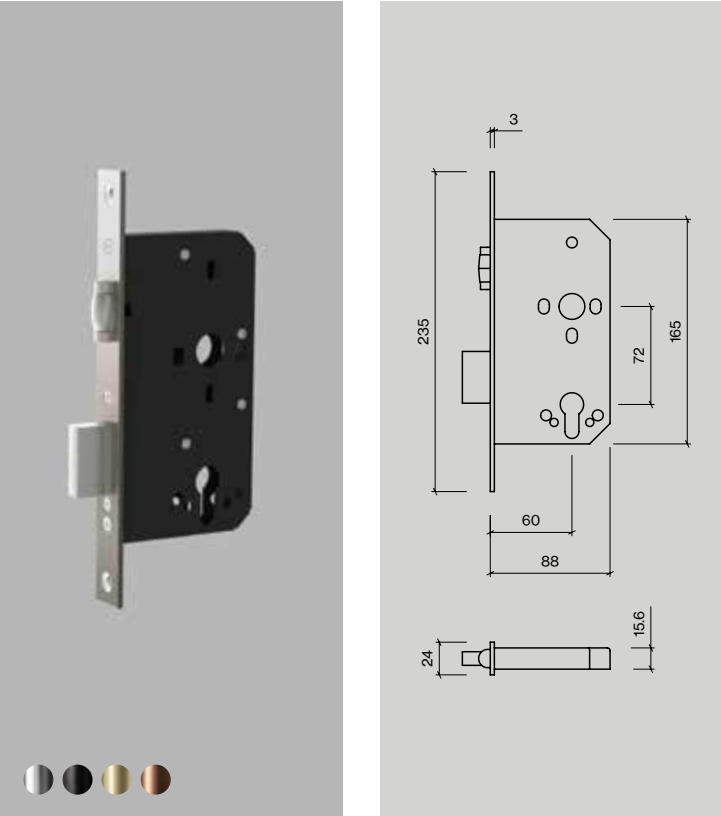
Narrow hook bolt lock



Item no.: 14906302300
Description: 30mm, reversable, square, w/strike

Unit: 1pcs

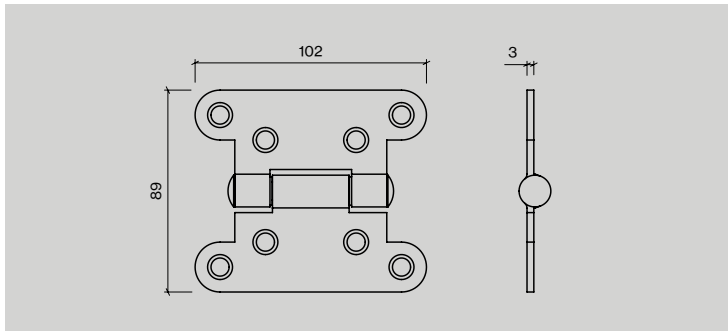
Rollerbolt lock



Item no.: 14923102600
Description: 60mm, PZ 72mm, w/strong spring + strike plate

Unit: 1pcs

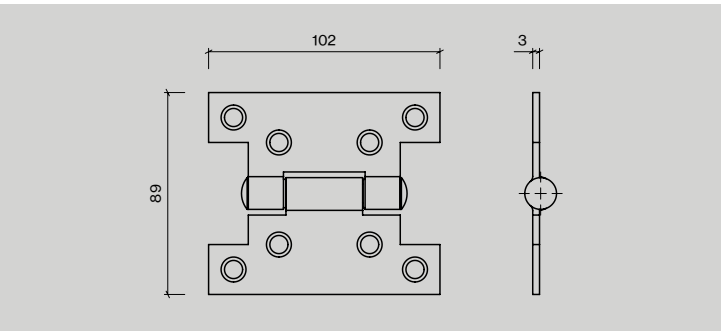
Round butt hinge



Item no.: 14500302000
Description: 102x35x3mm

Unit: 1pcs

Square butt hinge



Item no.: 14500302001
Description: 102x35x3mm

Unit: 1pcs



d line — Knud Holtscher collection

Door closers

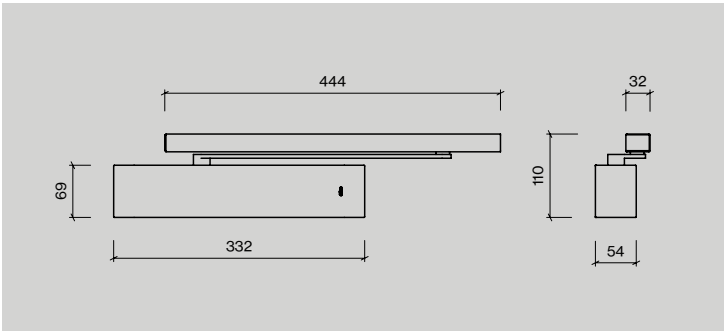
We have worked with leading door control experts because we believe that every one of a building's practical details should be a perfectly performing whole, so their unseen elements – however microscopic – should be of the very best quality and design.

This means we can provide a small programme of door closers, to meet the need of internal doors across the world.

The external design and finish has been created for d line by Knud Holscher, who designed our launch collection back in 1971. Like every d line product, these designs are minimal and enduring, handcrafted in superb quality materials to superb quality standards.

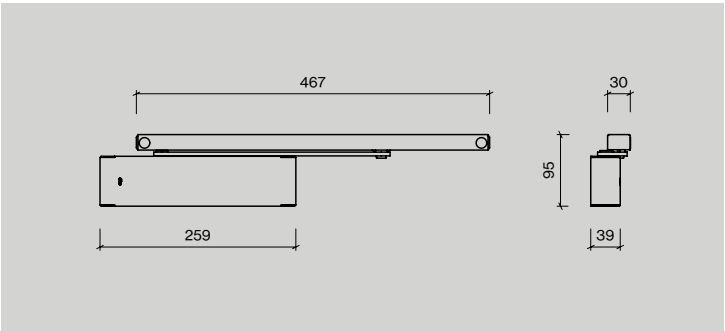
- Knud Holscher design
- dormakaba advanced technology (item 14539402003)
- AISI 316 stainless steel
- CE-certified (all); certifiere-certified (item 14539402003)
- Swift, simple installation

Sliding channel door closer



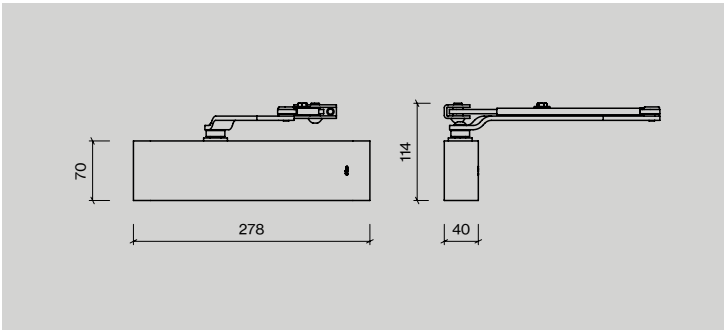
Item no.: 14539402003 Description: TS 92 B EN 1-4 Unit: 1pcs

Sliding channel door closer



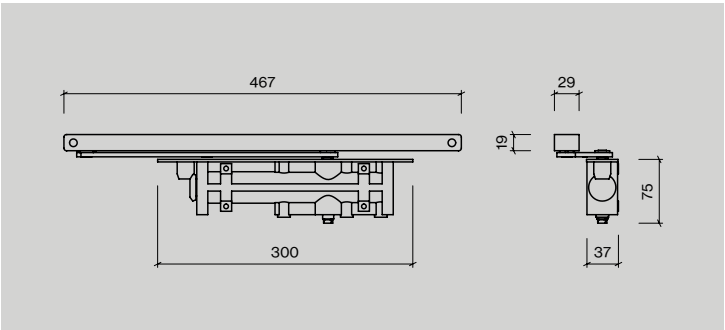
Item no.: 14530602100 Description: EN 2-4 w/ cam action Unit: 1pcs

Rack-and-pinion door closer



Item no.: 14530202000 Description: EN 2-5 Unit: 1pcs

Concealed door closer



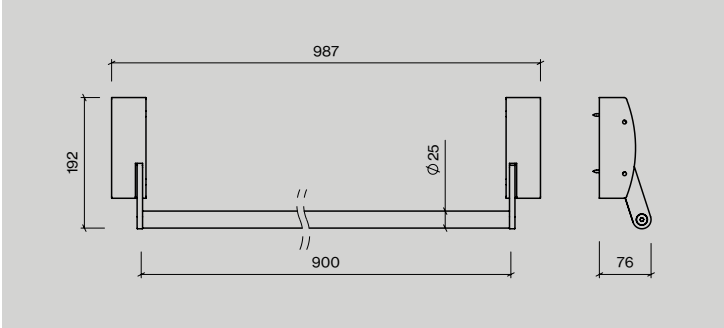

Item no.: 14530802000 Description: EN 2-5 w/ rack-and-pinion Unit: 1pcs

Panic exit devices

Our panic hardware is designed to provide building occupants fast and easy egress in an emergency.

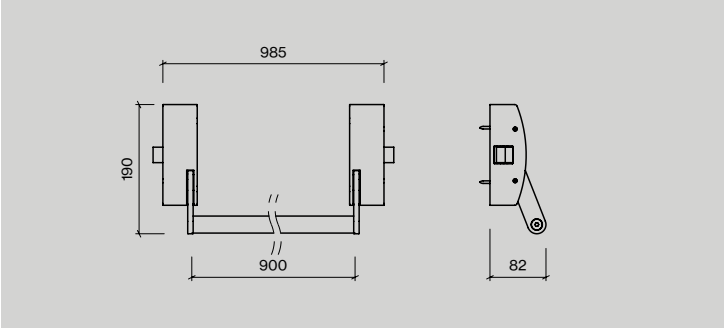

Our solutions conform with the highest industry standards, to provide safety and security in any given situation. The pieces are manufactured in the stainless steel AISI316 and comes with a 20-year guarantee on the stainless steel parts.

One point locking w/ PZ push bar



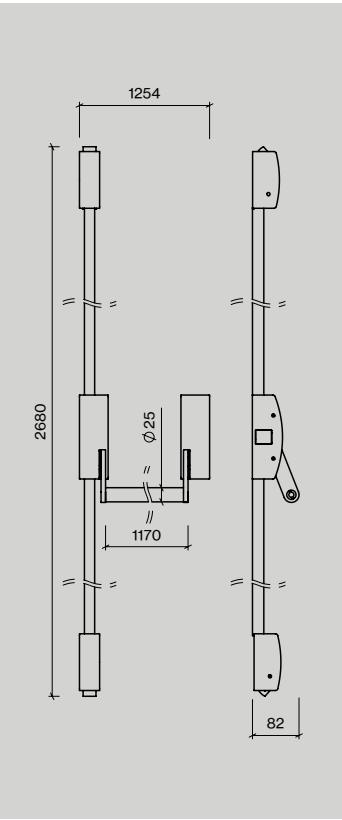

Item no.: 14512202004
Description: 950mm
Unit: 1set

One point locking w/ horizontal latch bar



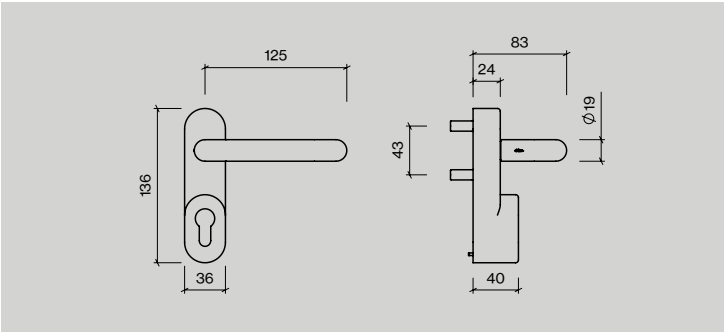
Item no.: 14512202001
Description: 950mm, 1 horizontal latch bar
Unit: 1set

Two point locking w/ vertical latch bars



Item no.: 14512202002
Description: 950mm, 2 vertical latch bars
Unit: 1set

External locking attachment



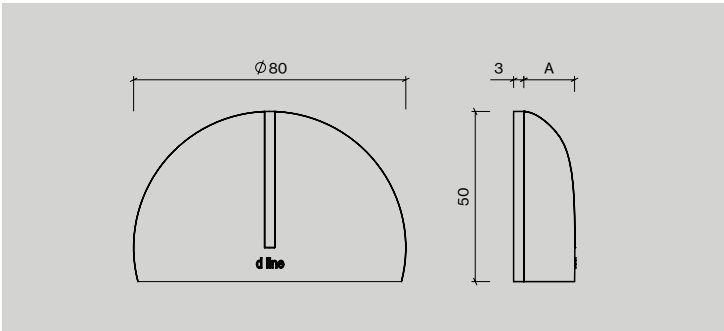
Item no.: 14512202900
Description: W/19mm U lever handle, w/o cylinder
Unit: 1pcs

Door stops

Our robust little family of wall- and floor-mounted door stops by Knud Holscher are all formed in AISI 316 stainless steel and tipped in strong black rubber.

The discreet, minimalist and simple design compliments both the modern and classic home. The door stops are manufactured in the highest quality stainless steel, requires low maintenance and comes with a 20-year guarantee on the steel parts. Each piece also comes with all the relevant screws and fixing accessories for correct installation.

Floor door stop turtle

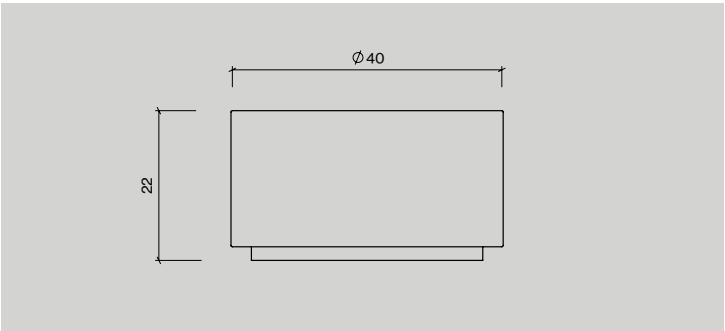


Item no.: 14508002015
14508002030

Description: Ø80x15(A)mm
Ø80x30(A)mm

Unit: 1pcs
1pcs

Floor door stop Ø40x22mm

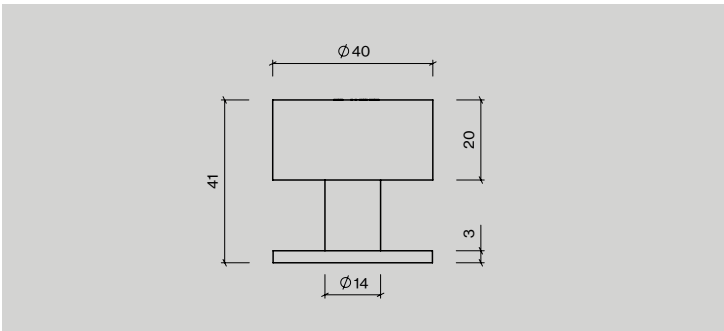


Item no.: 14965000004

Description: Ø40x22mm

Unit: 1pcs

Floor door stop Ø40x40mm

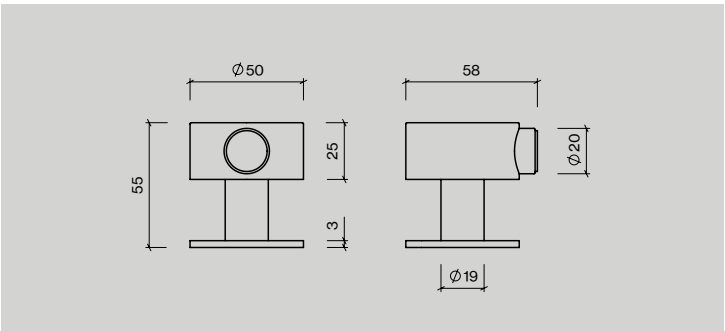


Item no.: 14507002006

Description: Ø40x40mm, stainless steel body Ø14mm

Unit: 1pcs

Floor door stop w/magnet

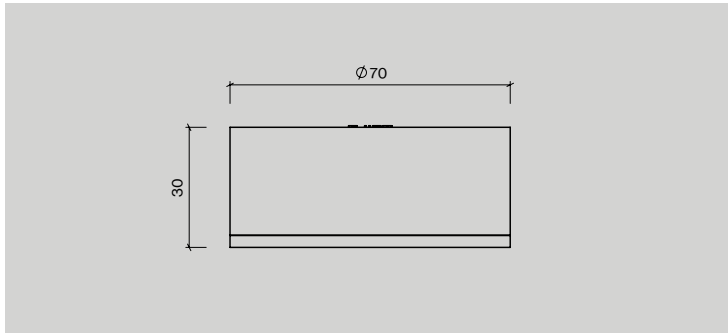


Item no.: 14507502009

Description: Ø50x56mm, Stainless steel body Ø19mm

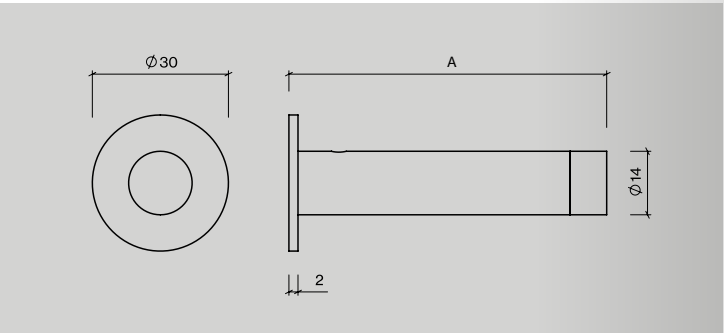
Unit: 1pcs

Floor door stop Ø70mm



Item no.: 14508002000
Description: Ø70x30mm
Unit: 1pcs

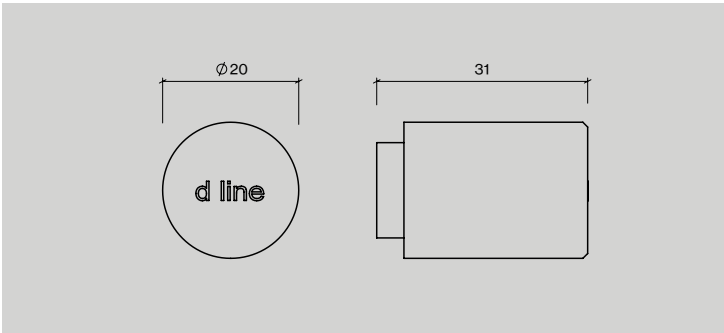
Wall door stop



Item no.: 14506002002
Description: Ø14x70(A)mm
Unit: 1pcs

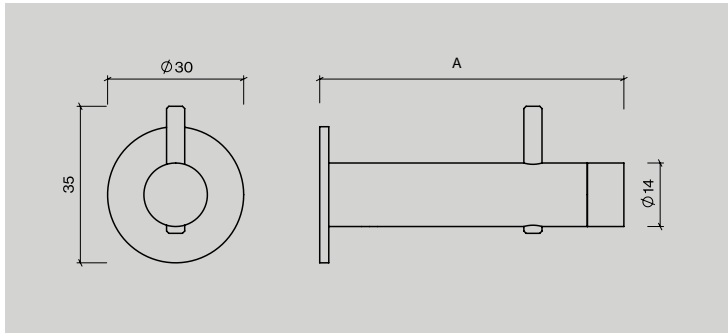
14506002126
Description: Ø14x125(A)mm
Unit: 1pcs

Wall door stop Ø20mm



Item no.: 14505502001
Description: Ø20x31mm
Unit: 1pcs

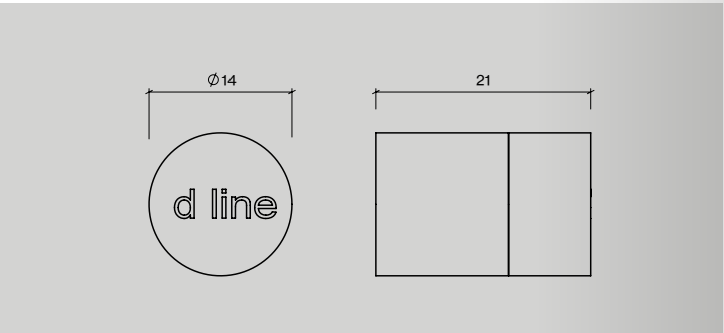
Wall door stop w/pin



Item no.: 14506502005
Description: Ø14x70(A)mm
Unit: 1pcs

14506502126
Description: Ø14x125(A)mm
Unit: 1pcs

Wall door stop Ø14x21mm



Item no.: 14505002009
Description: Ø14x21mm
Unit: 1pcs

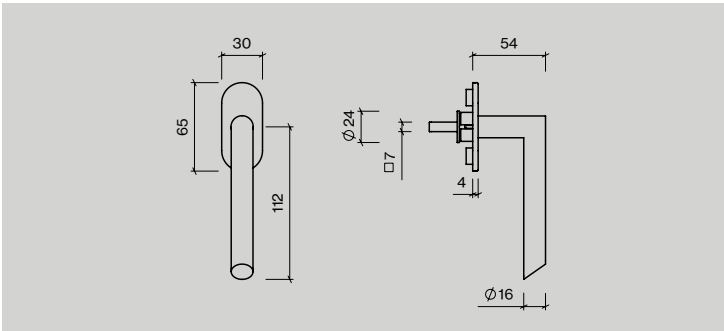


Window handles & accessories

Everything stems from our first designs and the bend in the handle. Remaining true to our roots, we continue the d line curved iconography through our designs for everything, from handles to hooks, door pulls to window handles.

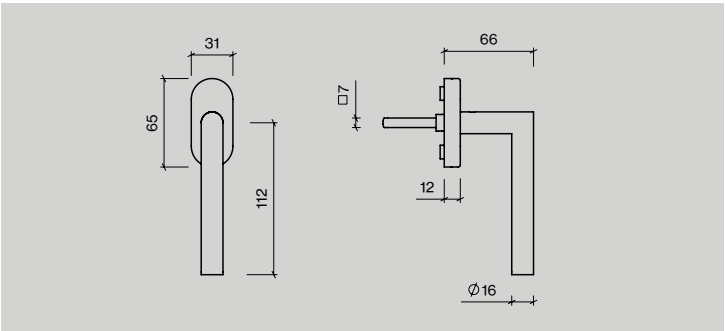
Staying true to our production principles, our Knud Hoslcher window handles are formed in AISI 316 stainless steel, and to show our faith in them, we offer a 20-year guarantee.

FF window handle w/ snap on cover



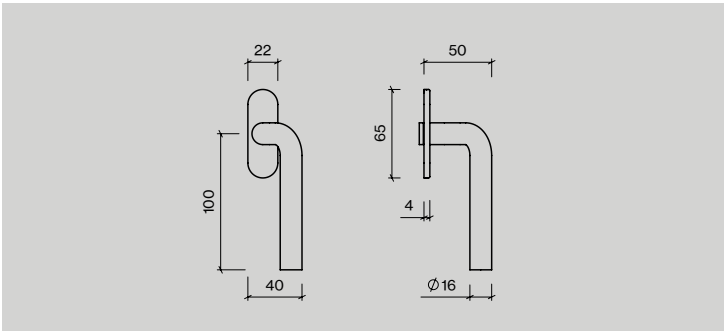
Item no.: 14542302038
Description: 16FF, 90°/135°/180°, 30x65mm, CC43mm
Unit: 1pcs

FFG window handle w/ snap on cover



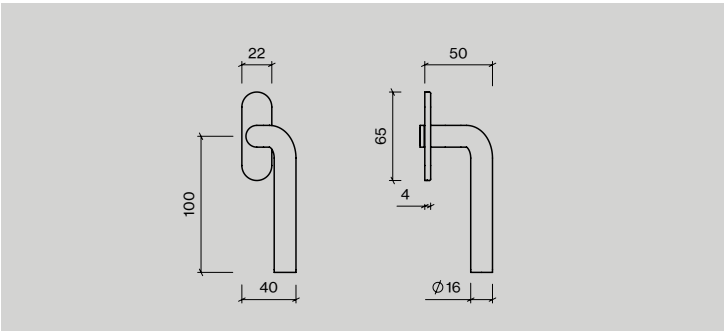
Item no.: 14542402040
Description: 16FFG, 90°/180°, high rose, 65x30mm, 7x7mm, L=45mm
Unit: 1pcs

LF window handle w/ snap on cover



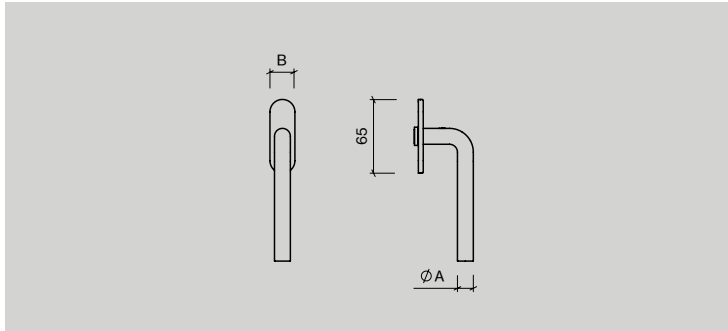
Item no.: 14541802020
Description: 16LF, right hand, 22x65mm, CC43mm
Unit: 1pcs
14541802050
16LF, left hand, 22x65mm, CC43mm
Unit: 1pcs

LF window handle w/ solid rose



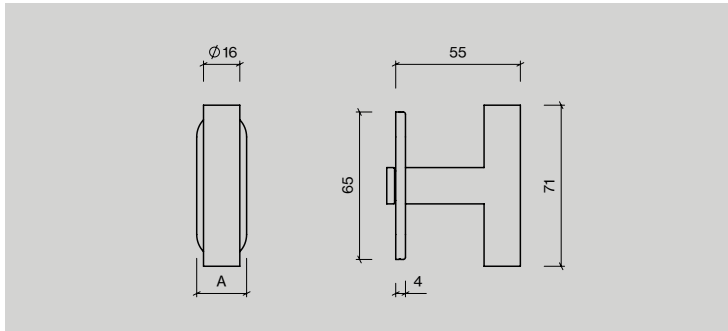
Item no.: 14541602021
Description: 16LF, right hand, 22x65mm, CC43mm
Unit: 1pcs
14541602039
16LF, left hand, 22x65mm, CC43mm
Unit: 1pcs

L window handle w/ snap on cover



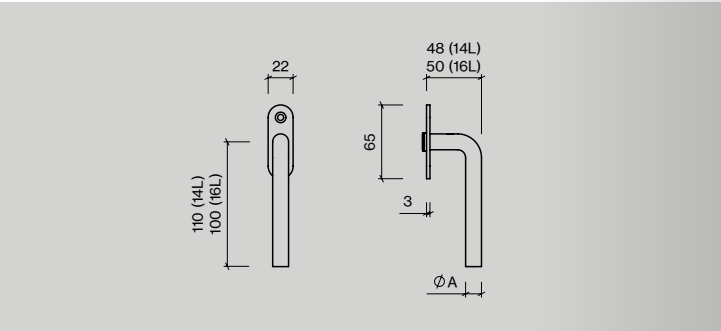
Item no.:	Description:	Unit:
14540102800	14L (A), 22(B)x65(C)mm, CC43mm	1pcs
14540102801	14L (A), 30(B)x65(C)mm, CC43mm	1pcs
14541202000	16L (A), 22(B)x65(C)mm, CC43mm	1pcs
14541202804	16L (A), 30(B)x65(C)mm, CC43mm	1pcs
14542002027	16L (A), 90°/180°, 30(B)x65(C)mm, CC43mm	1pcs
14542002035	16L (A), 90°/135°/180°, 30(B)x65(C)mm, CC43mm	1pcs
14542002040	16L (A), 90°/180°, high rose, 30(B)x65(C)mm, 7x7mm, L=45mm	1pcs

T window handle w/ snap on cover



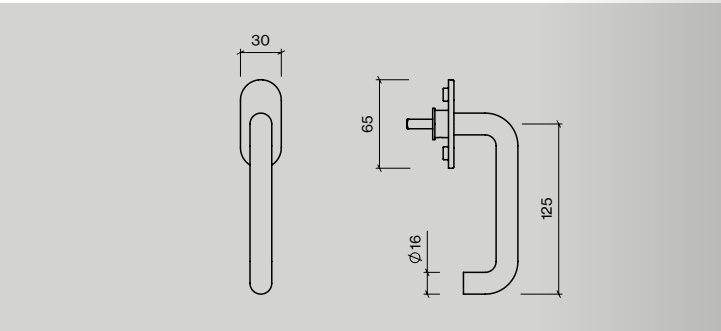
Item no.:	Description:	Unit:
14544002000	16T, 22(A)x65mm, CC43mm	1pcs
14544002806	16T, 30(A)x65mm, CC43mm	1pcs

L window handle w/ solid rose



Item no.:	Description:	Unit:
14540002000	14L (A), 22x65mm, CC43mm	1pcs
14541102001	16L (A), 22x65mm, CC43mm	1pcs

U window handle w/ snap on cover



Item no.:	Description:	Unit:
14541402803	16U, 30x65mm, CC43mm	1pcs
14542502020	16U, 90°/180°, 30x65mm, CC43mm	1pcs
14542502038	16U, 90°/135°/180°, 30x65mm, CC43mm	1pcs
14542502040	16U, 90°/180°, high rose, 65x30mm, 7x7mm, L=45mm	1pcs

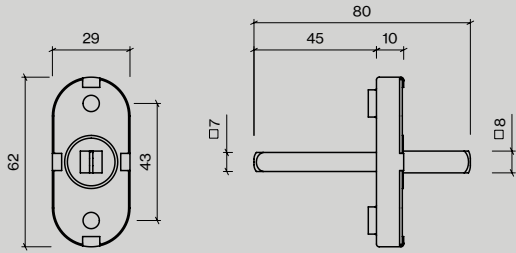
Window handles accessories

Spindle f/ window handle



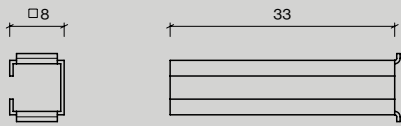
Item no.:	Description:	Unit:
14545492459	7(B)x7(B)x45(A)mm	1pcs
14545492505	7(B)x7(B)x50(A)mm	1pcs
14545492556	7(B)x7(B)x55(A)mm	1pcs
14545492653	7(B)x7(B)x65(A)mm	1pcs
14545492751	7(B)x7(B)x75(A)mm	1pcs
14545592453	7x7(B)/8x8(B)x45(A)mm	1pcs
14545692407	8(B)x8(B)x40(A)mm	1pcs
14545692555	8(B)x8(B)x55(A)mm	1pcs

Oval base rose f/ window handle



Item no.:	Description:	Unit:
14975491511	F/klik klak, stop 90°/180°, 7/8, A=45mm	1pcs

Reduction bush



Item no.:	Description:	Unit:
14545292078	7/8x33mm, f/ 7x7mm spindle	1pcs

Tools and fixing accessories

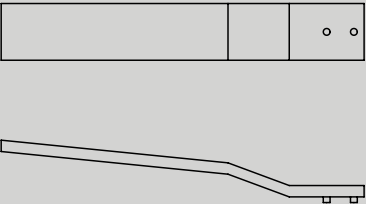
In their technical design, installation and maintenance of our products are key focuses, to meet the need of installers and clients, because we know the value of short installation times, while achieving precision.

For a swift and simple mounting, we offer a range of tools and fixing accessories that meet these high standards and principles.



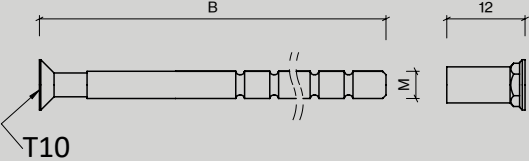
Tools and fixing accessories


Fixing tool f/ threaded bolts (pig nose bolts)



Item no.: 14497192006 14497292001	Description: F/M8 thread F/M10/M12 thread	Unit: 1pcs 1pcs
---	---	-----------------------

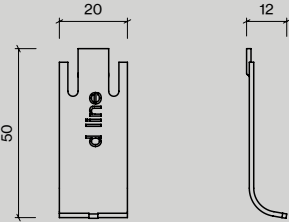
Sectioned bolt





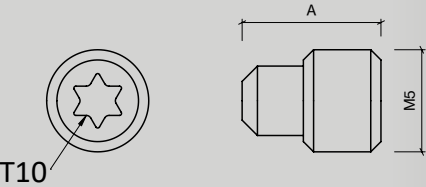
Item no.: 14296174107 14298174750 14296174030	Description: M4(A)x110(B)mm, w/turn stop & bush M5(A)x110(B)mm, w/turn stop M4(A)x39(B)mm, pre-cut for 40mm doors, w/turn stop & bush	Unit: 1pcs 1pcs 1pcs
--	--	-------------------------------


Tool f/ dismantling snap on covers



Item no.: 14293002002	Description: W/ ball bearing fixing	Unit: 1pcs
--------------------------	--	---------------

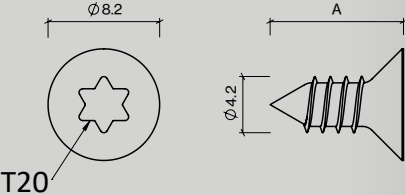
Grub screw






Item no.: 14970102016 14970102019	Description: M5(B)x6,8(A)mm, f/ 14/16mm lever handles M5(B)x8,3(A)mm, f/ 19mm lever handles	Unit: 1pcs 1pcs
---	---	-----------------------

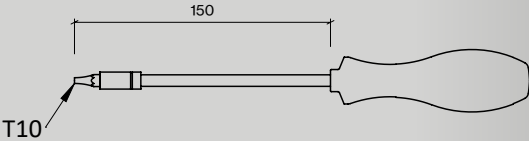
Self tapping screw





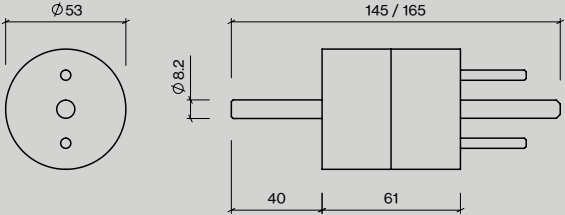
Item no.: 14295102200 14295102260	Description: Ø4,2x9,5(A)mm, torx Ø4,2x16(A)mm, torx	Unit: 1pcs 1pcs
---	---	-----------------------

Torx tool kit



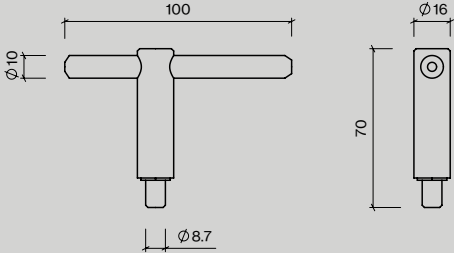
Item no.: 14976700105	Description: Screwdriver and TX10 bits	Unit: 1pcs 1pcs
--------------------------	---	-----------------------

Drilling tool f/ wooden doors



Item no.: 14292500107 14292500204	Description: F/Ø40, 7-20mm, w/8/4,5mm guide pivot, CC30mm F/Ø40, 20-40mm, w/8/4,5 mm guide pivot, CC30mm	Unit: 1pcs 1pcs
---	--	-----------------------

Fixing tool f/ ball bearing



Item no.: 14293500089 14293500097	Description: 8mm 9mm	Unit: 1pcs 1pcs
---	----------------------------	-----------------------

Project:



Architect
Marks Barfield
Architects

Location
Cambridge,
United Kingdom

Year
2019

Amenities
Atrium Cafe Teaching
Prayer Hall
Portico
Ablutions
Community Garden
Islamic Garden

St. Catherine's
College
Charlottetårnet
Private residence
Grace Farms
Cambridge Central
Mosque
SAS Royal Hotel
Brudey Sneakers
Family

Project:

“We didn’t want to create a replica or pastiche of something that existed elsewhere. The opportunity to do something English, British, excited us. Now that there is a significant Muslim community it’s time to work out what it means to have an English mosque.”

– David Marks



Cambridge Central Mosque

The Cambridge Central Mosque is an extraordinary building that fuses traditional and modern architecture. The thought behind it was to create a British mosque for the 21st century, and the architects found inspiration in both Islamic and English religious architectural traditions. Marks Barfield Architects won the competition to design the building in 2009, and their concept was to create a calm oasis with a lot of green areas.

The mosque also strives to be as green as possible and sustainability was taken into consideration when this space was built. The large skylights in the roof of the building provides natural light all year round, and it is supplemented by low energy LED bulbs. There is also solar panels on the roof and heat pumps that create more energy than they use, to keep the carbon footprint as low as possible.

Within the building, d line products from the Knud Holscher collection has been used. The pull and lever handles in real satin brass finish is stunning against the mix of dark and light wood, that is dominant in the mosque. The Cambridge Central Mosque was also recently nominated for the RIBA Stirling Prize, together with six other buildings.


Project:



Realised in satin brass, these pulls will patinate beautifully to become uniquely special over time.

“I do not feel certain until I have confronted my initial solution with other solutions, although in fact the first solution often proves to be the right one”

– Arne Jacobsen




Arne Jacobsen collection





For more than half the 20th century, the architect and designer Arne Jacobsen (1902-1971) was the driving force of Danish design and architecture. Today, over 50 years following his death, his work is still considered the epitome of Danish design, both within Denmark and by the world outside it.

Iconic, timeless and classically elegant



12404201030
Lever handle AJ97, small.
polished brass

Although primarily an architect, Arne Jacobsen possessed a design ethos that saw a finished house as dependent on every detail within it being in place. This moved him into furniture, lighting, textiles and products, to achieve total realisations whose coherence today mark them as icons.

One of the most distinguished examples of this thinking is the SAS Royal Hotel in Copenhagen – now called the Radisson Blu Royal Hotel – which opened in 1960, and in which Jacobsen designed absolutely everything. This included several significant and now-celebrated pieces, from the Egg and Swan chairs to his straight-lined stainless steel cutlery to the d line Arne Jacobsen lever handle.

Jacobsen intuitively scanned the outer limitations of the form of an idea, its technology and its material, and this is

the unique approach that he applied to the lever handle, which was designed around the shape of a palm's grip. Fluid and flexible, it is as fitting in a corporate building as in a high-end condo, a residence, or in a resort.

The Arne Jacobsen Collection includes this handle, as well as the designer's simple thumb turns and toilet indicators.

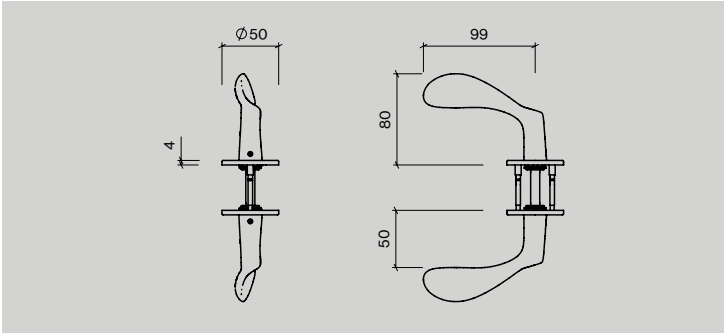
Hardware

The unique d line ball bearing system along with a 20-year product guarantee is a testament to the enduring design and strength of one of the most iconic lever handles in the world.

AJ97, small, is as standard designed for internal doors, whereas AJ111, large, is designed for external doors. However, both sizes are applicable for both internal and external use. Choose between our signature satin stainless steel, polished brass, or a variety of PVD and powder coated finishes.

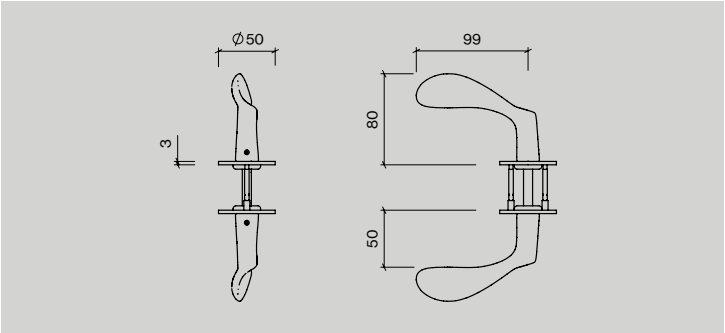
Even across collections we ensure that the colours and finishes match. We grind and polish our products by hand 4 times to reach our satin brushed or polished signature finishes. For the Arne Jacobsen collection, we recommend that you pair the pieces with our Knud Holscher designed back plates, key escutcheons, cylinder escutcheons or any other complimentary hardware items for doors.

Lever handle AJ97, small w/ snap on cover



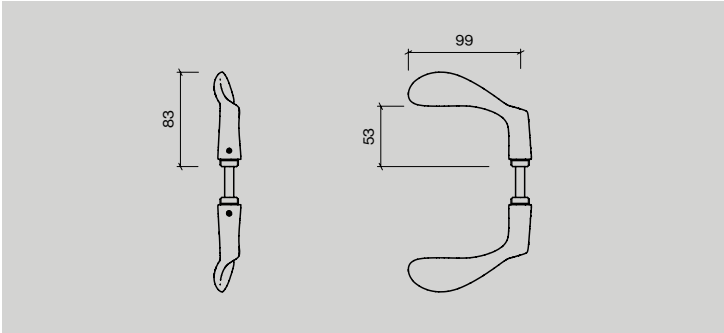
Item no.: 12404374001
Description: Ø50mm, 8x8mm, CC30/38, 33-59mm
Unit: 1set

Lever handle AJ97, small w/ solid rose



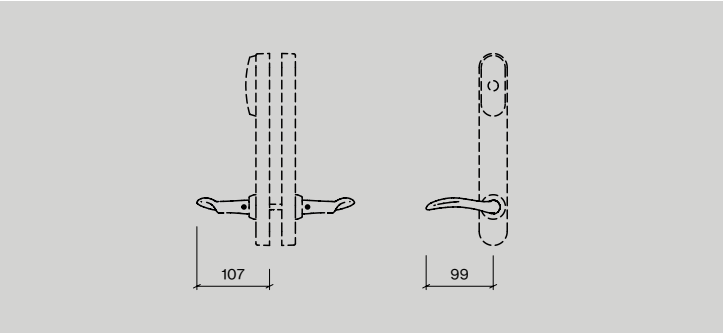
Item no.: 12404474030
Description: Ø50mm, 8x8mm, CC30, 33-59mm
Unit: 1set

Lever handle AJ97, small w/o rose



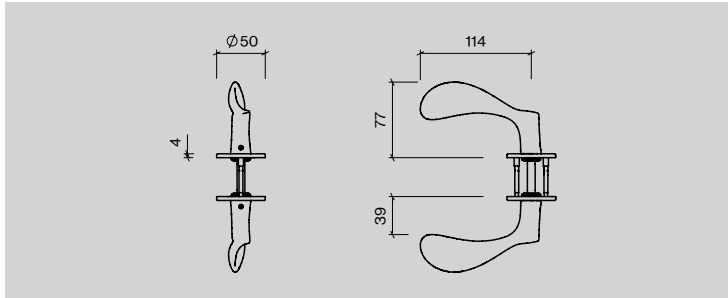
Item no.: 12404074011
Description: 8x8mm, 33-59mm
Unit: 1set

Lever handle AJ97, small f/ Salto electronic lock



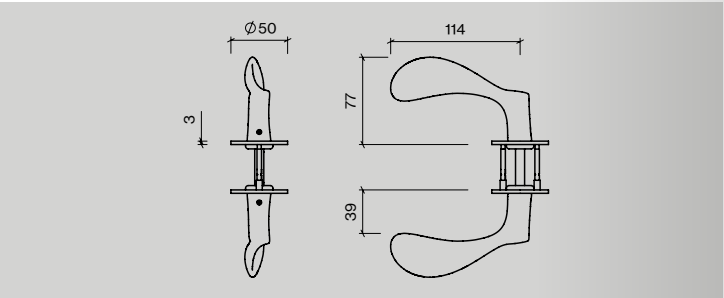
Item no.: 12404074911
Description: Lever handle set w/o rose f/ XS4 Original & One (lock not included)
Unit: 1set

Lever handle AJ111, large w/ snap on cover



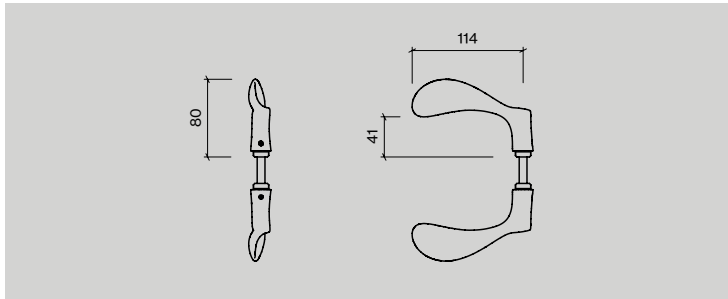
Item no.: 12405374003
Description: Ø50mm, 8x8mm, CC30/38, 33-59mm
Unit: 1set

Lever handle AJ111, large w/ solid rose



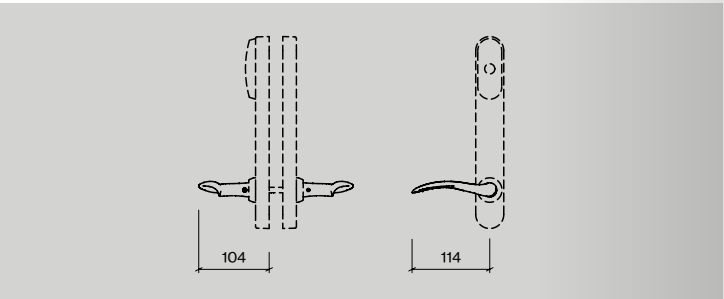
Item no.: 12405474030
12405474038
Description: Ø50mm, 8x8mm, CC30, 33-59mm
Ø50mm, 8x8mm, CC38, 33-59mm
Unit: 1set
1set

Lever handle AJ111, large w/o rose



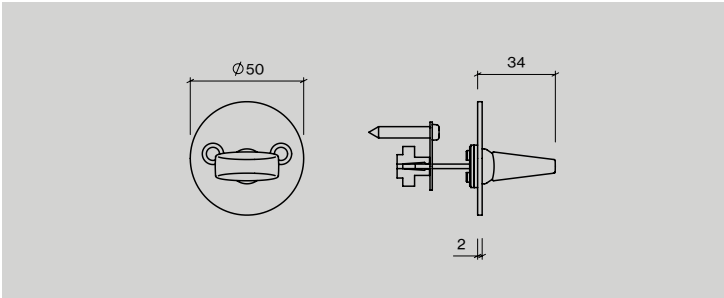

Item no.: 12405074011
Description: 8x8mm, 33-59mm
Unit: 1set

Lever handle AJ111, large f/ Salto electronic lock



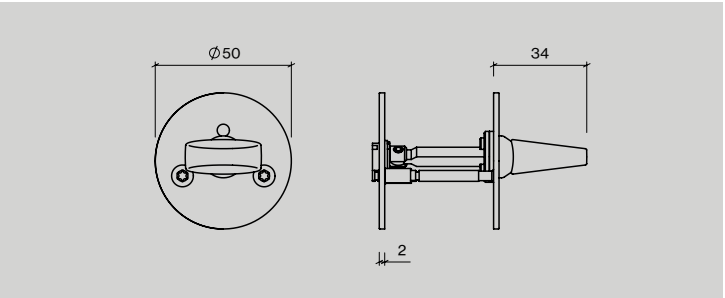
Item no.: 12405074911
Description: Lever handle set w/o rose f/ XS4 Original
& One (lock not included)
Unit: 1set

Thumb turn w/ solid rose



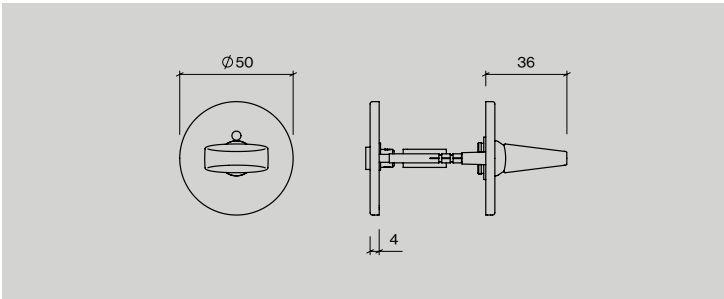
Item no.: 06191702130
Description: Ø50mm, CC30mm, Assa
Unit: 1pcs

Toilet indicator w/ solid rose



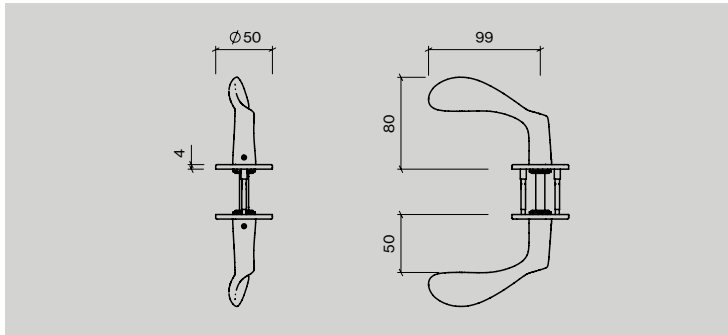
Item no.: 06203202030
06203202202
06203202038
Description: 5V90, CC27mm, Boda
5V90, CC30mm, Assa
8L90, CC38mm, DIN
Unit: 1set
1set
1set

Toilet indicator w/ snap on cover



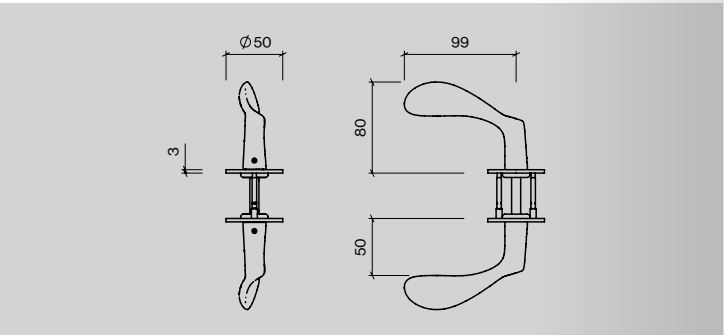
Item no.: 06203202380
Description: 8L90, CC38mm, DIN
Unit: 1set

Lever handle AJ97, small w/ snap on cover – brass



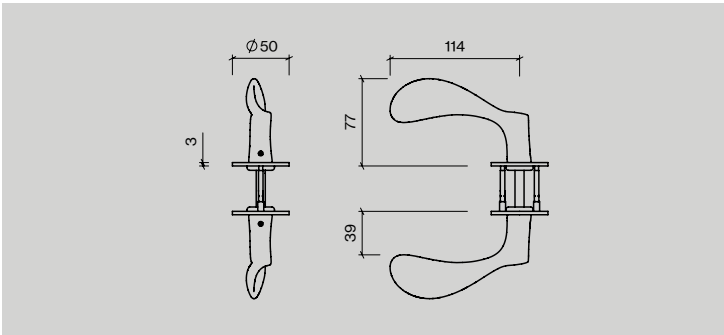
Item no.: 12404101002
Description: Ø50mm, 8x8mm, CC30/38, 33-59mm
Unit: 1set

Lever handle AJ97, small w/ solid rose – brass



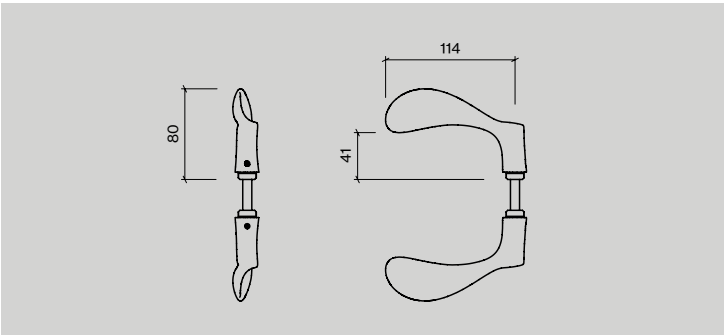
Item no.: 12404201030
12404201038
Description: Ø50mm, 8x8mm, CC30, 33-59mm
Ø50mm, 8x8mm, CC38, 33-59mm
Unit: 1set
1set

Lever handle AJ111, large w/ solid rose – brass



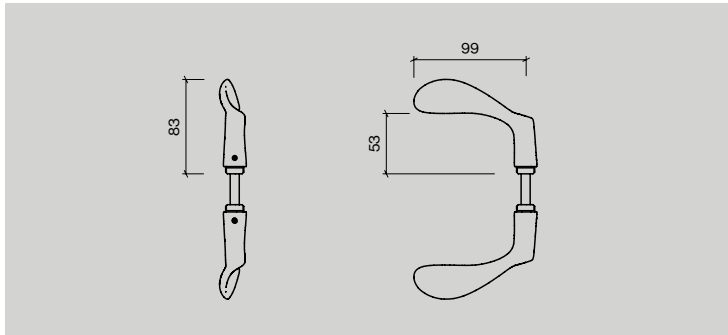
Item no.: 12405201030
12405201038
Description: Ø50mm, 8x8mm, CC30, 33-59mm
Ø50mm, 8x8mm, CC38, 33-59mm
Unit: 1set
1set

Lever handle AJ111, large w/o rose – brass



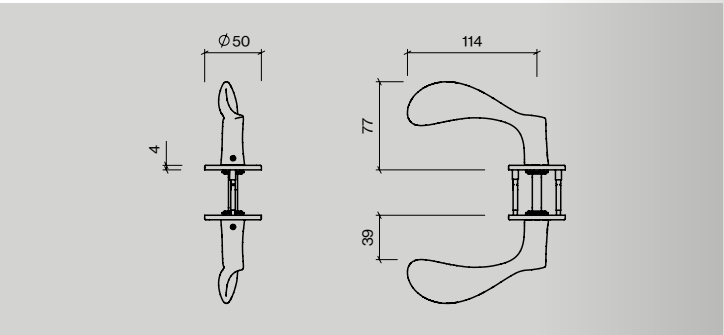
Item no.: 12405501011
Description: 8x8mm, 33-59mm
Unit: 1set

Lever handle AJ97, small w/o rose – brass



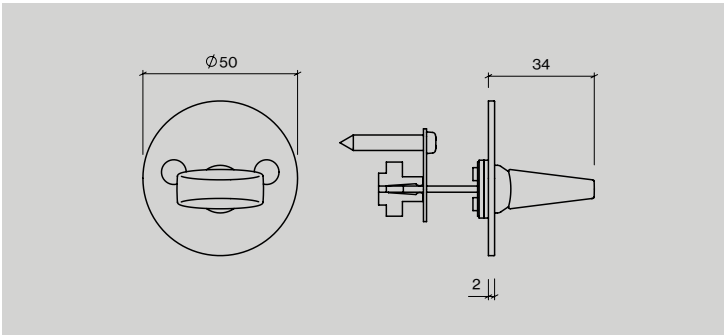
Item no.: 12404001011
Description: 8x8mm, 33-59mm
Unit: 1set

Lever handle AJ111, large w/ snap on cover - brass



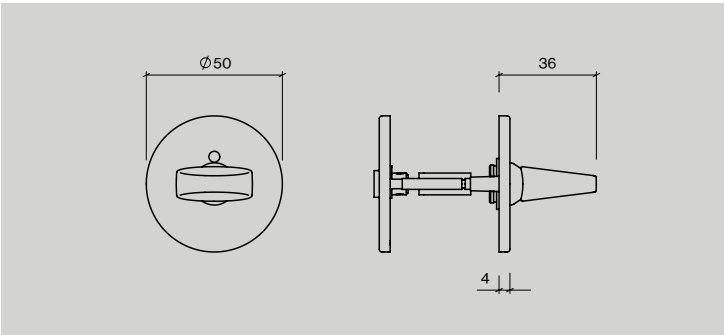
Item no.: 12405101004
Description: Ø50mm, 8x8mm, CC30/38, 33-59mm
Unit: 1set

Thumb turn w/ solid rose – brass



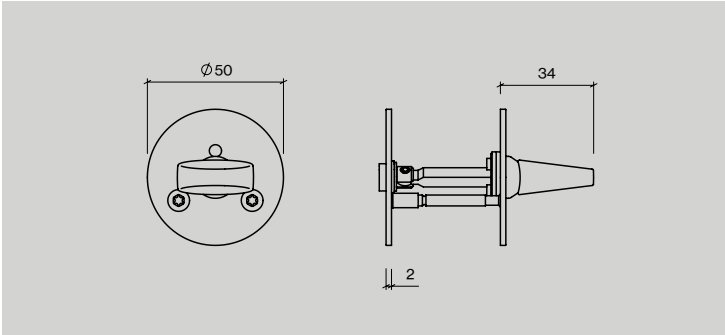
Item no.: 06191801131
Description: Ø50mm, CC30mm, Assa
Unit: 1pcs

Toilet indicator w/ snap on cover – brass



Item no.: 06203301380
Description: 8L90, CC38mm, DIN
Unit: 1set

Toilet indicator w/ solid rose – brass



Item no.:	Description:	Unit:
06203301090	5V90, CC27mm, Boda	1set
06203301207	5V90, CC30mm, Assa	1set
06203301038	8L90, CC38mm, 34-45 mm	1set



d line ————— Arne Jacobsen collection

Project:



Architect
Arne Jacobsen

Location
Copenhagen,
Denmark

Year
1960

Amenities
Hotel rooms
Bar
Restaurant
Gym
Meeting rooms

St. Catherine's
College
Charlottetårnet
Private residence
Grace Farms
Cambridge Central
Mosque
SAS Royal Hotel
Brudey Sneakers
Family

Project:



SAS Royal Hotel



In July 1960 the SAS Royal Hotel opened in Copenhagen as the world's first design hotel. Now known as the Radisson Blu Royal Hotel, it was the embodiment of Arne Jacobsen's whole-picture approach to architecture and design.



Jacobsen received the brief in 1955 from Scandinavian Airlines System (SAS) to build the first hotel of its kind and set Copenhagen up as the Nordic gateway for the new tourists travelling from America. The hotel was to act as a terminal in the city centre, with guests whisked direct from its cocktail lounge to Kastrup Airport in a mere 20 minutes.

The glassy horizontal box, topped with an 18-storey vertical one, was a tower of translucence that reflected and blended into the sky around it, somehow merging into its low-rise city home.

Jacobsen designed everything within the hotel's 22 floors – his hand was seen in furniture, carpets, curtains, wine glasses,

cutlery, signage and, of course, the timeless lever handles still made by d line. Today, only room 606 remains as it stood in 1960, and it has fully functioned as a guest room until recently.

The AJ lever handle endures too. The original pieces still remains in place in room 606 as well as in several of the bathrooms across the hotel.

Project:



Room 606 – and the SAS Royal Hotel itself – dates from 1960 and endures as a living homage to the age of quality.

d line has a phenomenal history, and we're honoured to be a part of its illustrious series of architectural design handles. Our brand principles also align very closely with d line's: the emphasis on quality, endurance, innovation and sustainability.

– Tom Dixon




Tom Dixon
collection





From left to right; the Fat lever handle in brass, stainless steel and electric blue.



d line — Tom Dixon collection

Inflation, innovation, collaboration

Together with British designer Tom Dixon we've developed Fat, a line of architectural ironmongery pieces.

The collection comprises a lever handle, key escutcheon and thumb turn, as well as a door knocker, pull handles and door stop. Like the rest of the d line portfolio, each piece is minimalist enough to be timeless in its design, its beauty coming from its rounded profile and inflated silhouette, rather than from superfluous details. The pieces are enduringly crafted in the highly resilient AISI 316 stainless steel preferred by d line and enhanced by a tight edit of colour finishes for different expressions in aesthetics.

Tom Dixon describes door handles as having "a particularly difficult and hyper-functional set of challenges, because they've evolved rather than being designed." He observes that often designer handles are less functional than traditional ones, because a handle is something with which there's little

to be done to affect the aesthetic beyond what's come before. The challenge for him and his studio, therefore, has been the creation of something that functions well, yet looks distinctively different from what's already out there.

Having applied what Tom calls a 'fat edge' or 'fat profile' to several different objects in development at Tom Dixon Studio, the designer had already been using the word 'fat' to imply generosity and softness of form. So, with the studio's move into architectural ironmongery, and with the same 'inflation' process applied to a regular handle, the name again relates. The result lacks any trace of sharpness or angularity and is a collection of pumped-up pieces that are simply 'fatter' than the norm.



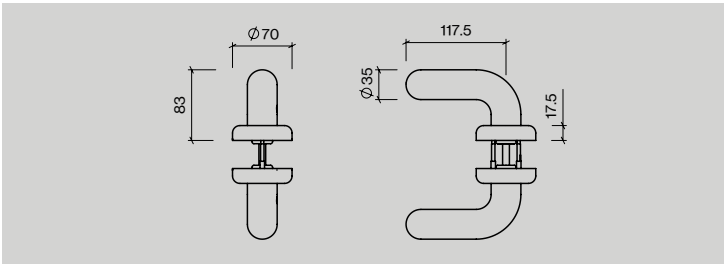
Hardware

The Fat collection is available in charcoal, electric blue, polished brass, as well as satin stainless steel.

As with most of our products, this collection is sustainably produced in non-corrosive AISI 316 stainless steel, as the strongest, most hard wearing steel for these types of purposes. The pieces are also available in solid, polished brass that uniquely patinates over time.

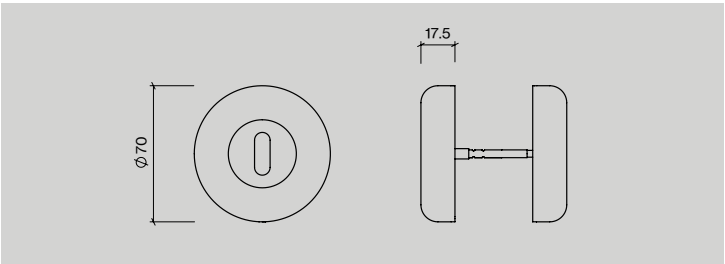
Today our commitment to sustainability exists as a 20-year product guarantee, and a five-year guarantee on the colour finish. This commitment extends to responsible sourcing of our steel, to low-emission hand assembly and to a lean factory that never produces more than what is needed.

Fat lever handle



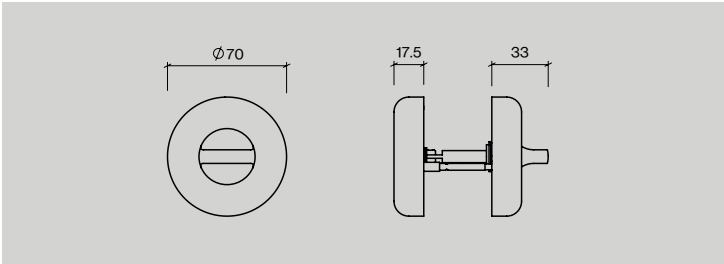
Item no.:	Description:	Unit:
12900702001	Ø70mm rose, pair, 8x8mm, CC30/38mm, 33-59mm, satin stainless steel	1set
129007P4001	Ø70mm rose, pair, 8x8mm, CC30/38mm, 33-59mm, PVD charcoal	1set
179007F1001	Ø70mm rose, pair, 8x8mm, CC30/38mm, 33-59mm, electric blue	1set
15900701001	Ø70mm rose, pair, 8x8mm, CC30/38mm, 33-59mm, polished brass	1set

Fat key escutcheon




Item no.:	Description:	Unit:
12900102001	Ø70x17.5mm, CC27/38mm, satin stainless steel	1set
129001P4001	Ø70x17.5mm, CC27/38mm, PVD charcoal	1set
179001F1001	Ø70x17.5mm, CC27/38mm, electric blue	1set
15900101001	Ø70x17.5mm, CC27/38mm, polished brass	1set

Fat toilet indicator



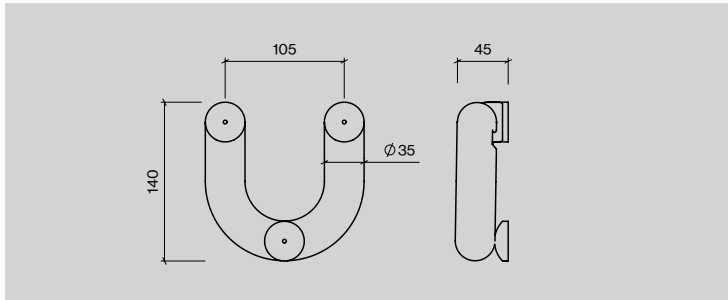
Item no.:	Description:	Unit:
12901202000	5V90, Ø70mm, CC30mm, satin stainless steel	1set
129012P4000	5V90, Ø70mm, CC30mm, PVD charcoal	1set
179012F1000	5V90, Ø70mm, CC30mm, electric blue	1set
15901201000	5V90, Ø70mm, CC30mm, polished brass	1set
12901202101	8L90, Ø70mm, CC38mm, satin stainless steel	1set
129012P4101	8L90, Ø70mm, CC38mm, PVD charcoal	1set
179012F1101	8L90, Ø70mm, CC38mm, electric blue	1set
15901201101	8L90, Ø70mm, CC38mm, polished brass	1set

Fat thumb turn



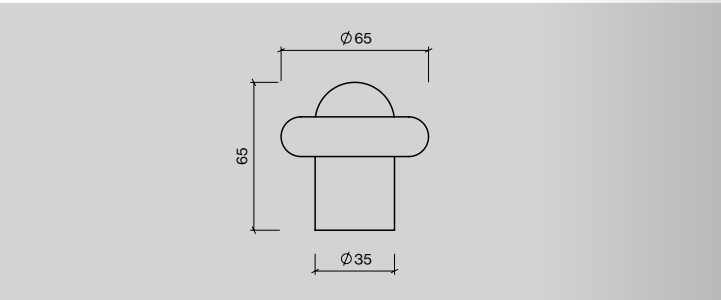
Item no.:	Description:	Unit:
12901302000	Ø70mm, CC27/30/38 mm, satin stainless steel	1pcs
129013P4000	Ø70mm, CC27/30/38 mm, PVD charcoal	1pcs
179013F1000	Ø70mm, CC27/30/38 mm, electric blue	1pcs
15901301000	Ø70mm, CC27/30/38 mm, polished brass	1pcs

Fat door knocker



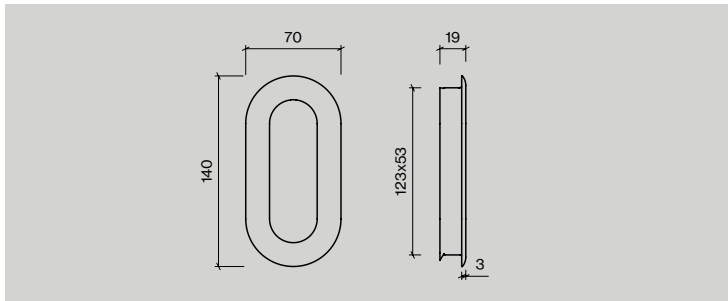
Item no.:	Description:	Unit:
12901102000	140x140x46mm, satin stainless steel	1pcs
129011P4000	140x140x46mm, PVD charcoal	1pcs
179011F1000	140x140x46mm, electric blue	1pcs
15901101000	140x140x46mm, polished brass	1pcs

Fat door stop



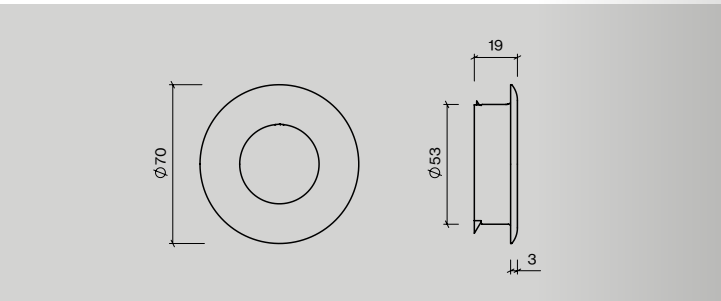

Item no.:	Description:	Unit:
12901402000	65x65mm, f/ floor, satin stainless steel	1pcs
129014P4000	65x65mm, f/ floor, PVD charcoal	1pcs
179014F1000	65x65mm, f/ floor, electric blue	1pcs
15901401000	65x65mm, f/ floor, polished brass	1pcs

Fat flush pull handle, oval



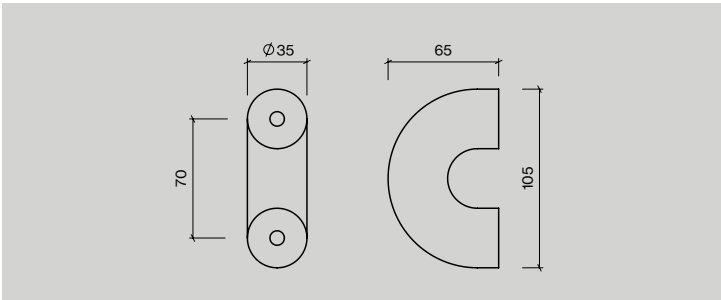
Item no.:	Description:	Unit:
12901002100	140x70mm, satin stainless steel	1pcs
129010P4100	140x70mm, PVD charcoal	1pcs
179010F1100	140x70mm, electric blue	1pcs
15901001100	140x70mm, polished brass	1pcs

Fat flush pull handle, round



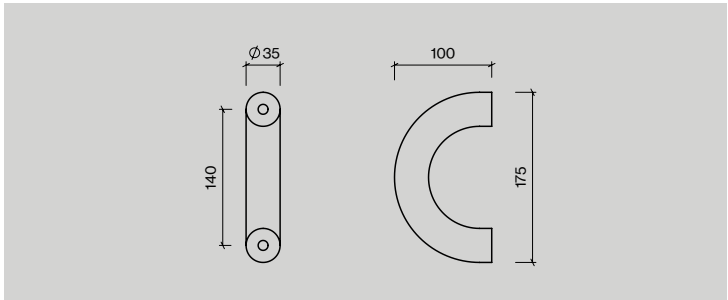
Item no.:	Description:	Unit:
12901002000	Ø70mm, satin stainless steel	1pcs
129010P4000	Ø70mm, PVD charcoal	1pcs
179010F1000	Ø70mm, electric blue	1pcs
15901001000	Ø70mm, polished brass	1pcs

Fat pull handle, small



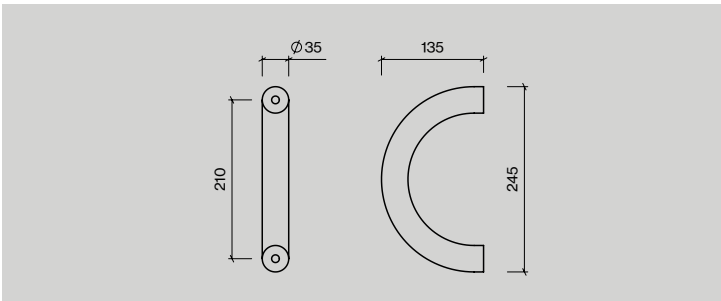
Item no.:	Description:	Unit:
12900902070	Ø35x70mm, thread, satin stainless steel	1pcs
12900802070	Ø35x70mm, bush, satin stainless steel	1pcs
129009P4070	Ø35x70mm, thread, PVD charcoal	1pcs
129008P4070	Ø35x70mm, bush, PVD charcoal	1pcs
179009F1070	Ø35x70mm, thread, electric blue	1pcs
179008F1070	Ø35x70mm, bush, electric blue	1pcs
15900901070	Ø35x70mm, thread, polished brass	1pcs
15900801070	Ø35x70mm, bush, polished brass	1pcs

Fat pull handle, medium



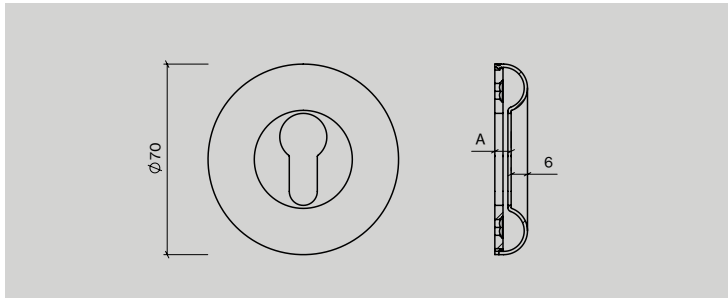

Item no.:	Description:	Unit:
12900902140	Ø35x140mm, thread, satin stainless steel	1pcs
12900802140	Ø35x140mm, bush, satin stainless steel	1pcs
129009P4140	Ø35x140mm, thread, PVD charcoal	1pcs
129008P4140	Ø35x140mm, bush, PVD charcoal	1pcs
179009F1140	Ø35x140mm, thread, electric blue	1pcs
179008F1140	Ø35x140mm, bush, electric blue	1pcs
15900901140	Ø35x140mm, thread, polished brass	1pcs
15900801140	Ø35x140mm, bush, polished brass	1pcs

Fat pull handle, large



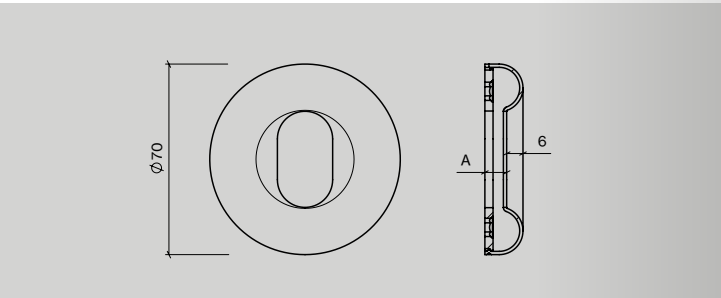

Item no.:	Description:	Unit:
12900902210	Ø35x210mm, thread, satin stainless steel	1pcs
12900802210	Ø35x210mm, bush, satin stainless steel	1pcs
129009P4210	Ø35x210mm, thread, PVD charcoal	1pcs
129008P4210	Ø35x210mm, bush, PVD charcoal	1pcs
179009F1210	Ø35x210mm, thread, electric blue	1pcs
179008F1210	Ø35x210mm, bush, electric blue	1pcs
15900901210	Ø35x210mm, thread, polished brass	1pcs
15900801210	Ø35x210mm, bush, polished brass	1pcs

Fat cylinder escutcheon w/ PZ hole



Item no.:	Description:	Unit:
12900302060	Internal, 6mm(A), Ø70mm, CC38, satin stainless steel	1pcs
129003P4060	Internal, 6mm(A), Ø70mm, CC38, PVD charcoal	1pcs
179003F1060	Internal, 6mm(A), Ø70mm, CC38, electric blue	1pcs
15900301060	Internal, 6mm(A), Ø70mm, CC38, polished brass	1pcs
12900302080	Internal, 8mm(A), Ø70mm, CC38, satin stainless steel	1pcs
129003P4080	Internal, 8mm(A), Ø70mm, CC38, PVD charcoal	1pcs
179003F1080	Internal, 8mm(A), Ø70mm, CC38, electric blue	1pcs
15900301080	Internal, 8mm(A), Ø70mm, CC38, polished brass	1pcs
12900602080	External, 8mm(A), Ø70mm, CC38, satin stainless steel	1pcs
129006P4080	External, 8mm(A), Ø70mm, CC38, PVD charcoal	1pcs
179006F1080	External, 8mm(A), Ø70mm, CC38, electric blue	1pcs
15900601080	External, 8mm(A), Ø70mm, CC38, polished brass	1pcs
12900602110	External, 11mm(A), Ø70mm, CC38, satin stainless steel	1pcs
129006P4110	External, 11mm(A), Ø70mm, CC38, PVD charcoal	1pcs
179006F1110	External, 11mm(A), Ø70mm, CC38, electric blue	1pcs
15900601110	External, 11mm(A), Ø70mm, CC38, polished brass	1pcs

Fat cylinder escutcheon w/ oval hole



Item no.:	Description:	Unit:
12900202080	Internal, 8mm(A), Ø70mm, CC30, satin stainless steel	1pcs
129002P4080	Internal, 8mm(A), Ø70mm, CC30, PVD charcoal	1pcs
179002F1080	Internal, 8mm(A), Ø70mm, CC30, electric blue	1pcs
15900201080	Internal, 8mm(A), Ø70mm, CC30, polished brass	1pcs
12900502060	External, 6mm(A), Ø70mm, CC30, satin stainless steel	1pcs
129005P4060	External, 6mm(A), Ø70mm, CC30, PVD charcoal	1pcs
179005F1060	External, 6mm(A), Ø70mm, CC30, electric blue	1pcs
15900501060	External, 6mm(A), Ø70mm, CC30, polished brass	1pcs
12900502080	External, 8mm(A), Ø70mm, CC30, satin stainless steel	1pcs
129005P4080	External, 8mm(A), Ø70mm, CC30, PVD charcoal	1pcs
179005F1080	External, 8mm(A), Ø70mm, CC30, electric blue	1pcs
15900501080	External, 8mm(A), Ø70mm, CC30, polished brass	1pcs
12900502110	External, 11mm(A), Ø70mm, CC30, satin stainless steel	1pcs
129005P4110	External, 11mm(A), Ø70mm, CC30, PVD charcoal	1pcs
179005F1110	External, 11mm(A), Ø70mm, CC30, electric blue	1pcs
15900501110	External, 11mm(A), Ø70mm, CC30, polished brass	1pcs
12900502130	External, 13mm(A), Ø70mm, CC30, satin stainless steel	1pcs
129005P4130	External, 13mm(A), Ø70mm, CC30, PVD charcoal	1pcs
179005F1130	External, 13mm(A), Ø70mm, CC30, electric blue	1pcs
15900501130	External, 13mm(A), Ø70mm, CC30, polished brass	1pcs
12900502160	External, 16mm(A), Ø70mm, CC30, satin stainless steel	1pcs
129005P4160	External, 16mm(A), Ø70mm, CC30, PVD charcoal	1pcs
179005F1160	External, 16mm(A), Ø70mm, CC30, electric blue	1pcs
15900501160	External, 16mm(A), Ø70mm, CC30, polished brass	1pcs
12900502180	External, 18mm(A), Ø70mm, CC30, satin stainless steel	1pcs
129005P4180	External, 18mm(A), Ø70mm, CC30, PVD charcoal	1pcs
179005F1180	External, 18mm(A), Ø70mm, CC30, electric blue	1pcs
15900501180	External, 18mm(A), Ø70mm, CC30, polished brass	1pcs
12900502210	External, 21mm(A), Ø70mm, CC30, satin stainless steel	1pcs
129005P4210	External, 21mm(A), Ø70mm, CC30, PVD charcoal	1pcs
179005F1210	External, 21mm(A), Ø70mm, CC30, electric blue	1pcs
15900501210	External, 21mm(A), Ø70mm, CC30, polished brass	1pcs



Project:



Interior designer
Détail Studio

Location
Angoulême, France

Year
2021

Amenities
Concept store

St. Catherine's
College
Charlottetårnet
Private residence
Grace Farms
Cambridge Central
Mosque
SAS Royal Hotel
Brudey Sneakers
Family

Project:

The electric blue lever handle from the Fat collection is an impeccable detail on the mirrored doors in the shop, and the radiant colour creates a fantastic contrast together with the overall neutral colour palette.



Brudey Sneakers Family

Futuristic shapes with a touch of electric blue

In the small french village of Angoulême, France the newly opened concept store Brudey Sneakers Family, can be found. The store is completely dedicated to sneakers, where they offer limited edition collections and exclusive models.

The selection of sneakers is just as impressive as the stores interior design; futuristic minimalism with curved lines and rounded shapes. Electric blue is the theme throughout the entire space, and the doors are adorned with the Fat lever handle in the same colour from the Tom Dixon collection.

Interior designer Etienne Richon from Détail Studio is the man behind this astonishing project. The biggest challenge he faced during this project, was to create a unique place that insinuated the feeling of being in space, but at the same time emphasized the shoe collection in the best possible way.

Maintenance guide

Amplified hygiene has become an even greater factor when designing for the future. In d line we use the highest quality stainless steel because of its unparalleled performance in maintenance and hygiene.

To sustain the unique d line finish whilst maintaining high levels of hygiene, please follow the below instructions.

Maintaining stainless steel and brass

- Products must always be cleaned along the structure (grinding/polishing direction), not across.
- A clean dust and grit-free cloth should be used to avoid scratching.
- Fingerprints, residue and other marks may be cleaned with soapy water or environmentally friendly detergent with a soft cloth or piece of suede.
- Always rinse off thoroughly with clean water.
- To complete the cleaning procedure dry/polish the surfaces with a soft dry cloth.
- To achieve a more authentic 'aged' look of the brass product, avoid frequent polishing, and when polishing apply pressure only to the raised surfaces (brass will change its look over time).

Do not use

- Do not use scouring powder, because it may scratch the surface.
- Do not use cleaners containing chlorides (especially hydrochloric acid) or other aggressive cleaning products to clean stainless steel surfaces. If such products are accidentally used, wash the surface with fresh water and clean with special cleaners removing oxides and other compounds.
- Do not use cleaning agents used for cleaning silver.
- Do not use rough and abrasive materials like steel wool.

Maintaining powder coated stainless steel

- Wipe dry with a soft dry cloth. Do not use abrasive cleaning pads.
- Avoid all abrasive and aggressive chemicals.
- Avoid ammoniated products.
- Avoid bleach.

Maintaining PVD coated stainless steel

- PVD coatings may fingerprint, this can be removed by washing in soap and water and dry.
- Coarse abrasives, files, or other hard objects must not be used against PVD coated stainless steel surfaces –the soft stainless steel may deform.
- If a softer metal, such as a ring or key marks the surface, it is most likely the soft metal residue that has been left on the coated surface. Clean off with soapy water or special mild detergent.

Extra precaution; anti-bacterial coating

For low traffic doors that requires extra precaution and attention when it comes to optimal hygiene, d line offers a special anti-bacterial coating on our stainless steel products.

X-BAC® is a patented additive system that effectively eliminates a wide range of bacteria, viruses and fungi within 2-3 hours, with already great effects on the reduction of bacteria after 30 minutes. The coating has been tested against a long list of micro-organisms and has a proven track record of maintaining extremely high levels of hygiene over a longer time period that exceeds normal industrial product lifecycles.

Due to the incubation phase from contact to elimination, it is still necessary to ensure continuous maintenance and cleaning of your products.

d line is available
in 40-plus
markets across
the world

d line – Denmark
Roskildevej 22
2620 Albertslund
Denmark

T +45 72 17 01 38
E info@dline.com

d line – United Kingdom
17 Key Business Park
Kingsbury Road
Birmingham B24 9PT

T +44 (0) 121 373 4488
E uksales@dline.com

d line – Lithuania
Basanaviciaus 44
56133 Kaisiadorys
Lithuania

T +370 682 35431
E service@dline.com

d line – China
No. 200, Xingpu Road
Suzhou Industrial Park
China

T +0086 512 65071015
E service@dline.com

d line is available in 40-plus markets across the world, and we maintain close links with our distributors to ensure they always have the very latest details of our products, both new and existing. Because of this, we have total confidence that each of those distributors can completely support you and your

project with a full knowledge of our products and their possibilities.

We have hundreds of distributors all over the world, the latest list of which is always available at dline.com

We always name our collections after their designers, because without our designers, we simply wouldn't exist. And we work with more designers and architecture studios than what is represented in this book, including

Bjarke Ingels,
Cubo,
OneN,
and more.


Explore the collections fully, via

dline.com

Item no.:
14708002005


Description:
Paper dispenser
Wall mounted, w/ lid, 285×300×123 mm
Satin stainless steel AISI 316

Collection:
Knud Holscher



d line

curated collections



B ——— W

available in North America through Bridgeport Worldwide and its dealers
T :+1-800-362-1484 — info@BridgeportWorldwide.com

d line

dline.com