

QUICK SPECS

Scan code for full specifications.

POWER

1.5 kW / 2.1 HP

RESERVOIR CAPACITY

0.7 gals / 2.7 L

WEIGHT

SMART – 77 lbs. / 35 kg

STANDARD – 71 lbs. / 32 kg

LIGHTNING™ PUMP SERIES

Smart & Standard Hydraulic Pumps


HYTORC knows that speed, reliability, and versatility are not just needs; they are essential requirements. With the increasing complexity of day-to-day projects and the harsh environments of many worksites, having a battery-powered hydraulic pump that can deliver speed, accuracy, and reliability isn't just an advantage; it's a necessity that comes standard in every HYTORC LIGHTNING series pump, including the LIGHTNING - Smart that brings data capturing capabilities to the forefront. Don't wait until slow, unreliable equipment leads to inaccurate bolt loads, compromised structural integrity, and, ultimately, project delays.

- Battery-Operated
- Brushless DC Variable Speed Motor
- Robust and Rain-Tight



EASY-TO-READ OIL GAUGE

Filling oil has never been simpler with this new easy-to-read combined oil level and temperature gauge.



CABLE MANAGEMENT

Convenient and easy-to-use Cable Management System keeps cables from getting tangled and becoming a workplace tripping hazard.



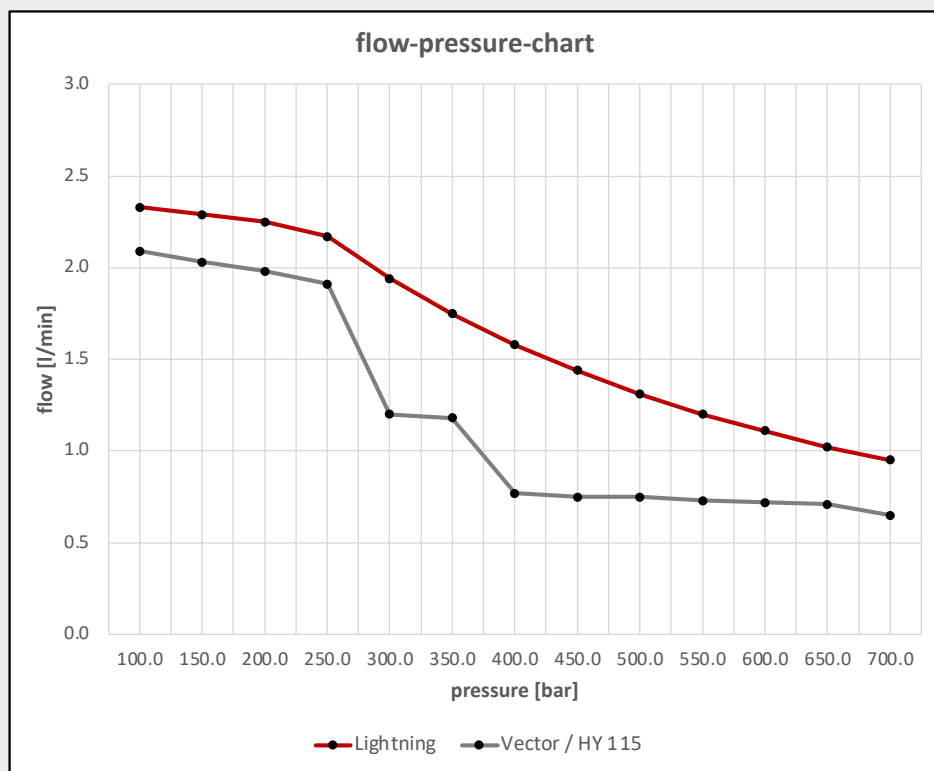
BOLTING DOCUMENTATION®

Keep accurate records for better quality assurance. The LIGHTNING - Smart will come with a documentation feature that allows all bolting data to be recorded. Easily transfer the data to a PC via USB. A report is created and downloaded as a single package (.txt, .html, .csv, .json, .rpe). (SMART model only.)



LIGHTNING PUMP PROTECTIVE CASE

The hard shell protective case has 2 wheels and a pullout handle for easy maneuvering around job sites. (Hard shell case comes with the SMART version. It is an optional accessory for the STANDARD version.)



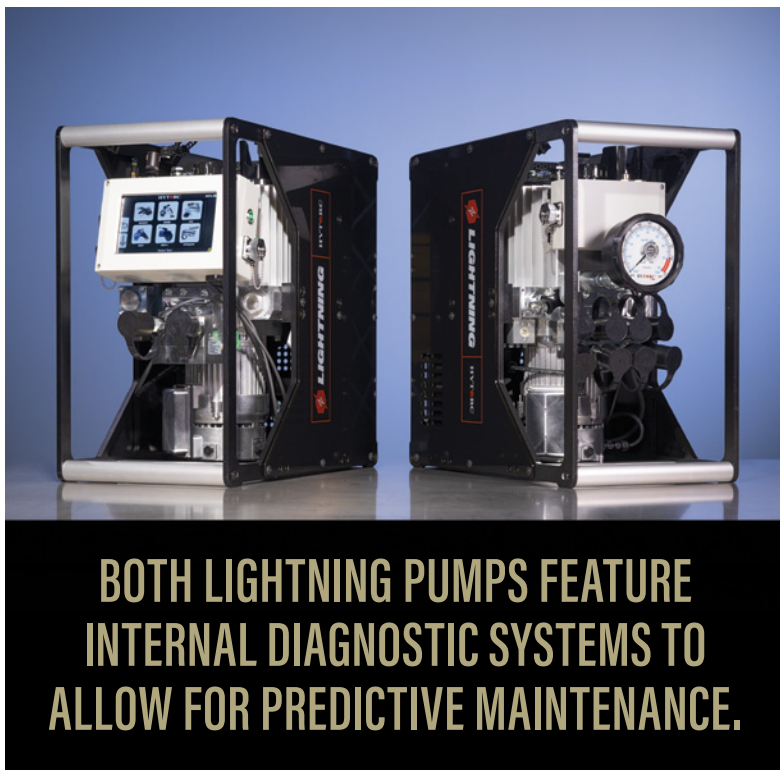
ELITE PUMP PERFORMANCE

The **LIGHTNING** has a significant increase in flow, making it faster than any single motor pump. The Brushless DC variable speed motor means the LIGHTNING's pump elements can run simultaneously. This provides a significant increase in bolting speed and eliminates all cut-off points above 1,500 psi during the bolting process.



VIBRATION, OPTICAL & AUDIO FEEDBACK FOR SMART MODEL

The remote has vibration feedback as well as a red light/green light alert system. The pump itself beeps when it reaches the specified torque setting. This means more awareness of pump actions when using the LIGHTNING PUMP for bolting. (SMART model only.)



**BOTH LIGHTNING PUMPS FEATURE
INTERNAL DIAGNOSTIC SYSTEMS TO
ALLOW FOR PREDICTIVE MAINTENANCE.**


LIGHTNING™ PUMP - Smart

The **Smart** version is fully automatic - all you have to do is choose the tool from the options shown on the 7" screen, enter the torque value, push the button and the pump does the rest of the work. The touch display can be used with gloves, making setup easier and safer. It has a pendant with vibration feedback, data collection capability, and comes with a hard shell storage and transportation case. The internal backup battery means data collection is not lost during battery changes.

LIGHTNING™ PUMP - Standard

The **Standard** model is currently fastest single-motor pump on the market. It comes with a manual pressure gauge, and has controls similar to other HYTORC pumps, making it easier to integrate into ongoing operations.

FULL SPECIFICATIONS



LEGEND: A = 21.1" (535 mm) B = 10.8" (273 mm) C = 20.1" (510 mm)

PUMP SPECIFICATIONS AND FEATURES	STANDARD	SMART	COMPLETE KIT CONTENTS
Battery	1170 Wh	1170 Wh	<ul style="list-style-type: none">• LIGHTNING PUMP• Battery pack• Battery pack charger• Hard shell case (Smart - included/Standard - optional)
Power	1.5 kW / 2.1 HP	1.5 kW / 2.1 HP	
Data Recording	No	Yes	
Gauge	Analog	Digital	
Stages	N/A	N/A	
15' Remote Control	Yes	Yes	
Oil Cooler	Yes	Yes	
Ports	1 or 4	1 or 4	
Reservoir Capacity	0.7 gals / 2.7 L	0.7 gals / 2.7 L	
Weight (w/o battery, w/o oil)	71 lbs. / 32 kg.	77 lbs. / 35 kg	
Maximum Oil Flow Rate	1,450 PSI / 100 bar	~2.35 L/min	
Middle Oil Flow Rate	3,900 PSI / 270 bar	~2.1 L/min	
Middle + Oil Flow Rate	6,100 PSI / 425 bar	~1.5 L/min	
High Oil Flow Rate	10,000 PSI / 700 bar	~1.0 L/min	

HYTORC owns all content, copyrights, trademarks and patents in this document. © 2024 HYTORC. Any unauthorized use or distribution of any material from this document is strictly prohibited.

Headquarters:
333 Route 17 N., Mahwah, NJ 07430
+1-201-512-9500

Contact:
1-800-FOR-HYTORC
info@hytorc.com

Online:
hytorc.com