



HDMI® SWITCH WITH 4 INPUTS + 1 HDMI® OUTPUT
1 HDMI® AUDIO OUTPUT + AUDIO BREAKOUT

CS-HDM4X1ASW5



Quick Start Guide

What's included



Main Unit



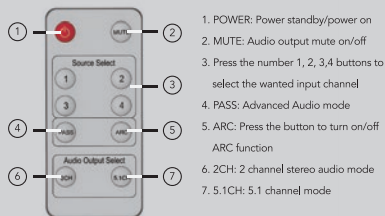
Remote Control



Adapter

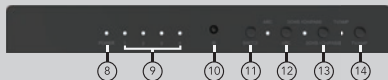
Ports and Interfaces

Remote Control



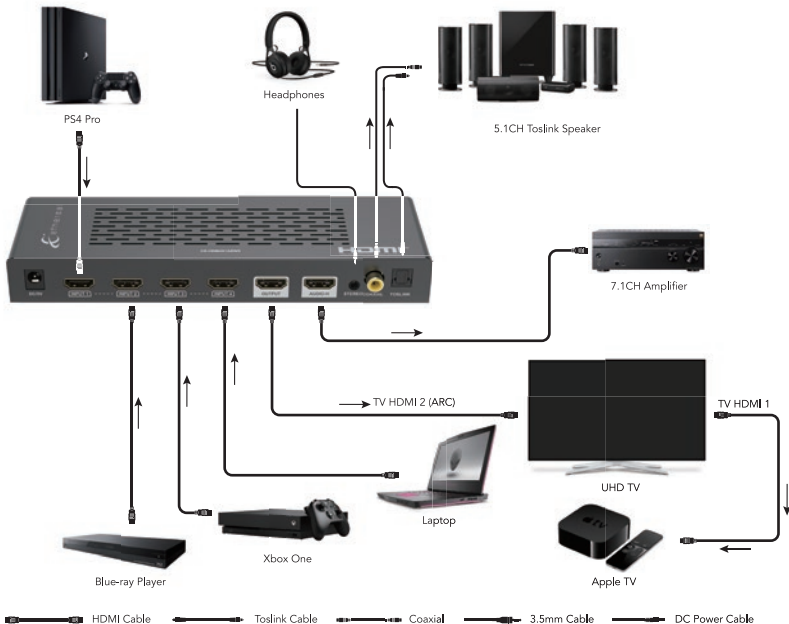
1. POWER: Power standby/power on
2. MUTE: Audio output mute on/off
3. Press the number 1, 2, 3, 4 buttons to select the wanted input channel
4. PASS: Advanced Audio mode
5. ARC: Press the button to turn on/off ARC function
6. 2CH: 2 channel stereo audio mode
7. 5.1CH: 5.1 channel mode

Remote Control Size: 86 x 40 x 7mm



8. Power: Power LED Indicator
9. 1-4: Input1-4 LED Indicator
10. IR: IR Receiver
11. SWITCH: Input Port Select Button (Cyclic Switch)
12. ARC: ARC on/off button and LED Indicator
LED on is ARC function working
LED off is no ARC function
13. 2CH/5.1CH/PASS: 2CH/5.1CH/PASS Audio mode select button and LED Indicator
2CH: LED off 2CH audio mode
5.1CH: LED flash slowly (default status) for 5.1CH audio mode
PASS: LED on for 7.1CH audio mode
14. TV/AMP: TV/AMP Select Button and LED Indicator for audio mode
TV: LED OFF for Read TV audio EDID, and the 2.0CH/5.1CH/PASS audio mode is no function
AMP: LED On for Read AMP EDID
When at PASS Mode
LED On for Read default 5.1CH EDID
When at 5.1CH Mode
LED On for Read default 2.0CH EDID
When at 2.0CH Mode
15. DC/5V: DC 5V IN
16. INPUT 1-4: HDMI Input1-4 port
17. OUTPUT: HDMI Output port
18. Audio-H: HDMI output for audio only
19. Audio Output Port
STEREO: Analog Stereo Audio Output
COAXIAL: Digital Coaxial Audio Output
TOSLINK: Digital Toslink Audio Output

Connection Diagram



→ Apple TV or other Audio Input Source

Note:

ARC Function need your TV support

Input source device: 360 XBOX one Panasonic DVD Sony DVD PS3 PS4 PS4Pro Apple TV 4K ROKU SKY and so on

Introduction

The 4 port HDMI™ 4K switch lets you share a display with four HDMI™-enabled A/V devices. The switch features four independent inputs that each support 4K resolution and 7.1 surround sound audio. You'll be amazed at how this video switch maintains Ultra HD picture quality. 4K is supported by the latest A/V devices and delivers four times the resolution of 1080p. Plus, because the switch is backward compatible with high-definition 1080p, you can assure any video source will look great in your digital signage application.

Also, the audio embedded in HDMI™ can be extracted via HDMI, Toslink or Coaxial and the switch can return the audios to AV receivers with audio return channel (ARC) function.

Features

- Support manual control and remote control
- Enables the each first activated video source to be displayed automatically at once and then change to manual (remote control or button control) switch mode for other video source connect to the switch
- Support digital audio output simultaneously: Audio-H (HDMI only for audio), Stereo, Toslink and Coaxial
- Support resolution up to 4K@60Hz 4:4:4
- Support High Dynamic Range (HDR) video
- Support 600MHz/6Gbps per channel (18Gbps all channels) bandwidth
- Support 12bit per channel (36bit all channels) deep color
- Support HDCP2.2
- Support uncompressed audio such as LPCM 7.1
- Support compressed audio such as DTS, Dolby Digital (including DTS-HD Master Audio™ and Dolby TrueHD)
- Support Audio Return Channel

WARNING – INGESTION HAZARD: This product contains a button cell or coin battery

- Battery model: CR2025
- Battery nominal voltage: 3.0V
- Remove and immediately recycle or dispose of used batteries according to local regulations and keep away from children. Do NOT dispose of batteries in household trash or incinerate.
- Even used batteries may cause severe injury or death.
- Call a local poison control center for treatment information.
- Non-rechargeable batteries are not to be recharged.
- Do not force discharge, recharge, disassemble, heat above 70 C / 158 F or incinerate. Doing so may result in injury due to venting, leakage or explosion resulting in chemical burns.
- Ensure the batteries are installed correctly according to polarity (+ and -).
- Do not mix old and new batteries, different brands or types of batteries, such as alkaline, carbon-zinc, or rechargeable batteries.
- Remove and immediately recycle or dispose of batteries from equipment not used for an extended period of time according to local regulations.
- Always completely secure the battery compartment.
- If the battery compartment does not close securely, stop using the product, remove the batteries, and keep them away from children.

Specification

Input Ports	HDMI x 4
Output Ports	HDMI x 1, Audio-H x 1, Stereo x 1, Coaxial x 1, Toslink x 1
Vertical Frequency Range	50/60Hz
Video Amplifier Bandwidth	6.0Gbps/600MHz per channel(18Gbps all channel)
Interlaced(50&60Hz)	480i,576i,1080i
Progressive(50&60Hz)	480p,576p,720p,1080p,4K@60Hz
Limited Warranty	1 Year Parts and Labor
Operating Temperature	0° C to 70° C
Storage Humidity	5% to 90% RH non-condensation
Power Supply	5V DC
Power Consumption (Max)	5W
Switcher Unit Cert	CE, FCC, RoHS
Power Supply Cert	CE, FCC, RoHS
Power Adapter Standard	US, EU, UK, AU Standard etc.
Dimension(LxWxH)	211 x 66 x 26mm
Net Weight	356g
Material	Metal
User Manual	English Version

Note: Specification is subject to change without notice.

Troubleshooting

Problems	Causes	Solutions
Power light is off and product is not working; Signal light is off and no picture output, black screen.	Is the power adapter properly connected and the HDMI channel is selected correctly	Please check if the power adapter is connected properly and select the correct HDMI channel
Screen splash or pink screen	HDMI cable may not be HDMI 2.0 specification may be too long HDMI cable	Please use the standard HDMI 2.0 cable, the input or output cable length does not exceed 5M, 4K @ 30Hz and 1080P @ 60Hz, input and output cable length can reach 10M to 10M
Does HDR not support	The input source may not support HDR and the output source may not support HDR	Please make sure the input source and TV support HDR
3.5mm no audio output or noise	The current audio mode may be at 5.1CH	Please select 2.0CH on the remote control or product
The remote control cannot be used normally	<ol style="list-style-type: none">1. The remote control battery may not be removed.2. The remote control is not aligned with the product or the distance is too far away.3. The battery may be depleted	<ol style="list-style-type: none">1. Please take the remote control card away.2. When using the remote control, please align the product's IR receiver and ensure that it is used within the 8M range.3. Please replace the battery



Dolby is a trademark of Dolby Laboratories.

The Adopted Trademarks HDMI, HDMI High-Definition Multimedia Interface, and the HDMI Logo are trademarks or registered trademarks of HDMI Licensing Administrator, Inc. in the United States and other countries.

All other trademarks, registered trademarks, or service marks are the property of their respective owners.

