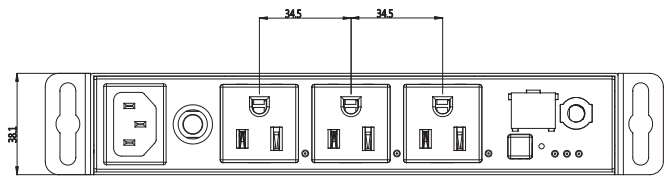
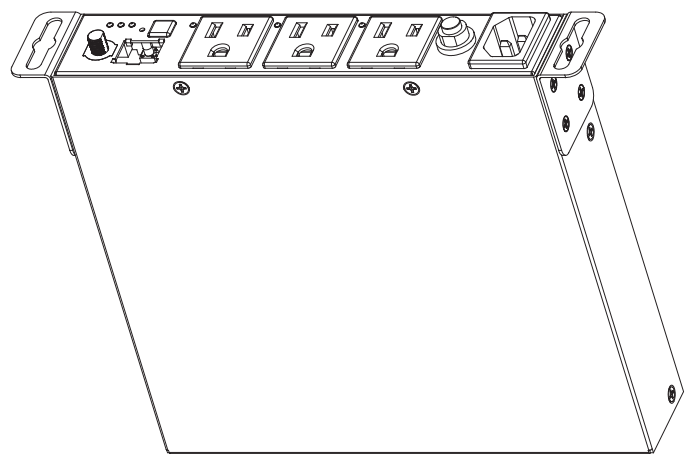
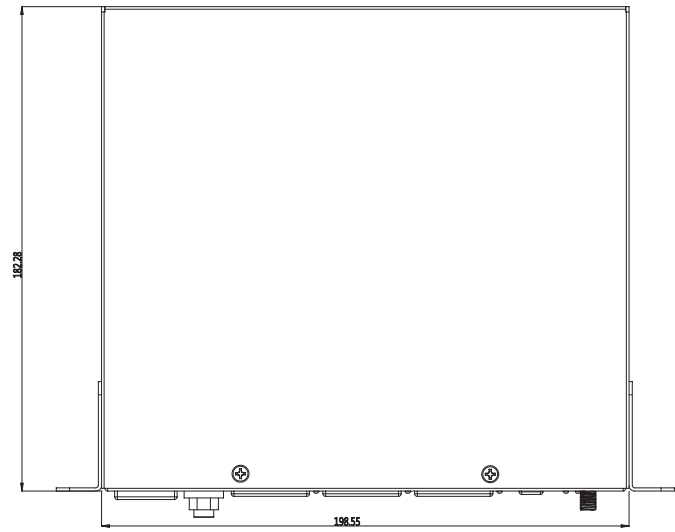


1 2 3 4 5 6 7 8 9 10 11 12 13 14 15 16

LTR	M-AREA	DESCRIPTION	M-NAME	DATE	CHECK

A B C D E F G H I J K



REV.	V0	FINISH	N/A	UNIT	mm
SIZE	A1	DATE	2021/03/02	THICKNESS	N/A
THIRD ANGLE PROJECTION		DRAWING TYPE	ASSEM	MATERIAL	



PARTS NO.	DESIGNER	SHEET	1
DRG.NO	DRAWER	MODEL	PR-W3PI
DRG.NAME	Outline	APPROVER	SCALE
			1.000

1 2 3 4 5 6 7 8 9 10 11 12 13 14 15 16