

PREMIUM BATTERIES + ACCESSORIES

SHURIKEN®

AUXILIARY POWER BATTERIES



SHURIKEN®
LITHIUM SERIES

Model: LB-BT100

12.8 VOLTS
100 Ah
1280 Wh

Features:
• Full 12.8V Lithium Polymer Series
• 100Ah (100Ah)
• 12.8V (12.8V)
• Capacity: 1280 Wh

Applications:
• Boat Power (12V)
• Backup Power (12V)
• RV Power (12V)
• Power Windows (12V)
• Power Seats (12V)
• Power Mirrors (12V)
• Power Slides (12V)
• Power Locks (12V)
• Power Windows (12V)
• Power Seats (12V)
• Power Mirrors (12V)
• Power Slides (12V)
• Power Locks (12V)

POWER CELL 1750
12 VOLT 75 AMP 12 LITER
SHURIKEN®
AGM RECHARGEABLE BATTERY

MADE IN CHINA

DO NOT OPEN

SHURIKENONLINE.COM

WARNING: BATTERY MUST BE RECYCLED
FOR PROPER DISPOSAL
CALL 1-800-525-2288

WASH HANDS AFTER HANDLING

SHURIKENONLINE.COM

**Introducing our
newest and greatest
line of batteries!**

**SHURIKEN[®]
LITHIUM SERIES**



WHY CHOOSE LITHIUM?



**LONG LIFE &
RELIABILITY**



**HIGHER TOTAL
SYSTEM CAPACITY**



**LIGHTWEIGHT
IN COMPARISON**



**SUPERIOR CHARGE
EFFICIENCY**



**WIDE OPERATING
TEMPERATURE**



**LONG SHELF LIFE
OR STORAGE**

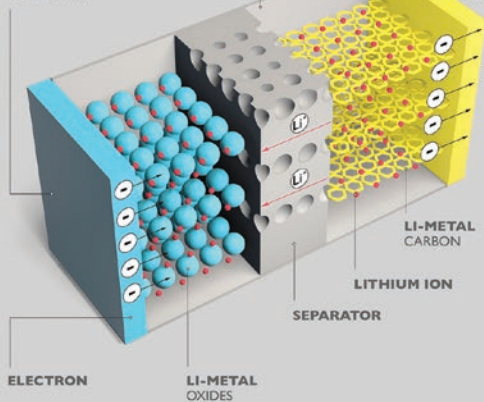
LITHIUM-ION BATTERY

DISCHARGE

**CATHODE (+)
ALUMINIUM
CURRENT
COLLECTOR**

ELECTROLYTE

**ANODE (-)
COPPER
CURRENT
COLLECTOR**

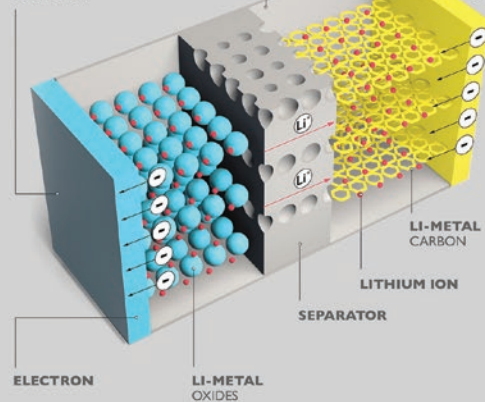


CHARGE

**CATHODE (+)
ALUMINIUM
CURRENT
COLLECTOR**

ELECTROLYTE

**ANODE (-)
COPPER
CURRENT
COLLECTOR**



GREAT FOR MANY APPLICATIONS



GOLF CART



CAR AUDIO



SOLAR BANK



OVERLANDER



RV & BOAT



RACING



WARNING: This catalog does not advise whether a State of California Proposition 65 warning is required for a particular item of merchandise. To learn whether a particular item of merchandise requires a California Proposition 65 warning, please be sure to look up and read the particular merchandise's listing on Metra's website www.MetraOnline.com, as well as read the particular merchandise's packaging. When a California Proposition 65 warning is present on Metra's website listing for the particular merchandise, or on the particular merchandise's packaging, a compliant California Proposition 65 warning is to be provided to the purchasing California consumer prior to the sale of the particular merchandise.

TABLE OF CONTENTS

NEW LITHIUM BATTERIES

500-600 WATT	4
800-1800 WATT	5
2000-2800 WATT	6
LITHIUM STARTING BATTERIES	7
LITHIUM CHARGERS	7

AGM BATTERIES

500-800 WATT	9
1250-1650 AGM	10
1800-4000 WATT	11

STARTING BATTERIES

125-230 CA	13
310-180 CA	14

BRASS BUS BAR BLOCKS

UNIVERSAL	15
PLATE	15

BATTERY ACCESSORIES

WING NUT / SAE POST	16
BATTERY BOXES	16

POWER SUPPLY

99.6-2440 WATT	17
----------------	----


MERCHANDISE

BATTERY RACK	18
MERCH	18

NEW! LITHIUM BATTERY

Shuriken Lithium

We've taken Shuriken batteries to a new level with our new Lithium series. These batteries weigh much less than other options while remaining long-lasting, reliable, and vibration-resistant. They will also be offered in a slim design that easily fits in confined spaces, such as behind interior panels. Their internal components are sectioned into independent cells that make them safer and prevent them from shorting out if damaged. Our lithium batteries have a built-in Battery Management System (BMS) that protects the battery from overcharging while consistently monitoring the cells in each battery. With more than a dozen different models, Shuriken has lithium batteries to fit numerous applications, including audio, motorcycle, marine, auto racing, powersports, and more.



500 WATT 18AH LITHIUM BATTERY

LIGHT WEIGHT **LITHIUM IRON PHOSPHATE**

- 3.2V | 18Ah | 4S3P
- 12.8 volts
- Charging Voltage: 14.6V
- Operating Voltage Range: 10V -14.6V
- Discharge Cut-off Voltage: 10.0V
- Standard Charge Current: 6A
- Maximum Charge Current: 18A
- Maximum Output Power: 230.4Wh
- Wattage: 500W
- Operation Temperature: 14° - 113°F
- Weight: 4.41 lb
- Over-current detection circuit
- Mounting Hardware: M5 Bolt & Nut
- Charging Options: Constant Current (Faster), Constant Voltage
- 7.12" L x 3.03" W x 6.57" H

LI-BT18



600 WATT 24AH LITHIUM BATTERY

LIGHT WEIGHT **LITHIUM IRON PHOSPHATE**

- 3.2V | 24Ah | 4P
- 12.8 volts
- Charging Voltage: 14.6V
- Operating Voltage Range: 10V -14.6V
- Discharge Cut-off Voltage: 10.0V
- Standard Charge Current: 8A
- Maximum Charge Current: 24A
- Maximum Output Power: 307Wh
- Wattage: 600W
- Operation Temperature: 14° - 113°F
- Weight: 6.4 lb
- Over-current detection circuit
- Mounting Hardware: M5 Bolt & Nut
- Charging Options: Constant Current (Faster), Constant Voltage
- 7.12" L x 2.99" W x 6.49" H

LI-BT24



800 WATT 36AH LITHIUM BATTERY

LIGHT WEIGHT **LITHIUM IRON PHOSPHATE**

- 3.2V | 36Ah | 4S6P
- 12.8 volts
- Charging Voltage: 14.6V
- Operating Voltage Range: 10V -14.6V
- Discharge Cut-off Voltage: 10.0V
- Standard Charge Current: 12A
- Maximum Charge Current: 36A
- Maximum Output Power: 460Wh
- Wattage: 800W
- Operation Temperature: 14° - 113°F
- Weight: 10.8 lb
- Over-current detection circuit
- Mounting Hardware: M6 Bolt & Nut
- Charging Options: Constant Current (Faster), Constant Voltage
- 7.67" L x 5.11" W x 6.57" H

LI-BT36



1250 WATT 45AH LITHIUM BATTERY

LIGHT WEIGHT **LITHIUM IRON PHOSPHATE**

- 3.2V | 45Ah | 4S1P
- 12.8 volts
- Charging Voltage: 14.6V
- Operating Voltage Range: 10V -14.6V
- Discharge Cut-off Voltage: 10.0V
- Standard Charge Current: 15A
- Maximum Charge Current: 45A
- Maximum Output Power: 576Wh
- Wattage: 1250W
- Operation Temperature: 14° - 113°F
- Weight: 14.77 lb
- Over-current detection circuit
- Mounting Hardware: M8 Bolt & Nut
- Charging Options: Constant Current (Faster), Constant Voltage
- 7.75" L x 6.5" W x 6.65" H

LI-BT45



1500 WATT 60AH LITHIUM BATTERY

LIGHT WEIGHT **LITHIUM IRON PHOSPHATE**

- 3.2V | 60Ah | 4S1P
- 12.8 volts
- Charging Voltage: 14.6V
- Operating Voltage Range: 10V -14.6V
- Discharge Cut-off Voltage: 10.0V
- Standard Charge Current: 20A
- Maximum Charge Current: 60A
- Maximum Output Power: 768Wh
- Wattage: 1500W
- Operation Temperature: 14° - 113°F
- Weight: 16.5 lb
- Over-current detection circuit
- Mounting Hardware: M8 Bolt & Nut
- Charging Options: Constant Current (Faster), Constant Voltage
- 9.06" L x 8" W x 5.43" H

LI-BT60



1800 WATT 80AH LITHIUM BATTERY

LIGHT WEIGHT **LITHIUM IRON PHOSPHATE**

- 3.2V | 80Ah | 4S1P
- 12.8 volts
- Charging Voltage: 14.6V
- Operating Voltage Range: 10V -14.6V
- Discharge Cut-off Voltage: 10.0V
- Standard Charge Current: 20A
- Maximum Charge Current: 80A
- Maximum Output Power: 1024Wh
- Wattage: 1800W
- Operation Temperature: 14° - 113°F
- Weight: 22 lb
- Over-current detection circuit
- Mounting Hardware: M8 Bolt & Nut
- Charging Options: Constant Current (Faster), Constant Voltage
- 10.23" L x 6.61" W x 9.05" H

LI-BT80



NEW! LITHIUM BATTERY

2000 WATT 100AH LITHIUM BATTERY

LIGHT WEIGHT LITHIUM IRON PHOSPHATE

- 3.2V | 100Ah | 4S1P
- 12.8 volts
- Charging Voltage: 14.6
- Operating Voltage Range: 10V -14.6V
- Discharge Cut-off Voltage: 10.0V
- Standard Charge Current: 25A
- Maximum Charge Current:100A
- Maximum Output Power: 1280Wh
- Wattage: 2000W
- Operation Temperature: 14° - 113°F
- Weight: 28.6 lb
- Over-current detection circuit
- Mounting Hardware: M8 Bolt & Nut
- Charging Options: Constant Current (Faster), Constant Voltage
- 12" L x 6.73" W x 8.5" H

LI-BT100



2000 WATT 100AH LITHIUM BATTERY

LIGHT WEIGHT LITHIUM IRON PHOSPHATE

- 3.2V | 100Ah | 4S1P
- 12.8 volts
- Charging Voltage: 14.6V
- Operating Voltage Range: 10V -14.6V
- Discharge Cut-off Voltage: 10.0V
- Standard Charge Current: 25A
- Maximum Charge Current: 100A
- Maximum Output Power: 1280Wh
- Wattage: 2000W
- Operation Temperature: 14° - 113°F
- Weight: 28.6 lb
- Over-current detection circuit
- Power Connection: Anderson 6 gauge
- Charging Options: Constant Current (Faster), Constant Voltage
- 23.62" L x 9.84" W x 2.95" H
- Voltage/Charge remaining Battery Gauge

LI-BT100-SLIM



2400 WATT 120AH LITHIUM BATTERY

LIGHT WEIGHT LITHIUM IRON PHOSPHATE

- 3.2V | 120Ah | 4S1P
- 12.8 volts
- Charging Voltage: 14.6V
- Operating Voltage Range: 10V -14.6V
- Discharge Cut-off Voltage: 10.0V
- Standard Charge Current: 40A
- Maximum Charge Current: 120A
- Maximum Output Power: 1440Wh
- Wattage: 2400W
- Operation Temperature: 14° - 113°F
- Weight: 35.2 lb
- Over-current detection circuit
- Mounting Hardware: M8 Bolt & Nut
- Charging Options: Constant Current (Faster), Constant Voltage
- 12.99" L x 6.73" W x 8.5" H

LI-BT120



2800 WATT 150AH LITHIUM BATTERY

LIGHT WEIGHT LITHIUM IRON PHOSPHATE

- 3.2V | 150Ah | 4S1P
- 12.8 volts
- Charging Voltage: 14.6V
- Operating Voltage Range: 10V -14.6V
- Discharge Cut-off Voltage: 10.0V
- Standard Charge Current: 50A
- Maximum Charge Current: 150A
- Maximum Output Power: 1920Wh
- Wattage: 2800W
- Operation Temperature: 14° - 113°F
- Weight: 42.3 lb
- Over-current detection circuit
- Mounting Hardware: M8 Bolt & Nut
- Charging Options: Constant Current (Faster), Constant Voltage
- 19" L x 6.69" W x 9.48" H

LI-BT150



NEW! LITHIUM BATTERY & CHARGER

140 CA 2AH LITHIUM BATTERY

LIGHT WEIGHT **LITHIUM ION**

- 12.8 volts | 2Ah
- 25.6 watt-hours
- 140 cranking amps
- Voltage protection 9V - 15.6V
- Built-in short circuit protection
- Extremely lightweight
- Long life of over 1500 cycles
- Quick recharge time (90% recharge in less than 6 minutes)
- Dry cell battery - No lead or spill
- Longer shelf life than AGM batteries
- 4.44" L x 2.75" W x 3.34" H

LI-BTX4L



500 CA 8AH STARTING BATTERY

LIGHT WEIGHT **LITHIUM ION**

- 12.8 volts | 8Ah
- 102.4 watt-hours
- 500 cranking amps
- Voltage protection 9V - 15.6V
- Built-in short circuit protection
- Extremely lightweight
- Long life of over 1500 cycles
- Quick recharge time (90% recharge in less than 6 minutes)
- Dry cell battery - No lead or spill
- Longer shelf life than AGM batteries
- 6.88" L x 3.42" W x 3.42" H

LI-BTX20L



550 CA 10AH STARTING BATTERY WITH 3AMP CHARGER

LIGHT WEIGHT **LITHIUM ION**

- 12.8 volts | 10Ah
- 128 watt-hours
- 550 cranking amps
- Voltage protection 9V - 15.6V
- Built-in short circuit protection
- Extremely lightweight
- Long life of over 1500 cycles
- Quick recharge time (90% recharge in less than 6 minutes)
- Dry cell battery - No lead or spill
- Longer shelf life than AGM batteries
- 6.61" L x 5" W x 6.96" H

BC-BTX30L-CH



3AMP CHARGER

- Lithium Battery Charger
- 14.6V @ 3A
- Positive and negative battery terminal clamps included

LI-CHARGER-3A



15AMP CHARGER

- Lithium Battery Charger
- 14.6V @ 15A
- Positive and negative battery terminal clamps included
- Internal fuse protection

LI-CHARGER-15A




SHURIKEN[®]

AGM RECHARGEABLE BATTERIES

AGM TECHNOLOGY

Shuriken batteries can be found powering anything from motorcycles and cabin cruisers to competition audio systems. Shuriken provides the constant voltage needed for optimum sound quality and other uses. These batteries all use Absorbed Glass Matte (AGM) technology and are fully charged, ready to use direct from the factory. They are non-spillable and maintenance free. Because of the AGM design, they can be discharged and recharged hundreds of times with a one-year replacement warranty.



PREMIUM QUALITY

Shuriken offers batteries for Reserve Power Cell, Marine/RV and PowerSports applications. The PowerSports batteries are designed to fit all of the most popular applications based on today's BCI and JIS fitment standards. Perfect for replacing factory batteries in motorcycle, ATV, UTV, marine and RV applications.

The Shuriken batteries are extremely resistant to excessive heat and strong vibration. With super-low ESR and closely packed pure lead plates, each battery packs a real punch. Shuriken Reserve Power Cells are designed to deliver the winning edge at SPL competitions while providing the consistent backup power needed for powerful car stereo systems, especially when parked for parties and shows.

Shuriken continues to be a complete battery supplier and your one stop shop for your battery needs.

500 WATT 18AH 12V RESERVE POWER CELL

AGM (ABSORBED GLASS MAT) TECHNOLOGY

- Shuriken Batteries constructed with Virgin Lead
- Can be mounted in any position
- Low internal resistance for better mobile electronics performance
- Can be fully discharged and recharged 100s of times
- Weight: 12 lb
- 6.5" L x 7.14" W x 3" H

SK-BT18



600 WATT 20AH 12V RESERVE POWER CELL

AGM (ABSORBED GLASS MAT) TECHNOLOGY

- Shuriken Batteries constructed with Virgin Lead
- Can be mounted in any position
- Low internal resistance for better mobile electronics performance
- Can be fully discharged and recharged 100s of times
- Weight: 13 lb
- 6.5" L x 7.14" W x 3" H

SK-BT20



700 WATT 28AH 12V RESERVE POWER CELL

AGM (ABSORBED GLASS MAT) TECHNOLOGY

- Shuriken Batteries constructed with Virgin Lead
- Can be mounted in any position
- Low internal resistance for better mobile electronics performance
- Can be fully discharged and recharged 100s of times
- Weight: 21 lb
- 6.9" L x 6.5" W x 4.92"

SK-BT28



800 WATT 35AH 12V RESERVE POWER CELL

AGM (ABSORBED GLASS MAT) TECHNOLOGY

- Shuriken Batteries constructed with Virgin Lead
- Can be mounted in any position
- Low internal resistance for better mobile electronics performance
- Can be fully discharged and recharged 100s of times
- Weight: 25 lb
- 6.46" H x 7.7" W x 5.12" D

SK-BT35



AGM BATTERY

1250 WATT 45AH 12V RESERVE POWER CELL

AGM (ABSORBED GLASS MAT) TECHNOLOGY

- Shuriken Batteries constructed with Virgin Lead
- Can be mounted in any position
- Low internal resistance for better mobile electronics performance
- Can be fully discharged and recharged 100s of times
- Weight: 32 lb
- 6.5" H x 7.76" W x 6.5" D

SK-BT45



1500 WATT 60AH 12V RESERVE POWER CELL

AGM (ABSORBED GLASS MAT) TECHNOLOGY

- Shuriken Batteries constructed with Virgin Lead
- Can be mounted in any position
- Low internal resistance for better mobile electronics performance
- Can be fully discharged and recharged 100s of times
- Weight: 37.5 lb
- 8" H x 9" W x 5.5" D

SK-BT60



650 WATT 55AH 12V RESERVE POWER CELL WITH TOP AND SIDE POSTS

AGM (ABSORBED GLASS MAT) TECHNOLOGY

- Shuriken Batteries constructed with Virgin Lead
- Fits BCI group 34 and 78 with top and side posts
- Will replace OE batteries in GM and others
- Factory activated ready to use
- Maintenance free
- Weight: 43 lb
- 7.88" H x 10.75" W x 7" D

SK-BT8785DT



1650 WATT 70AH FULL SIZE 12V RESERVE POWER CELL

AGM (ABSORBED GLASS MAT) TECHNOLOGY

- Shuriken Batteries constructed with Virgin Lead
- Can be mounted in any position
- Low internal resistance for better mobile electronics performance
- Can be fully discharged and recharged 100s of times
- Weight: 40 lb
- 9" H x 10.2" W x 6.61" D

SK-BT70



1800 WATT 80AH 12V RESERVE POWER CELL

AGM (ABSORBED GLASS MAT) TECHNOLOGY

- Shuriken Batteries constructed with Virgin Lead
- Can be mounted in any position
- Low internal resistance for better mobile electronics performance
- Can be fully discharged and recharged 100s of times
- Weight: 55 lb
- 8" H x 10.25" W x 6.75" D

SK-BT80



2000 WATT 100AH 12V RESERVE POWER CELL

AGM (ABSORBED GLASS MAT) TECHNOLOGY

- Shuriken Batteries constructed with Virgin Lead
- Can be mounted in any position
- Low internal resistance for better mobile electronics performance
- Can be fully discharged and recharged 100s of times
- Weight: 60 lb
- 8.5" H x 10.75" W x 7" D

SK-BT100



2400 WATT 120AH 12V RESERVE POWER CELL

AGM (ABSORBED GLASS MAT) TECHNOLOGY

- Shuriken Batteries constructed with Virgin Lead
- Can be mounted in any position
- Low internal resistance for better mobile electronics performance
- Can be fully discharged and recharged 100s of times
- Weight: 79 lb
- 8.5" H x 13" W x 6.75" D

SK-BT120



4000 WATT 140AH 12V RESERVE POWER CELL

AGM (ABSORBED GLASS MAT) TECHNOLOGY

- Shuriken Batteries constructed with Virgin Lead
- Can be mounted in any position
- Low internal resistance for better mobile electronics performance
- Can be fully discharged and recharged 100s of times
- Weight: 91 lb
- 11" H x 13.5" W x 6.73" D

SK-BT140





THE INSTALLER'S CHOICE

BE PART OF OUR EXCLUSIVE DEALER WEBSITE!

MetraDealer.com

Register online today!



- ▶ Order at anytime. Day or Night!
- ▶ Always up to date with all the latest products!
- ▶ All the Metra Brands in one location for your ordering convenience.

For more information please call your sales representative at 386-257-2956

125 CA 8AH 12V STARTING BATTERY

AGM (ABSORBED GLASS MAT) TECHNOLOGY

- Shuriken Batteries constructed with Virgin Lead
- Fits JIS battery type BTX9-BS applications
- Replaces OE battery in Kawasaki, Suzuki and others (See fitment chart at Shurikenonline.com)
- Factory activated ready for use
- Maintenance free
- Can be fully discharged and recharged 100s of time
- Weight: 6.8 lb
- 4.13" H x 5.88" W x 3.44" D

SK-BTX9-BS



180 CA 10AH 12V STARTING BATTERY

AGM (ABSORBED GLASS MAT) TECHNOLOGY

- Shuriken Batteries constructed with Virgin Lead
- Fits JIS battery type BTX12-BS applications
- Replaces OE battery in Honda, Suzuki, Aprilia and others (See fitment chart at Shurikenonline.com)
- Factory activated ready for use
- Maintenance free
- Can be fully discharged and recharged 100s of time
- Weight: 9 lb
- 5.13" H x 5.88" W x 3.5" D

SK-BTX12-BS



230 CA 12AH 12V STARTING BATTERY

AGM (ABSORBED GLASS MAT) TECHNOLOGY

- Shuriken Batteries constructed with Virgin Lead
- Fits JIS battery type BTX14-BS applications
- Replaces OE battery in BMW, Honda, Kawasaki and others (See fitment chart at Shurikenonline.com)
- Factory activated ready for use
- Maintenance free
- Can be fully discharged and recharged 100s of time
- Weight: 10.4 lb
- 5.75" H x 5.88" W x 3.44" D

SK-BTX14-BS



STARTING BATTERY

310 CA 18AH 12V STARTING BATTERY

AGM (ABSORBED GLASS MAT) TECHNOLOGY

- Shuriken Batteries constructed with Virgin Lead
- Fits JIS battery type BTX20L-BS applications
- Replaces OE battery in Buell, Harley-Davidson, Honda, Triumph and others (See fitment chart at Shurikenonline.com)
- Factory activated ready for use
- Maintenance free
- Can be fully discharged and recharged 100s of time
- Weight: 15.2 lb
- 6.13" H x 6.88" W x 3.44" D

SK-BTX20L-BS



180 CA 10AH 12V STARTING BATTERY

AGM (ABSORBED GLASS MAT) TECHNOLOGY

- Shuriken Batteries constructed with Virgin Lead
- Fits JIS battery type BTX30I-BS applications
- Replaces OE battery in Harley-Davidson, Arctic Cat, Polaris and others (See fitment chart at Shurikenonline.com)
- Factory activated ready for use
- Maintenance free
- Can be fully discharged and recharged 100s of time
- Weight: 22.9 lb
- 6.56" H x 5.88" W x 5.16" D

SK-BTX30I





NEW!
**UNIVERSAL BRASS BUS
 BAR BLOCK**

*GATE LOCK™ TECHNOLOGY
 BATTERY CLAMP STYLE*

- Standard 5mm set screw
- High quality ABS protective cover
- Includes inserts for positive and negative terminal
- Includes wire trim inserts
- Accepts 10 to 0 gauge wire
- 6 mounting points
- Clamps to a SAE style battery post

SK-TML-BLKC



NEW!
**UNIVERSAL BRASS BUS
 BAR BLOCK**

BATTERY CLAMP STYLE

- Standard 5mm set screw
- Includes inserts for positive and negative terminal
- Accepts up to 0 gauge ring terminals
- 6 mounting points
- Clamps to a SAE style battery post

SK-TML-PLC



Secures a 0 gauge wire down to a 10 gauge wire within the same terminal. Rubber inserts are included to trim out different wire sizes, giving a consistent look to your install.



BRASS BUS BAR BLOCK

GATE LOCK™ TECHNOLOGY

- 100% brass
- Easy mount
- Standard 5mm set screws
- Gate Lock™ technology
- High-quality ABS protective cover
- Includes inserts for positive and negative terminal
- Includes wire trim inserts
- Accepts 10 to 0 gauge wire
- 6 mounting points

SK-TML-BLK

BRASS BUS BAR PLATE

FOR RING TERMINALS

- 100% brass
- Easy mount
- Standard 5mm set screws
- Includes inserts for positive and negative terminal
- Accepts 10 to 0 gauge wire
- 6 mounting points

SK-TML-PL

BATTERY ACCESSORIES

WING NUT SETS

POSITIVE & NEGATIVE


- 3 wing nut sets (positive and negative). Short mounting posts replace the SAE posts. Medium mounting posts are for the battery. Long mounting posts mount the adapter to the battery.

Fits **SK-BT18, SK-BT20, SK-BT28, LI-BT18 LI-BT24**

SK-WN20 (M5)

Fits **SK-BT35, SK-BT45, SK-BT60, SK-BT70, SK-BT80, SK-BT100, LI-BT36**

SK-WN35-100 (M6)



SAE POST SETS

POSITIVE & NEGATIVE

- 2 pair SAE posts (positive and negative). Shorter mounting post is for the battery. The long mounting post is to be used to mount the adapter to the battery.

Fits **SK-BT18, SK-BT20, SK-BT28, LI-BT18 LI-BT24**


SK-SAE20 (M5)

Fits **SK-BT35, SK-BT45, SK-BT60, SK-BT70, SK-BT80, SK-BT100, LI-BT36**

SK-SAE35-100 (M6)

Fits **SK-BT120, SK-BT140, LI-BT45 LI-BT60, LI-BT80 LI-BT100 LI-BT120 LI-BT150**

SK-SAE120 (M8)



BATTERY BOXES

Shuriken Battery Boxes are constructed from heavy-gauge steel and powder-coated for an indestructible finish. The design has holed flanges at the bottom for permanent mounting. The Shuriken Battery Boxes also have pre-cut slots that can be used for hold down straps.

Fits **SK-BT18, SK-BT20**

SK-BT20-BX

Fits **SK-BT35**

SK-BT35-BX

Fits **SK-BT45**

SK-BT45-BX

Fits **SK-BT60**

SK-BT60-BX

Fits **SK-BT80**

SK-BT80-BX

Fits **SK-BT100**

SK-BT100-BX

Fits **SK-BT120**

SK-BT120-BX

Fits **SK-BT140**

SK-BT140-BX

Fits **SK-BT8785DT**

SK-BT8785DT-BX



POWER SUPPLY

- Led light, switchable outputs between smart charging and single fixed voltage (which can be set between 13V and 16.5V)
- Built-in 4 stage smart charger
- Deck mount converter
- UL-CUL approved
- Quiet internal cooling fan
- Overtemp protection
- Reverse polarity protection
- (PFC) Power factor correction
- More efficient and clean power supply
- DC output voltage: 13.6V/14.4 (D C)
- Output voltage tolerance: + or - .7%
- Input voltage range: 105-135 AC
- Dimensions: 3.5" H x 7.2" W x 10.5 D | 89mm x 183mm x 267mm
- Weight: 7 lb | 3.2 kg



430 WATTS	35 AMPS	IBPS35	5 AMPS max AC current @ 108V
850 WATTS	55 AMPS	IBPS55	7 AMPS max AC current @ 108V
1065 WATTS	100 AMP HOURS	IBPS75	12 AMPS max AC current @ 108V
2440 WATTS	110 AMP HOURS	IBPS100	13 AMPS max AC current @ 108V

POWER SUPPLY

- Dimensions: 7 7/8" L x 1 1/2" H x 3 7/8" W

OUTPUT:

- 12V DC voltage
- 8.3A current rating
- 99.6W power rating
- 10.8-13.2V adjustable range

INPUT:

- 85-264VAC 120-370VDC range
- 47-63Hz frequency range
- 82% efficiency (Typ.)
- 2.4A/110VAC 1.2A/220VAC

PS12





BATTERY RACK

- Floor standing rack
- 7 heavy-duty shelves
- Strong metal frame
- Includes top graphic
- Easy set up
- Batteries sold separately
- Dimensions: 81" H x 16" W x 12" D
2057mm x 406mm x 304mm

SK-RACK



T-SHIRTS

- Black shirt with screenprint on front and back

Large - **SK-SHRT18-L**

X-Large - **SK-SHRT18-XL**

XX-Large - **SK-SHRT18-XXL**



BANNER

High-quality printed banner

- Includes reinforced holes for hanging
- Dimensions: 48" x 24"

SK-BANR18

SHURIKEN[®]
STICKER

- Silver die-cut vinyl
- Dimensions: 1.5" H x 5.75" W

SK-STKRB15

SHELF TALKER

- Dimensions: 3" H x 3" W

SK-DISPSTKR



TERMS & CONDITIONS

TERMS

Net 30 days from date of invoice on approved accounts. Minimum order: \$50 per invoice, orders less than required minimum incur a \$20 service charge.

FREIGHT

Freight on board (F.O.B.) from point of shipment. Freight will be charged on all drop-shipment orders.

CREDIT

In order to establish a credit line with Metra, an application for credit must be submitted listing a minimum of five (5) trade references and a bank with their addresses and phone numbers and must be signed by a principal or authorized officer of the company. A credit line will be established by our credit manager and must be maintained in a current status according to our terms (net 30 days). Credit not established or revoked requires remittance with order. Returned checks are subject to a fee of \$32.00.

RESALE TAX EXEMPTION CERTIFICATE

CA, TX, KY, NJ & FL customers must provide a valid resale card before an order can be placed.

CLAIMS

Title and risk of loss passes to buyer at F.O.B. shipping point and all claims must be filed with carrier. Any discrepancies must be reported to Metra within ten (10) days of receipt of shipment.

RETURNS

All sales are final. No returns or exchanges will be allowed without prior written authorization from Metra. All returns are subject to a 20% handling charge, must be in a salable condition and must have been purchased within sixty (60) days of return request. No stock balancing permitted. Copies of invoices must be mailed in advance for any return authorization (R.A.).

LIMITED WARRANTY

Metra warrants all of its products to be free from defects in material and workmanship for a period of 1 Year from date of shipment. Metra will, at its option, repair, replace, or allow credit on any part which, in Metra's opinion, is found defective under normal use. Warranty void on any items misused, altered in any way, tampered with or serviced by anyone other than Metra Electronics. This warranty of merchantability of fitness neither assumes or authorizes any other person to assume for it, any other liability in connection with its products. In no event shall we be liable for any incidental or consequential damages, or do we assume any other liability for any incidental or consequential damages, or do we assume any other liability except provided herein.

Metra Electronics® warrants this products only to the original purchaser.

BACKORDERS

If an item is temporarily unavailable for immediate shipment, we will back-order the item & ship as soon as possible from the nearest available warehouse, unless otherwise instructed. Metra reserves the right to make changes in or deletions of products or prices without prior notice.

*Metra will not assume any responsibility for damages to person or property due to incorrect interpretation of the material in this publication. Metra is not responsible for typographical or printing errors. Reproductions of editorial or pictorial content is strictly prohibited without prior consent from Metra.



WARNING: This catalog does not advise whether a State of California Proposition 65 warning is required for a particular item of merchandise. To learn whether a particular item of merchandise requires a California Proposition 65 warning, please be sure to look up and read the particular merchandise's listing on Metra's website www.MetraOnline.com, as well as read the particular merchandise's packaging. When a California Proposition 65 warning is present on Metra's website listing for the particular merchandise, or on the particular merchandise's packaging, a compliant California Proposition 65 warning is to be provided to the purchasing California consumer prior to the sale of the particular merchandise.



facebook.com/MetraElectronics



instagram.com/MetraElectronics



twitter.com/MetraElectronic



youtube.com/user/MetraElectronics



www.linkedin.com/company/Metra-Electronics



Order Anytime Day or Night at MetraDealer.com



Download all our New Catalogs at MetraOnline.com

SHURIKEN[®]
AGM RECHARGEABLE BATTERIES
Shurikenonline.com

Metra[®]
THE INSTALLER'S CHOICE

MetraOnline.com
MetraDealer.com

ORDERS: 386.257.2956

CORPORATE HEADQUARTERS
Metra Electronics Corporation
460 Walker Street
Holly Hill, FL 32117-2699

Metra Corporate: 386.257.1186
Metra 12volt & International Sales:
386.257.2956
Sales Fax: 386.258.3940

SHURBROCH-23

