



RW

RealWoodFloors









Guatemala Filter of Hope Trip 2024



Costa Rica Filter of Hope Trip 2023

We are working for the day every child has a home.

We operate in the flooring industry, but the reason we exist goes much deeper than our daily tasks.

Helping orphaned and abandoned children is the heart of why we exist. There is great need and great opportunity for us to contribute to the lives of children in need. This is why we exist.

Our 4 Areas of Focus

- Homes for abandoned children
- Adoption grants
- Family preservation
- Education opportunities

"There are over 153 million children orphaned around the world. Additionally, there are 168 million child laborers and 263 million children unable to attend school, causing generational poverty and child abandonment issues that last for generations."

- United Nations International Children's Emergency Fund (UNICEF)



Portercraft
FLOORS



RealWoodFloors



FloorMade
PERFECT MATCH FLOOR PARTS & PATTERNS



Choosing The Right Floor

Choosing the Right Floor	11
Wood Flooring As An Investment	12
Cleaning and Installation	14
Reactive Stains	16
The Truth About Waterproof Flooring	18
Comparing Your Watersafe Options	20
FloorMade™	22

Hardwood Collections

Bowland Fells	24
Brick & Board	30
Eighteen Seventy-Five	36
Killarney	42
Mont Rochard	48
Overture	54
Silvian	60
Velasario	66
Vintage Loft	72
Constellation	78
Northland	84
Storehouse Plank	90



Watersafe Collections

Baltic Shores	96
Gatehouse	102
Retrospect	108
Andorf	114
Lienz	120
Wels	126

Unfinished Hardwood & Supplies

Unfinished Hardwood	132
Flooring Supplies	133
Teckton Unfinished Engineered Wood	134

Installing the Floor

5 Steps To Do For Every Installation	136
Installation Methods	138
Recommended Adhesives	139

Index

Keep your flooring project on time, on budget, and on design.

Project by project, you've built your business and reputation by keeping your promises and doing work you're proud of. We're here to help.

Pro Flooring Supply

We supply the best flooring professionals in the industry and equip you for doing work you are proud of. See page 132 for an overview of our products.



FloorMade
PERFECT MATCH FLOOR PARTS & PATTERNS

Our perfect match FloorMade™ trim pieces and accessories make worrying about color matches a thing of the past.

Available In:

- Stair Nosing
- Vents
- Treads
- Herringbone
- Chevron

Get more details "FloorMade™" on page 22.

Room Visualizer

Show your customers what our floors will look like in their space, in just seconds. Use the room visualizer on our website - available for all of our products.

Sample Program

Our sample department is stocked and ready to send flooring samples to you and your customers.

More Benefits:

- Free Shipping To Dock
- Quarterly Pricing
- Promotions & Discount Lists
- Online Technical Resources
- Next Day Shipping


Our Design Centers

Visit our Design Centers to discover our many prefinished flooring options and find the perfect floor for your project.




Atlanta

5980 Peachtree Rd - Suite B3
Chamblee, GA 30341



Austin

8744 Shoal Creek Blvd, Austin, TX 78757



Big Sky

81 Snowy Mountain Circle, Big Sky, MT 59716



Cedar Rapids

6345 7th St Ct SW, Cedar Rapids, IA 52404



Charlotte

5241 Old Dowd Rd - Unit 15
Charlotte, NC 28208



Dallas

2707 Realty Rd - Suite 300
Carrollton, TX 75006



Denver

90 Rio Grande Blvd, Denver, CO 80223



Houston

5821 Westview Dr, Houston, TX 77055



Kansas City

9108 Bond St, Overland Park, KS 66214



Memphis

574 Cooper St, Memphis, TN 38104




Naples

2013 Trade Center Way, Naples, FL 34109



Nashville

2633 Grandview Ave, Nashville, TN 37211



NW Arkansas

5427 Market St, Bethel Heights, AR 72764



Oklahoma City

320 E Hill St, Oklahoma City, OK 73105



Omaha

13618 Industrial Rd, Omaha, NE 68137



Raleigh

6516 Falls of Neuse Road, Suite 110
Raleigh NC 27615



San Antonio

1846 N Loop 1604 W, Suite 205
San Antonio, TX 78248



St. Louis

160 Weldon Pkwy
Maryland Heights, MO 63043



Tulsa

5521 S 94th E Ave, Tulsa, OK 74145

Real Wood Contract

Streamline Your Next Project

We offer flooring designed, manufactured, and installed by a single source - us - providing full transparency to the flooring phase of your project. With transparency comes an assurance that you'll know what's happening at all times, easing some of the headaches of project management.

The Perfect Floor

We're committed to providing you the perfect floor for your project. Whether it's a low-cost entry level product or a special-order, special-run flooring line created specifically for your job, our team ensures confidence in your selection.

The Perfect Result

By joining our streamlined process with our premium products, we uniquely serve our partners so you can meet your deadlines, meet your budgets, and create first class projects easier than ever before.

Contact Us: info@realwoodcontract.com | (877) 215-1831 | www.realwoodcontract.com



7120 Optima Kierland, Scottsdale

"I've worked with a lot of wood flooring companies. They all make commitments on product quality and delivery schedule..."

Real Wood Contract delivered on both counts. The flooring was of exceptional quality, delivered on time at every stage of the project, with clear consistent communication at every step."

Chris Hundelt - Project Manager, Envy Residents, Scottsdale, AZ

“My experience with Real Wood Floors has been top quality. From the installers, to the people who work for the company, the options that they offer, it’s a top-notch product. We will definitely use that product again.”

Rich Moody - Construction Manager, SCG America



Montage Lodge, Big Sky, MT



Victoria Place, Honolulu



The Reed Southbank, Chicago



Ward Village, Honolulu



Choosing The Right Floor

Ultimately, the question in every homeowner's mind comes down to: what flooring is best for my home? To help answer that, we've grouped the ever-expanding types of flooring into two main groups: natural wood floors and watersafe floors.

The Benefits of a Natural Wood Floor

To keep it simple, our definition of a natural wood floor is any flooring that has natural wood as its top most wear layer.

Natural wood floors have the unique beauty and characteristics of the trees they are made from. Wood floors are carbon-friendly, environmentally sustainable, and last for generations when properly cared for.

MORE BENEFITS INCLUDE:

- A warm surface to walk and live on
- Can be refinished and renewed many times
- No repeating patterns that are the tell-tale signs of an imitation wood floor
- Added value to a home
- Easy cleaning and maintenance

The Benefits of a Watersafe Floor

A watersafe floor is usually any hard surface floor covering that has a artificial or composite base layer. The top layers consist of photographic representations of wood flooring and is protected by a clear plastic wear layer (usually measured in "mils"). Technology has advanced to make these floors affordable, attractive, and hassle-free.

MORE BENEFITS INCLUDE:

- Water resistance
- Installation over less than ideal subfloors
- DIY friendly
- Highly scratch resistant
- Versatile installation in any area of a home

Making the Best Choice

Homeowners today have more flooring options to consider than ever before. With these ever-increasing flooring options, it is vitally important to consider and match the room to the lifestyle.



Wood Flooring As An Investment

Wood flooring can be a smart choice for many projects, offering homeowners timeless beauty and tangible benefits.

3 Main Benefits:

1. Durability & Longevity
2. Impact on Property Value
3. Better Cost Benefits

Genuine hardwood floors, whether solid or engineered, enhance home projects by adding value and beauty.

For engineered floors, opt for a wear layer of at least 3mm for multiple re-sanding opportunities. The choice between factory-finished and site-finished options depends on project needs, each offering unique advantages. Hardwood flooring is a long-term investment that boosts durability, appeal, and market value. With proven longevity, aesthetic versatility, and a substantial return on investment, selecting the right wood floor can elevate a home's quality and value.

Wood flooring is more than just a detail — it's a foundational element that reflects the quality and care put into a home.

Durability and Longevity

Wood has been utilized for centuries due to its enduring beauty and durability. Part of that durability comes from the ability to re-sand most wood floors, unlike disposable alternatives such as carpet, LVP, and laminate. With the ability to rejuvenate through refinishing, traditional residential wood floors boast an estimated service life of 75 years.

Impact on Property Value

Wood flooring proves to be a valuable short-term and long-term investment for homes.

According to the 2022 National Association of Realtors' Remodeling Impact Report, refinishing existing wood floors (147% ROI) or installing new wood floors (118% ROI) are the top two projects with the highest return on investment before selling a home.

Additionally, 90% of consumers express a greater desire to be at home, and 77% report increased enjoyment after refinishing or installing wood floors. In every aspect, wood floors emerge as a financially rewarding investment, contributing to an enhanced living experience.

Cost-Benefit Analysis

Choosing flooring with timeless aesthetic appeal and long-lasting durability offers the added benefit of avoiding the high costs, time, and disruption associated with floor replacement.

Opting for wood flooring can avoid the expenses and inconveniences of unnecessary replacements. Although hardwood floors may have a higher initial cost compared to vinyl, laminate, or carpet, their easy maintenance and longevity make them a superior choice in most cost-benefit analyses.

MATERIAL	INITIAL INSTALLED COST	ESTIMATED USEFUL LIFE	MAINTENANCE REQUIRED	MAINTENANCE FREQUENCY	COST PER YEAR
Solid Wood	\$10.92	75 Years	\$5 Sand & Finish	10 Years	\$0.54
Engineered Wood	\$8.92	30 Years	\$2.50 Screen & Recoat	10 Years	\$0.57
Ceramic Tile	\$9.53	75 Years	\$2 Grout Cleaning	3 Years	\$0.79
Porcelain Tile	\$11.38	75 Years	\$2 Grout Cleaning	3 Years	\$0.82
Nylon Broadloom Carpet	\$5.63	10 Years	\$0.35 Carpet Cleaning	3 Years	\$0.72
Rigid Core SPC	\$6.36	15 Years	Replace	N/A	\$0.61
Laminate	\$6.49	15 Years	Replace	N/A	\$0.62
Sheet Vinyl	\$7.10	15 Years	Replace	N/A	\$0.67

Prices listed are per sqft.

Sources: RSMMeans Database & EPD/Life Cycle Analysis Documents of Products

Consider Your Costs

Flooring is part of every new construction budget. The critical point to consider: typically, only 40-60% of the total cost of a floor is in materials, while up to half the cost is labor. When choosing a cheaper, disposable floor, you minimize your savings but miss out on all the benefits of a wood floor.

As an example, note the difference between selecting wood flooring against a rigid core vinyl floor:

COST CATEGORY	WOOD COST PER SQFT	RIGID CORE COST PER SQFT
Materials	\$6.00	\$4.00
Subfloor Prep	\$1.00	\$1.00
Installation	\$4.00	\$4.00
Trim/Moldings/Etc.	\$0.25	\$0.25
Total	\$11.25	\$9.25

Opting for a rigid core floor to cut material costs by 50% only saves 25% on the total project cost. You also lose out on the beauty, longevity, and elevated home value that wood provides.

How to Care For Wood Floors

Cleaning hardwood flooring shouldn't be confusing. Properly caring for and maintaining wood floors is the best way to help them last for a lifetime.

Our Recommendation:

**REAL
CLEAN**
— FLOORS —

How To Clean

These simple steps are easy and will keep your flooring looking great for years to come:

- Remove dust and debris with a dry microfiber dusting pad, vacuum or broom. Always use the hard surface setting on your vacuum.
- Clean tough spots with a damp cloth by hand.
- Spray the cleaning solution across the area you desire to clean.
- Mop with the microfiber cleaning pad in the direction of the wood grain, not across it. Rinse pad as you clean or switch to a new clean pad when cleaning a large area.
- Rinse the cleaning pad with warm soapy water or clean in the washing machine.

What To Use

- ✓ Microfiber dusting pad
- ✓ Vacuum or soft-bristle broom
- ✓ Microfiber cleaning pad
- ✓ Hardwood safe cleaning solution

What To Avoid

- ⊗ Wet mops
- ⊗ Steam cleaners
- ⊗ Oil soaps, waxes, or polishes
- ⊗ Straight or diluted vinegar, ammonia or alkaline products

When To Clean

DAILY

- Dry mopping, sweeping or vacuuming can be done daily as needed.
- High traffic areas usually need to be swept every day.
- Low traffic areas can be less frequent.

Always wipe up spills right away with a cloth or paper towels.

WEEKLY

- Spray and clean once per week, or more as needed.
- Kitchens, hallways, entryways and living areas need the most attention.
- Stains and grime will get harder to clean the longer you wait.
- Always use a wood floor safe cleaner.

Where Can Wood Floors Be Installed?

There are limitations on which grade levels of a home wood floors can be installed.

	SOLID	ENGINEERED
Above Grade	✓	✓
On Grade	✓	✓
Below Grade	X	✓



Above Grade

Flooring installed in levels that sit above ground level. Multi-story homes, split level homes, and high-rise apartments will have "above grade" levels.

On Grade

Flooring installed on ground level, but not below. If installing over a concrete slab or crawl space, the flooring must be at the recommended moisture content.

Below Grade

Flooring in spaces below ground level. Basements, walk-out basements, and ground-contact homes are all considered "below grade."

Solid

Where to install:

- Dry conditions
- Homes with plywood subfloors
- On grade levels (same level as ground outside)
- Above grade levels (not basements)

Engineered

Where to install:

- Over concrete
- Homes with elevated moisture content
- When intending to glue down or float the flooring

Reactive Stains

Have you ever wanted something truly unique? Something that wasn't mass produced or looked like what everyone else had?

Reactive stains create completely unique color tones in a wood floor. While traditional stains cover the flooring surface with a consistent color, a reactive stain affects the unique identity of every plank to create exceptionally beautiful and original color.

This stain process reacts with the wood at the granular level, transforming the actual wood fibers to create unique appearances. Some boards are darkened throughout the entire structure of the hardwood, rather than the visible surface. Other floors are more dynamic with some wood grain changing in one way, while other grain elements react differently.

This creates multiple tones and sometimes color variations within a lot of flooring during production.

No two boards will be identical, and color tones can vary from lot to lot.

A good rule of thumb is to see how the flooring looks in different types of lighting, especially if you're installing the flooring in multiple rooms.

Floors with reactive stain can look very different in a dark hallway versus a living room with a lot of natural light. We understand that job sites and installation schedules are often hectic, so it may seem easier to skip this step. However, prioritizing this can save you from losing time and money later.

Can you approve the floor based on a sample board?

It's best to order a box or two of the current lot before making your final decision. We do not recommend a final approval of a prefinished wood floor based solely on a sample board.

Over time, samples can fade or darken due to sunlight, air, cleaning, and other factors. The color and appearance are also affected by interior lighting.

While sample display boards are helpful to compare different flooring colors, they are only intended to help make buying decisions. Treat them like you would paint swatches.

You are not likely to paint all of your walls based on a small paint swatch in a store. You would want to see that paint on the wall before painting your whole house.

Flooring samples should be treated the same.

A final approval should always be done in the home with the lot of flooring to be installed.

Confirm the Color Before Buying

- Open at least one box of flooring.
- Look at the flooring with the other decor pieces in the room. See how it looks next to paint, furniture, cabinets, and other wood pieces.
- Move boards to several areas that has different lighting. Places to try are hallways, rooms with incandescent lighting, and spaces near windows.





The Truth About "Waterproof" Flooring

Welcome to a conversation that's long overdue in the flooring world. "Waterproof flooring" has become a buzzword, often used more for its marketing appeal than its technical accuracy.

When choosing a floor, you'll see plenty of products labeled as "waterproof."

But what does that really mean?

If you're choosing a floor for a home with kids, pets, or high-traffic areas, it's essential to know the real deal about water damage, mold risks, and what warranties actually cover.

How Water Affects Floors

Water can damage flooring in three ways:

SPILLS & LEAKS: Kitchen appliance malfunctions, plumbing issues, or pet accidents can lead to water pooling on top of floors.

SUBFLOOR MOISTURE: Water can seep up from the foundation, often unnoticed until damage occurs.

EXCESS HUMIDITY: High humidity can lead to condensation, which may get trapped under flooring.

While "waterproof" floors won't warp or swell when exposed to moisture, the real concern is what happens **underneath**. If water gets trapped between the floor and subfloor, mold and mildew can grow, leading to structural damage and health risks.

What About the Warranty?

Many homeowners assume a "waterproof" label means total protection. However, most flooring warranties do not cover water damage from flooding, subfloor moisture, or mold issues. That's why it's crucial to read the fine print before purchasing.

Choosing the Right Floor for Wet Areas

In low-moisture rooms like bedrooms and living spaces, water resistance isn't a major concern. But for kitchens, bathrooms, and basements, you'll want watersafe options, such as:

- Rigid Core SPC
- Watersafe Laminate
- Wood Composite Flooring

What to Look For:

WATER-RESISTANT CORE: The material itself resists moisture or is coated in water-resistant material.

WATER-TIGHT LOCKING SYSTEM: Prevents water from seeping through seams.

CERTIFIED TESTING: Products should pass the 100-Hour Water Test or NALFA Water Resistance Test.

For best water protection, follow the manufacturer's installation instructions.

Protecting Your Investment

To keep your flooring in top shape:

- Clean spills immediately.
- Use a hygrometer to monitor indoor humidity (ideal: 35-55%).
- For major water damage, consult professionals to assess and replace affected flooring. Even with "100% waterproof" products, removing and replacing the affected area may be necessary to prevent mold growth.

Find the Perfect Floor

Most "waterproof" floors are really water-resistant—great for everyday spills but not immune to flooding or moisture buildup. The key to long-lasting flooring? Understand the limitations, choose a floor with the best watersafe features, and take preventive measures to keep the home safe and mold-free.

The Real Risk: Mold and Mildew Problems

The risk of mold and mildew is often overlooked when considering flooring as "waterproof."

While water itself may not harm such floors, the real issue stems from mold and mildew caused by water trapped underneath.

Left unchecked, these unseen growths can damage flooring, subfloors, walls, and cabinets.

To prevent mold and mildew, a flooded floor must be removed, and the subfloor thoroughly cleaned and dried before installing new flooring. It is not a good idea to attempt to reuse waterproof planks if they are damaged during removal, preventing proper reinstallation.



Comparing Your Watersafe Options

Whether renovating a cozy corner of a home or planning a major project, understanding the nuances of watersafe flooring is vital to making an informed decision.

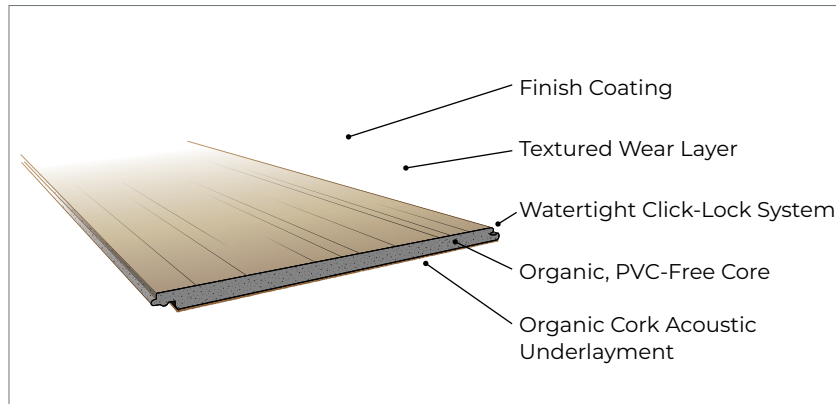
Choosing the right flooring is not just a matter of aesthetics but also practicality, durability, and budget. Let's dive into the world of watersafe flooring and discover the best option for your project!

Suitability for Different Rooms

Watersafe floors are great for almost any room in the home, with only a couple of exceptions:

- Vinyl floors are not ideal for sunrooms or areas exposed to large temperature fluctuations.
- Laminate floors are not ideal for areas around a shower or bathtub or anywhere else with frequent water standing on the floor for extended periods.

Wood Composite



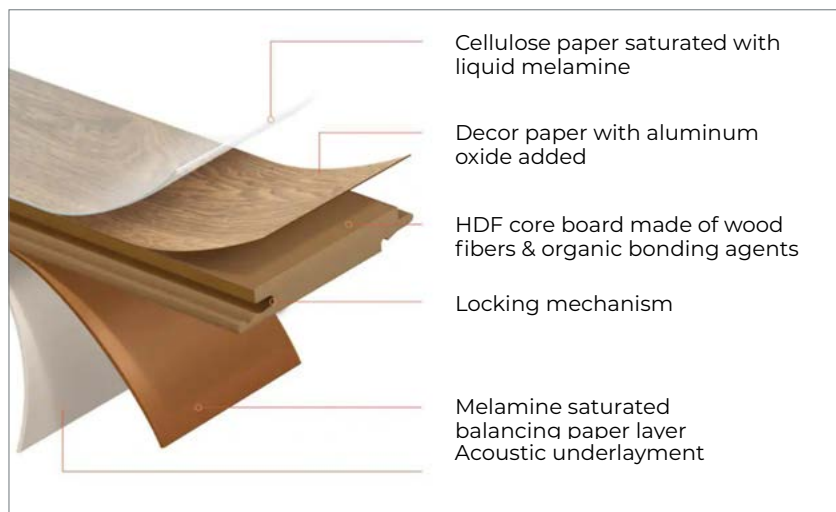
PROS

- All the pros of laminate plus:
- Highest scratch resistance and durability
- Can be installed in longer runs and larger space before needing transitions
- Can install in wet areas like bathrooms

CONS

- Some dust at install
- Can't be glued

Laminate




PROS

- More durable and scratch resistant than Rigid Core SPC
- Resistant to fading and discoloration
- More authentic wood look and feel

CONS

- Some dust at install
- Can't be glued down
- Prolonged exposure to water permanently damages core

Rigid Core SPC



PROS

- Not permanently damaged by moisture
- More scratch resistant than wood
- Does not expand or contract with humidity changes

CONS

- Fragile locking mechanism
- Temperature swings and direct sunlight can affect plank stability
- Least environmentally friendly option



Silvian Laakso-Valley installed with FloorMade™ treads and nosing. Project: Cadis Construction; Photography: Feather & Arrow, Houston

Add Perfect Match Details to Your Project

Handcrafted with our flooring, FloorMade™ Perfect Match accessories and patterns brings cohesion and luxury to your design.



NOSING

Returns and custom sizes available



FLUSH MOUNT VENTS

In standard or custom sizes



STAIR TREADS

Floating and strip style frames



PATTERNS

Available in herringbone and chevron



CUSTOM PRODUCTS

Floating Shelves
Mantels
Ceiling Beams

OPTIONS AVAILABLE BY COLLECTION

COLLECTION	STAIR NOSING	REDUCER	T-MOLD	TREADS	HERRINGBONE AND CHEVRON	VENTS
Bowland Fells	✓	✓	✓	✓	✓	✓
Brick & Board	✓	✓	✓	✓	✓	✓
Constellation	-	-	-	-	✓	✓
Eighteen Seventy-Five	✓	✓	✓	✓	✓	✓
Killarney	✓	✓	✓	✓	✓	✓
Mont Rochard	✓	✓	✓	✓	✓	✓
Overture	✓	✓	✓	✓	✓	✓
Silvian	✓	✓	✓	✓	✓	✓
Storehouse <i>(Hickory Only)</i>	✓	✓	✓	✓	✓	✓
Velasario	✓	✓	✓	✓	✓	✓
Vintage Loft	✓	✓	✓	✓	✓	✓

Flush Nosing Available in Watersafe Options:
Andorf, Baltic Shores, Gatehouse, Lienz, Wels, and Retrospect



Bowland Fells

Remarkably sized, long-lasting planks with an inspiring, natural color palette.



WIDTHS: 9-1/2"
LENGTHS: 1.5' - 7'
THICKNESS: 5/8"
WEAR LAYER: Sawn Cut
TEXTURE: Wirebrushed

SPECIES: European White Oak
FINISH: Urethane Finish
FLOOR TYPE: Engineered
50 YEAR RESIDENTIAL WARRANTY
LIFETIME STRUCTURAL WARRANTY



Compatible With



FloorMade
PERFECT MATCH FLOOR PARTS & PATTERNS

Nosing
Reducer
T-Mold

Vents
Stair Treads
Herringbone



Stonyhurst
EUROPEAN WHITE OAK



Leagram
EUROPEAN WHITE OAK



Eldroth
EUROPEAN WHITE OAK




Longridge
EUROPEAN WHITE OAK



Marshaw

EUROPEAN WHITE OAK



Bolton

EUROPEAN WHITE OAK



Haraden

EUROPEAN WHITE OAK



Lawkland

EUROPEAN WHITE OAK

Marshaw

From the Bowland Fells Collection

Remarkably sized and long-lasting planks with an inspiring, natural color palette. With an average length of 61", more than half of the boards in each box are full-length. The rich, organic wood grain shines through the earth tone finishes, featuring an extremely durable, easy-clean urethane finish. With its 4mm sawn wear layer, this collection ensures a long-lasting and enriching addition to any home.







Brick & Board

The New Classic Wood Floor



WIDTHS: 5"
LENGTHS: 1' - 6' 3" (Foyer & Portico: 1' - 6')
THICKNESS: 1/2"
WEAR LAYER: 2mm Sliced
TEXTURE: Wirebrushed (Hickory, Walnut, White Oak)
Smooth (Maple)

SPECIES: Hickory, Maple, Walnut, White Oak
FINISH: UV-Cured Urethane Finish
FLOOR TYPE: Engineered Wood
50 YEAR RESIDENTIAL WARRANTY
LIFETIME STRUCTURAL WARRANTY

Compatible With



FloorMade
PERFECT MATCH FLOOR PARTS & PATTERNS

Nosing
Reducer
T-Mold

Vents
Stair Treads
Herringbone





Modillion
WHITE OAK



Finial
HICKORY



Turret
MAPLE



Eave
HICKORY



Portico
HICKORY



Foyer
WALNUT



Cornice
MAPLE



Brick & Board
ENGINEERED WOOD

Banister
WHITE OAK



Newel
HICKORY



Mansard
HICKORY



Eave

From The Brick & Board Collection


For generations, hardwood floors have been an essential element in beautiful homes. The Brick & Board Collection continues that tradition with a modest yet timeless selection of stunning hardwoods. With 5" wide planks and softly worn textures, these floors will feel right at home in your classic or new-classic home.





Eighteen Seventy-Five

A Good Year For Flooring, A Great Floor For You.



See new colors on our website.

WIDTH: 6"
LENGTHS: 1' - 7'
THICKNESS: 3/8"
WEAR LAYER: 1.5mm Sliced
TEXTURE: Wirebrushed

SPECIES: European White Oak
FINISH: Urethane Finish
FLOOR TYPE: Engineered Hardwood
25 YEAR RESIDENTIAL WARRANTY
LIFETIME STRUCTURAL WARRANTY



Compatible With



FloorMade
PERFECT MATCH FLOOR PARTS & PATTERNS

Nosing
Reducer
T-Mold

Vents
Stair Treads
Herringbone



Heathbrook
EUROPEAN WHITE OAK



Battersea
EUROPEAN WHITE OAK



Lambeth
EUROPEAN WHITE OAK



Putney
EUROPEAN WHITE OAK

REACTIVE STAIN




Harrowway

EUROPEAN WHITE OAK



Chelsea


EUROPEAN WHITE OAK



Surrey

EUROPEAN WHITE OAK

REACTIVE STAIN



Wandsworth

EUROPEAN WHITE OAK

REACTIVE STAIN

The Eighteen Seventy-Five Collection

In early 19th century London, Marc Brunel pioneered a new technique for slicing veneers from hardwood lumber. Perfected in 1875, this efficient process preserves the natural wood grain, making it the most beautiful and economical way to build an engineered floor. Our Eighteen Seventy-Five Collection celebrates this marvel of engineering.

Featured in 3 Homes at Vesta Home Show 2024 - Memphis, TN

1875 - Harroway, home by DKH Builder






Above: 1875 - Lambeth, home by The Dave Moore Companies; *Below:* 1875 - Chelsea, home by Murphy Custom Homes





Killarney

Perfectly Worn, Wide-Plank Oak



See new colors on our website.

WIDTH: 7-1/2"
LENGTHS: 1' - 6'
THICKNESS: 1/2"
WEAR LAYER: 2mm Sliced
TEXTURE: Wirebrushed

SPECIES: European White Oak
FINISH: UV-Cured Urethane Finish
FLOOR TYPE: Engineered Wood
50 YEAR RESIDENTIAL WARRANTY
LIFETIME STRUCTURAL WARRANTY



Compatible With




FloorMade
PERFECT MATCH FLOOR PARTS & PATTERNS

Nosing
Reducer
T-Mold

Vents
Stair Treads
Herringbone



Galway
EUROPEAN WHITE OAK



Kells
EUROPEAN WHITE OAK



Kerry
EUROPEAN WHITE OAK



Parkfield
EUROPEAN WHITE OAK




Kingfisher
EUROPEAN WHITE OAK



Olde Forge
EUROPEAN WHITE OAK



Thidwick
EUROPEAN WHITE OAK



O'Grady
EUROPEAN WHITE OAK



Kerry

From The Killarney Collection

These slightly worn, extra wide planks of natural, earth-toned white oak evoke the timeless beauty of southwest Ireland's pastoral countryside. The Kerry Way walking path showcases some of the Emerald Isle's ancient landscapes we feel these floors would fit perfectly with.





Mont Rochard

Enduring Sophistication



WIDTHS: 7-1/2"
LENGTHS: 2' - 6'
THICKNESS: 1/2"
WEAR LAYER: 1.2mm Sliced Cut
TEXTURE: Wirebrushed

SPECIES: European White Oak
FINISH: Urethane Finish
FLOOR TYPE: Engineered Wood
25 YEAR RESIDENTIAL WARRANTY
LIFETIME STRUCTURAL WARRANTY

Compatible With



FloorMade

PERFECT MATCH FLOOR PARTS & PATTERNS

Nosing
Reducer
T-Mold

Vents
Stair Treads
Herringbone



Alsace

EUROPEAN WHITE OAK



Clermont

EUROPEAN WHITE OAK



Versailles

EUROPEAN WHITE OAK



Provence

EUROPEAN WHITE OAK



Savoy
EUROPEAN WHITE OAK



Lorraine
EUROPEAN WHITE OAK



Bordeaux
EUROPEAN WHITE OAK



AB Grade veneers give a modern, clean aesthetic with minimal knots and character marks.



Clermont

From The Mont Rochard Collection


Experience timeless elegance with these European White Oak floors. Each plank is imbued with graceful style, showcasing clean and uniform wood grain, and accented by subtle texturing to highlight the wood's natural beauty. Evoking the beauty of French design, the Mont Rochard Collection blends luxury and practicality to offer an enduring flooring solution for refined interiors.





Overture

Clean. Classic. Refined.



WIDTHS: 7-1/2"
LENGTHS: 1' - 7'
THICKNESS: 9/16"
WEAR LAYER: 3mm Sawn
TEXTURE: Wirebrushed

SPECIES: Brazilian Oak
FINISH: Urethane Finish
FLOOR TYPE: Engineered Wood
50 YEAR RESIDENTIAL WARRANTY
LIFETIME STRUCTURAL WARRANTY

Compatible With




FloorMade
PERFECT MATCH FLOOR PARTS & PATTERNS

Nosing
Reducer
T-Mold

Vents
Stair Treads
Herringbone



Aria
BRAZILIAN OAK



Legato
BRAZILIAN OAK




Cadenza
BRAZILIAN OAK



Sonata
BRAZILIAN OAK




Adagio
BRAZILIAN OAK



Crescendo
BRAZILIAN OAK



Virtuoso
BRAZILIAN OAK



Forte
BRAZILIAN OAK



Legato

From The Overture Collection

With just a touch of texture, this sustainably harvested Brazilian Oak floor enriches your space with understated elegance. The smooth, wide planks feature eight classic color tones to create the refreshingly refined Overture collection.






Project: LRT Properties, Charlotte, NC
Photo: Dan Padgett Photography



Silvian

Simple. Versatile. Beautiful.



WIDTHS: 7-1/2"
LENGTHS: 18" - 7'
THICKNESS: 9/16"
WEAR LAYER: 3mm Sawn
TEXTURE: Wirebrushed

SPECIES: European White Oak
FINISH: UV-Cured Urethane Finish
FLOOR TYPE: Engineered
50 YEAR RESIDENTIAL WARRANTY
LIFETIME STRUCTURAL WARRANTY



Compatible With



FloorMade
PERFECT MATCH FLOOR PARTS & PATTERNS

Nosing
Reducer
T-Mold

Vents
Stair Treads
Herringbone



Sade - Rain
EUROPEAN WHITE OAK



Taivas - Sky
EUROPEAN WHITE OAK



Laakso - Valley
EUROPEAN WHITE OAK



Tuuli - Wind
EUROPEAN WHITE OAK



REACTIVE STAIN

Kivi - Stone

EUROPEAN WHITE OAK



REACTIVE STAIN

Luonto - Nature

EUROPEAN WHITE OAK

Silvian
ENGINEERED WOOD



Virta - Stream

EUROPEAN WHITE OAK

REACTIVE STAIN



Maki - Hill

EUROPEAN WHITE OAK





Project: Ford Classic Homes, Nashville, TN

Laakso-Valley


From The Silvian Collection

The neutral canvas of the Silvian Collection brings beauty and warmth underfoot while accommodating nearly every decor style. Themes of organic textures, natural elements and faded tones offer a simple and understated foundation to add your unique style to, or bring an entire room to life as the crown jewel of the space. Inspired by classic Nordic stylings, the simple nature of this collection draws us closer to the essentials of life and proves once again less is more and great design is timeless.



Velasario

Understated Grandeur



WIDTHS: 7-1/2"
LENGTHS: 2' - 7' 3"
THICKNESS: 5/8"
WEAR LAYER: 3mm Sawn
TEXTURE: Wirebrushed

SPECIES: European White Oak
FINISH: Urethane Finish
FLOOR TYPE: Engineered Wood
50 YEAR RESIDENTIAL WARRANTY
LIFETIME STRUCTURAL WARRANTY





Vento

EUROPEAN WHITE OAK




Brezza

EUROPEAN WHITE OAK



Regatta

EUROPEAN WHITE OAK



Porto

EUROPEAN WHITE OAK

Marea
EUROPEAN WHITE OAK

Corrante
EUROPEAN WHITE OAK

Nautica
EUROPEAN WHITE OAK

Ancora
EUROPEAN WHITE OAK

Nautica

The Velasario Collection

The Velasario Collection embodies spacious elegance and charm with breathtaking European oak hardwood. Its tonal spectrum features eight refined, natural shades, from the light and airy *Vento* to the deep richness of *Ancora*. Ideal for those seeking effortless luxury with an Italian sensibility, these floors are timeless, warm, and rich in beautiful subtlety.








Vintage Loft

Industrial Rustic Warmth



See new colors on our website.

WIDTHS: 8-1/2"
LENGTHS: 2' - 8'
THICKNESS: 5/8"
WEAR LAYER: Sawn Cut
TEXTURE: Layered Wirebrushing & Saw Marks

SPECIES: European White Oak
FINISH: UV-Oil Finish
FLOOR TYPE: Engineered Wood
50 YEAR RESIDENTIAL WARRANTY
LIFETIME STRUCTURAL WARRANTY



Compatible With



FloorMade
PERFECT MATCH FLOOR PARTS & PATTERNS

Nosing
Reducer
T-Mold

Vents
Stair Treads
Herringbone



REACTIVE STAIN


Railyard

EUROPEAN WHITE OAK



Tavern


EUROPEAN WHITE OAK



Distillery

EUROPEAN WHITE OAK

REACTIVE STAIN



Millhouse

EUROPEAN WHITE OAK

REACTIVE STAIN



REACTIVE STAIN

Bowery

EUROPEAN WHITE OAK



REACTIVE STAIN

Vintage Loft
ENGINEERED WOOD

Harborside


EUROPEAN WHITE OAK



Sawmill

EUROPEAN WHITE OAK

REACTIVE STAIN



Cristmill

EUROPEAN WHITE OAK

REACTIVE STAIN



Distillery

From The Vintage Loft Collection

Vintage Loft derives its character from the plank floors of the industrial buildings of previous generations, the warehouses and factories in downtowns and commercial districts throughout the world. Over time, some of these buildings are repurposed into living spaces and retain the rustic charm of their utilitarian origins. Like your father's leather jacket, your favorite reading chair, or those treasured blue jeans, these floors are warm, welcoming and perfectly worn in.





Constellation

Rugged & Authentic Hand-Scraped Hardwood




WIDTHS: 2-1/4" - 3-1/4" - 4" (Hickory)
3-1/4" - 4" - 5" (White Oak)
LENGTHS: 1' - 7'
THICKNESS: 3/4"
TEXTURE: Hand-Scraped

SPECIES: Hickory or White Oak
FINISH: UV-Cured Urethane Finish
FLOOR TYPE: Solid Wood
50 YEAR RESIDENTIAL WARRANTY
LIFETIME STRUCTURAL WARRANTY





Orion
WHITE OAK



Mira
HICKORY



Lyra
HICKORY



Phoenix
WHITE OAK



Carina
HICKORY



Leo
WHITE OAK



Cosmos
HICKORY



Dorado
WHITE OAK

Carina

From the Constellation Collection

This collection boasts the beauty and ruggedness of authentic, hand-scraped hardwood using long lengths and multiple widths of Hickory and White Oak, true 3/4" solid construction, and a premium urethane finish.








Northland

Create a custom floor with your choice of color, species, width and grade.



WIDTHS: 2-1/4", 3-1/4", 4-1/4" or 5"
SPECIES: Maple, Ash, Red Oak or White Oak
GRADES: Cottage or Prime
LENGTHS: 1' - 7'
TEXTURE: 3/4"

FINISH: Urethane Finish
FLOOR TYPE: Solid Wood

50 YEAR RESIDENTIAL WARRANTY
LIFETIME STRUCTURAL WARRANTY

Compatible With



FloorMade
PERFECT MATCH FLOOR PARTS & PATTERNS

Nosing
Reducer
T-Mold

Vents
Stair Treads
Herringbone

ENGINEERED OPTIONS

- Your choice of color and species
- Prime Grade only


- 5" x 1/2" x 4mm
- 5" x 3/4" x 4mm
- 7" x 3/4" x 4mm



Barewood
SHOWN IN MAPLE




Taupe
SHOWN IN RED OAK




Natural
SHOWN IN MAPLE



Cedar
SHOWN IN ASH



Naked
SHOWN IN ASH



Antique
SHOWN IN ASH



Rome
SHOWN IN RED OAK




Northland
SOLID WOOD

Prairie
SHOWN IN RED OAK




Elegance
SHOWN IN RED OAK



Copper
SHOWN IN RED OAK



Savanna
SHOWN IN MAPLE



Walnut
SHOWN IN ASH





Antique (Ash)

From the Northland Collection

The Northland flooring collection is a timeless and tasteful addition to any space. Made from long-lasting North American hardwood, these premium solid wood floors provide a warm, natural beauty to last generations. Northland offers both classic and contemporary styling choices that will enhance any environment.



Storehouse Plank

Solidly Crafted, Aged to Perfection



WIDTH: 5"

LENGTHS: 1' - 7'

THICKNESS: 3/4"

TEXTURE: Reclaimed Detail, Weathered, Wirebrushed

SPECIES: Hickory and White Oak

FINISH: UV-Oil Finish

FLOOR TYPE: Solid Wood


50 YEAR RESIDENTIAL WARRANTY

LIFETIME STRUCTURAL WARRANTY





Parcel
WHITE OAK



Bushel
WHITE OAK



Drum
WHITE OAK

REACTIVE STAIN




Cask
WHITE OAK

REACTIVE STAIN



Crate
HICKORY




Coffer
WHITE OAK

Storehouse Plank
SOLID WOOD

REACTIVE STAIN



Barrel
HICKORY



Keg
HICKORY





Barrel


From The Storehouse Plank Collection

In generations past, storehouses and utility buildings were built with rough milled hardwood lumber, valued for its strength and durability. Now, time and use have revealed the inherent beauty within, displaying the authentic honesty of real wood. The Storehouse Plank collection captures the centuries of aged perfection in every solid plank.



Baltic Shores

Perfectly Suited for Any Room



WIDTH: 9.6"
LENGTHS: 79"
THICKNESS: 9mm (8mm + 1mm Pad)
AC RATING: AC5
TEXTURE: Embossed-in-Register


BEVEL: Micro Bevel
LOCKING SYSTEM: REALock Angle Tap System
FINISH: Urethane Finish
FLOOR TYPE: PVC-Free Wood Composite

30 RESIDENTIAL WARRANTY

5 YEAR LIGHT COMMERCIAL WARRANTY



*NALFA 24 HOUR
SURFACE WATER
TEST COMPLIANT*




High Tide



Amber Stone



Shipwright



Sandpiper



Merchant Way



Skylark



Dockside



Clifftop



Project: Wakefield Custom Homes
Photo: 18% Productions

High Tide

From The Baltic Shores Collection


The Baltic Shores collection introduces an innovative flooring category known as Wood Composite, offering superior benefits compared to other resilient, water-resistant floors. Extensive water testing confirms its suitability for any room in your home, making it especially ideal for families with pets, thanks to its exceptional durability.





Gatehouse

Durable Flooring To Create Lasting Memories On



WIDTH: 7-1/2"
LENGTHS: 48"
THICKNESS: 6mm (5mm + 1mm IXPE pad)
WEAR LAYER: 24 Mil
TEXTURE: Embossed
AC RATING: AC6

BEVEL: Painted Bevel
LOCKING SYSTEM: REALock 1-Click System
FINISH: Urethane Finish
FLOOR TYPE: Rigid Core SPC

LIFETIME RESIDENTIAL WARRANTY
10 YEAR LIGHT COMMERCIAL WARRANTY





Stanway



Marney



Durham



Sunderland



Burton Hall



Westwood



Bargate



Arch Lodge



Stanway

From The Gatehouse Collection


The Gatehouse collection is a modern SPC floor presenting a welcoming appearance to match its advanced features. Enhanced with direct-print technology, each color has 60 unique visuals. Fewer repeating patterns create a more authentic, natural wood-look.





Retrospect

Durable Flooring To Create Lasting Memories On



WIDTH: 9-1/8"
LENGTHS: 60"
THICKNESS: 6mm (5mm + 1mm pad)
WEAR LAYER: 22 Mil
PAD: IXPE Pad Attached
TEXTURE: Embossed

BEVEL: Painted Bevel
LOCKING SYSTEM: Uni-Push
FINISH: Anti-Stain, Anti-Scratch Ceramic Finish
FLOOR TYPE: Rigid Core SPC

LIFETIME RESIDENTIAL WARRANTY
10 YEAR LIGHT COMMERCIAL WARRANTY






Hammock



Birdbath



Sandbox



Lily Pond



Horseshoe



Fireside



Treebark



Saddle






Sandbox

From The Retrospect Collection

We all have beloved memories which span our whole lives. Endearing moments from parks and backyards that become strong foundations for who we become. Just as those memories are long-lasting, so are the water-safe and extremely durable floors from the Retrospect collection.





Andorf

Authentic Wood Floor Look With Full Watersafe Coverage



WIDTH: 9.6"
LENGTHS: 54.45"
THICKNESS: 8.5mm (7.5mm + 1mm ECO Underlay)
AC RATING: AC5
TEXTURE: Embossed
BEVEL: Rolled Bevel

LOCKING SYSTEM: REALock Angle Tap System
CORE: AQUApro HDF Core
FINISH: UV-Cured Urethane
FLOOR TYPE Laminate

LIFETIME RESIDENTIAL WARRANTY
10 YEAR LIGHT COMMERCIAL WARRANTY



TRISEAL TRIPLE PROTECT SYSTEM

- Watersafe core prevents boards from absorbing water
- REALock System stops spills going between boards
- Wear layer is protected with water-resistant sealant





Archway



Boulevard



Church Steeple



North Tower



Plaza Square



Old Town



Spruce Grove



Meadowland



Spruce Grove

From The Andorf Collection

The Andorf Collection is made with up to 24 unique board patterns, showing very few repeats over a large area. Colors range from cool grey to warm brown tones with an embossed texture that creates a natural wood grain-look surface. Andorf features the AquaPro Core construction and the TriSeal watersafe system, making it a resilient, watersafe flooring choice.





Lienz

Extremely Durable, Watersafe, and Authentic Looking Flooring.



WIDTH: 7.6"
LENGTHS: 50.79"
THICKNESS: 10mm + 2mm Pad
AC RATING: AC4
TEXTURE: Embossed

BEVEL: Micro Bevel
LOCKING SYSTEM: REALock Angle Tap System
FINISH: UV-Cured Urethane
FLOOR TYPE Laminate

LIFETIME RESIDENTIAL WARRANTY
5 YEAR LIGHT COMMERCIAL WARRANTY



TRISEAL TRIPLE PROTECT SYSTEM

- EuroCor920™ prevents boards from absorbing water
- REALock System stops spills going between boards
- Wear layer is protected with water-resistant sealant





Summer Breeze



Moonlit Bridge



Twinkling Light



Lakeshore



Fountain



Courtyard



Train Ride



Stone Castle





Twinkling Light

From The Lienz Collection

Featuring light to medium grey and brown color tones and an embossed texture, Lienz gives a beautiful wood grain-look surface. With an extremely durable EuroCor920 construction and TriSeal watersafe system, this collection is a strong and watertight floor choice.



Wels

Authentic Wood Floor Look With Full Watersafe Coverage



WIDTH: 7.6"
LENGTHS: 54.45"
THICKNESS: 8mm + 2mm Pad
AC RATING: AC4
TEXTURE: Embossed-In-Register

BEVEL: Micro Bevel
LOCKING SYSTEM: REALock Angle Tap System
FINISH: UV-Cured Urethane
FLOOR TYPE Laminate

30 YEAR RESIDENTIAL WARRANTY
5 YEAR LIGHT COMMERCIAL WARRANTY



TRISEAL TRIPLE PROTECT SYSTEM

- EuroCor920™ prevents boards from absorbing water
- REALock System stops spills going between boards
- Wear layer is protected with water-resistant sealant





Sleigh Ride



Fresh Pastry



Early Morning



Pebble Path




River View



Gondola



Mountain Road



Vienna Woods

Sleigh Ride

From The Wels Collection

Designed with an extremely durable EuroCor920 construction and the TriSeal watersafe system, Wels gives you a floor that's watersafe on all sides. The TriSeal system combines a 2mm sealed top layer, waterproof locking system and a dense core to give you the best water protection. The Wels Collection also features an Embossed-in-Register texture that matches the grain, creating a realistic wood floor aesthetic.





Builder: Goodwin Custom Homes
Photographer: Matthew Benham, Charlotte, NC

Available From RW Supply+Design

Unfinished Hardwood & Accessories

Unfinished flooring lets you customize a floor to your exact specifications. We partner with flooring mills across the country to help you create just about any floor you can dream up.

Common Species Available

- White Oak
- Red Oak
- Hickory
- Maple
- Birch
- Walnut
- Cherry
- Pine
- Douglas Fir
- Mesquite

Custom Options

- Rift and quartered
- Patterns and parquets
- Specialty and exotic species
- Saw marks and texture
- Wide widths and long lengths
- Beveled edges
- Medallions and inlays
- Basketball and sports floors

Accessories

We have a comprehensive selection of unfinished and prefinished wood floor accessories to put the finishing touches on every floor you install.

TRIM & TRANSITION PIECES

- Base shoe
- Quarter round
- Threshold
- T-molding
- Reducer
- Stair nosing
- Flex moldings

STAIRCASE ACCESSORIES

(Matching prefinished or unfinished)

- Stair treads
- Stair risers
- Starter steps
- StareCasing® Tread Overlay System

WOOD AIR VENTS

(Matching prefinished or unfinished)

- Flush-mount
- Self-rimmed
- Return air
- Custom size and patterns available

Trim & Transition Piece Profiles



Professionals know that quality products make a big difference on the job site. We stock everything you need to install, sand, and finish a hardwood floor.

Installation

We stock a large selection of supplies needed to install wood flooring. Whatever subfloor you are installing over, we have what you need to get the job done.

- Aerosmith
- Bostitch
- Delmhorst
- Duraseal
- EZFit
- Fein
- Festool
- GripRite
- Lignomat
- Loba-Wakol
- MAPEI
- Max USA Corp.
- MP Global Products
- Pallmann
- Pownail
- Primatech
- Texrite
- Wagner Meters
- Woodwise

Sanding

Find the most widely used types of sandpaper in stock along with a variety of other accessories including dust masks, scrapers, and wood filler.

- Norton
- Bona
- Virginia Abrasives
- Woodwise

Machines and Tools

Many essential machines and tools are stocked with quick order turn-around for any special equipment you may need to install or sand a floor.

- Aerosmith
- American Sanders
- Bona
- Bostitch
- Festool
- Lagler
- Max USA Corp.
- Pallmann
- Pownail
- Primatech
- Rolair

Finishing

Whether water-based, oil-based, or natural oil finishes, find the right one for the job. Get applicators and other accessories you need.

- Absolute Coatings
- Basic Coatings
- Bona
- Duraseal
- Duratool
- Glitsa
- Loba-Wakol
- Masterline
- MAPEI
- Minwax
- Padco
- Pallmann
- Polo Plaz
- Procoat
- Rubio Monocoat
- Woodwise

Featured Partners



Teckton

Unfinished Engineered Hardwood

Most flooring professionals are tired of flooring installations that delay their timelines. Whether it's unacclimated wood or missing supplies, these delays in completing an installation can be costly.

What if you had one product that provided for a reliable installation every time?

With consistent quality milling and no acclimation needed, Teckton Unfinished Engineered Flooring installs fast, keeping you on time at every job.

Fast Installation

- Pre-sanded to 100 or 120 grit
- Easy fit from precise milling
- No plywood needed
- Matches up to carpet and tile

Beautiful Look


- Consistent grading
- Square edge, no bevel
- Long, random lengths (some specs up to 7')
- Sawn-cut wear layers reveal the natural character and look of solid wood floor grain
- Fully customizable: add texture, color, and finish of choice

Better Performance


- More dimensionally stable in high moisture environments than solid
- Thick re-sandable wear layers
- Standard thickness, 5/8"; some species and widths available in 9/16" or 3/4"

Species & Grade	Thickness	Available Widths
White Oak Prime Grade	5/8"	2-1/4, 3-1/4, 4, 5, 6, 7, 8"
	9/16"	2-1/4, 5, 6, 7, 8"
White Oak Natural Grade	5/8"	3-1/4, 4, 5, 6, 7, 8"
	9/16"	3-1/4, 4, 5, 6, 7, 8"
European White Oak Natural Grade	9/16"	7-1/2"
	5/8"	7, 9-1/2"
	3/4"	5-1/2, 7, 10"
White Oak R&Q Prime Grade	5/8"	5, 6, 7, 8"
	9/16"	5, 6"
White Oak R&Q Natural Grade	5/8"	5, 6, 7, 8"
	9/16"	5, 6"
White Oak Herringbone Natural Grade	5/8"	4" x 20"
White Oak Herringbone Prime Grade	5/8"	4" x 20"
	9/16"	3" x 15"
Red Oak Prime Grade	5/8"	2-1/4, 3-1/4, 4, 5"
	9/16"	5, 6, 7, 8"
Red Oak Natural Grade	5/8"	3-1/4, 4, 5"
	9/16"	3-1/4, 4, 5, 6, 7, 8"
Antique Heart Pine Natural Grade	5/8"	5, 6"
Walnut Prime Grade	9/16"	5"
Walnut Natural Grade	9/16"	7"
Hickory Natural Grade	5/8"	5"

White Oak Herringbone
Prime Grade




White Oak
Prime Grade




White Oak
Natural Grade




Euro White Oak
Natural Grade




White Oak Rift & Quartered
Prime Grade




White Oak Rift & Quartered
Natural Grade




White Oak
Herringbone Natural Grade



Red Oak
Prime Grade




Red Oak
Natural Grade




Antique Heart Pine
Natural Grade



Walnut
Prime Grade



Walnut
Natural Grade



Hickory
Natural Grade

Installing the Floor

You've heard it said: "follow the manufacturer's instructions" when doing a wood floor installation. It is a temptation to only rely on past experience during a flooring installation.

For professionals, it can seem redundant to go over the basics for every job. After all, you do this for a living, right?

How different could this floor be from the last X number of floors you've installed? The answer is: more than you might think.

Different products have nuances, and the manufacturer's instructions tell you the best application of the product based on how it was designed.

The best time to prevent a costly problem is before it happens. Using the same methods on all floors may work the majority of the time, but can eventually cost you in a big way.

Installation Is Acceptance

Before anything is installed, confirm that the flooring at the jobsite is the correct one - the right collection, species and color.

Just like approving sample paint on the walls before painting a whole house, we recommend loose laying a box of flooring for the homeowner to approve before installation.

Open a box or two of flooring and rack it out so the homeowner can see and approve the color, texture

and size of the floor. Taking this step might be the most important thing you can do. Wood is a natural product with variation in its appearance, color, and texture. It's impossible to represent the full breadth of this variation in a sample board.

We have witnessed the rare, but unfortunate incident where a perfectly good (and gorgeous!) floor had to be torn out and replaced all because it did not meet the homeowner's expectation for color, character, texture, or other reason that could have easily been caught before installation.

Next, inspect the flooring as it is being installed. Check boards to ensure appropriate color and texture, good milling, straight boards, and no obvious defects. Do not install any boards that are questionable. If more than 5% of the floor does not meet expectations, stop and contact us.

Protect Your Liability By Knowing What To Do

We cannot recommend strongly enough that you read and follow every manufacturer's installation instructions. Period, full stop.

It's easy to forget the difference between each manufacturer's guidelines and the next. Details can get muddled in the middle of a job.

To help keep things straight, we've put together a quick list of 5 steps to do for every flooring installation.

Remember: The installer is the final inspector of the floor. If a defect could have been caught before installation, it is typically not covered by a warranty after installation.

5 Steps To Do For Every Wood Floor Installation

This list is not intended as a substitute for reading and following the manufacturer's installation instructions and the National Wood Flooring Association's guidelines.

1. Approve the Product

Have your customer sign off on the floor after you inspect the flooring for damaged or defective boards.



2. Acclimate The Floor

Know the manufacturer's recommended acclimation guidelines. Measure and make sure the flooring and environment are at the correct levels.

3. Check the Subfloor

A new floor likely won't fix a squeaky subfloor! Make sure it's clean, dry, flat and structurally sound before installing over it.



4. Use the Right Fasteners or Glue & Trowel

Make sure the fastening system is sufficient for the floor, per the manufacturer. Use a glue assist method with nail down floors to prevent squeaks and noises.

5. Inform the Customer

Help the homeowner protect their investment by giving them clear, correct maintenance and environmental guidelines for their floor.



Installation Methods

Always follow the full manufacturer and National Wood Flooring Association guidelines when installing a hardwood floor. Here's a brief overview of how our flooring can be installed.

Type of Floor	Float	Nail-Down	Glue-Assist	Glue-Down
Engineered	✓	✓	✓	✓
Solid	✗	✓	✓	✓
Watersafe	✓	✗	✗	✗

Floating A Floor

Any of our engineered floors (4" and wider), LVP and watersafe floors can be floated over a subfloor. Floating a floor is a great method to use if you have a sound, level subfloor, or if you have a floor you do not want to remove and want to cover, like worn out tile, vinyl, or other hard surface flooring. If the product does not have a locking mechanism, be sure to use tongue and groove glue that's approved for floating wood flooring.

Nailing Down A Floor

A nail down installation is a fast and time-tested way to install a tongue and groove wood floor. This method can be prone to squeaks, creaks and other noises as the floor expands and contracts through the seasons. The best way to avoid squeaks is to follow the manufacturer's guidelines and NWFA's recommendations. We highly recommend using a glue-assist method with nailed down floors over 4" wide to reduce squeaks and other noises.

Gluing Down A Wood Floor

If you are installing flooring directly to a concrete slab or want to prevent movement over a plywood subfloor, a full glue-down method is best.

Glue Assist Method

All wood floors are susceptible to squeaks, creaks or to emitting other noises. This is usually due to the wood's expansion and contraction with change in moisture. It may be aggravated by dry or wet air conditions, subfloor movement, and using the wrong fasteners or seating the fasteners incorrectly.

A glue-assist method can help by securing the boards to the subfloor and reducing potential for movement and noises. To use a glue-assist method, the adhesive must be in direct contact with the flooring and subfloor. No underlayment is to be used. If a vapor retarder is needed, use a roll-on moisture barrier approved for the subfloor type and glue being used.

Ensure that the air and moisture conditions above and below the flooring are properly maintained. Always follow the manufacturer and/or NWFA guidelines for glue-assist installations.

Basements, crawl spaces, or concrete slabs must be tested for moisture before installation. If needed, appropriate moisture mitigation techniques can be applied before using a glue-assist method.

Our Recommended Adhesives



REAL WOOD ADHESIVE
Moisture-Cured Urethane



REAL WOOD COHESIVE
2-in-1 Moisture-Cured
Urethane & Sealer



BONA QUANTUM R851
Silane Based Wood
Flooring Adhesive



CAL FLOOR EUROBOND
D3 Floating Floor Glue



WAKOL MS-230
MS Polymer



WAKOL MS-260
MS Polymer



WAKOL MS-290
MS Polymer



WAKOL PU-280
Roll-on Moisture Barrier



MAPEI ULTRABOND
ECO 980
Moisture-Cured Urethane



MAPEI ULTRABOND
ECO 985
Hybrid Polymer Moisture
Control & Sound Reducing
Adhesive



MAPEI ULTRABOND
ECO 995
Moisture-Cured
Polyurethane



MAPEI ULTRABOND
ECO 373
Pressure Sensitive, Multi-
Flooring Adhesive

Index

Engineered Wood

	COLLECTION	WIDTH	THICKNESS	WEAR LAYER	TEXTURE	LENGTHS	SPECIES
pg 24	Bowland Fells	9-1/2"	5/8"	4mm Sawn	Wirebrushed	18" - 7'	European White Oak
pg 30	Brick & Board	5"	1/2"	2mm Sliced	Wirebrushed or Smooth	1' - 6' 3"	Hickory, Maple, Walnut or White Oak
pg 36	1875	6"	3/8"	1.5mm Sliced	Wirebrushed	1' - 6'	European White Oak
pg 42	Killarney	7-1/2"	1/2"	2mm Sliced	Wirebrushed	1' - 6'	European White Oak
pg 48	Mont Rochard	7-1/2"	1/2"	1.2mm Sliced	Wirebrushed	2' - 6'	European White Oak
pg 54	Overture	7-1/2"	9/16"	3mm Sawn	Wirebrushed	1' - 7'	Brazilian Oak
pg 60	Silvian	7-1/2"	9/16"	3mm Sawn	Wirebrushed	18" - 7'	European White Oak
pg 66	Velasario	7-1/2"	5/8"	3mm Sawn	Wirebrushed	2' - 7' 3"	European White Oak
pg 72	Vintage Loft	8-1/2"	5/8"	4mm Sawn	Reclaimed	2' - 8'	European White Oak

Solid Wood

	COLLECTION	WIDTH	THICKNESS	TEXTURE	LENGTHS	SPECIES
pg 78	Constellation	2-1/4" - 3-1/4" - 4" (Hickory) 3-1/4" - 4" - 5" (White Oak)	3/4"	Handscraped	1' - 7'	Hickory or White Oak
pg 84	Northland <i>(Customizations Available)</i>	2-1/4", 3-1/2", 4-1/4", or 5"	3/4"	Smooth	1' - 7'	Ash, Maple, Red Oak or White Oak
pg 90	Storehouse	5"	3/4"	Reclaimed Detail	1' - 7'	Hickory or White Oak

Wood Composite

	COLLECTION	WIDTH	THICKNESS	AC RATING	TEXTURE	LENGTHS
pg 96	Baltic Shores	9.6"	8mm + 1mm Pad	AC5	Embossed-in-Register	79"

Rigid Core SPC

	COLLECTION	WIDTH	THICKNESS	WEAR LAYER	AC RATING	TEXTURE	LENGTHS
pg 102	Gatehouse	7-1/2"	6mm (5mm + 1mm Pad)	24mil	AC6	Embossed	48"
pg 108	Retrospect	9-1/8"	6mm (5mm + 1mm Pad)	22mil	-	Embossed	60"

Laminate

	COLLECTION	WIDTH	THICKNESS	AC RATING	TEXTURE	LENGTHS
pg 114	Andorf	9.6"	7.5mm + 1mm Pad	AC5	Embossed	54.45"
pg 120	Lienz	7.6"	10mm + 2mm Pad	AC4	Embossed	50.79"
pg 126	Wels	7.6"	8mm + 2mm Pad	AC4	Embossed-in-Register	54.45"





FloorMade
PERFECT MATCH FLOOR PARTS & PATTERNS