

Onboarding Guide

OpenRAN

openran@telecominfraproject.com

Thank you for your interest in OpenRAN. Outlined below is the process to join TIP, access our Project Group (“PG”), and leverage the TIP tools we use.

Table of Contents

- 1. Points of Contact**
 - a. Project Group Community Coordinators (PGCCs)
 - b. Technical Program Managers (TPMs)
 - c. Project Group Leadership
 - 2. Account Sign-up**
 - a. Applying for your organization to join TIP
 - b. Creating a profile under an existing participant organization
 - 3. Project Group Collaboration in Hivebrite**
 - a. Joining a Project Group
 - b. Joining a Subgroup
 - 4. Access to TIP's Apps**
 - a. Google Drive
 - 5. What's Next?**
 - 6. Helpful Links**
-

1. Points of Contact

Any of the individuals below can be reached by contacting the PG's email account, listed above.

Project Group Community Coordinators (PGCCs)

The PGCC provides administrative support to Chairs and Leads for PG activities.

- Mayra Macias, Telecom Infra Project
- Kristin Mahoney, Telecom Infra Project
- Alex D'Angelo, Telecom Infra Project

Technical Program Managers (TPMs)

The TPM provides technical support to help drive the PG's agenda within the PG, among TIP PGs, and external to TIP.

- Abdel Bagegni, Telecom Infra Project
- Daniel Agudo, Telecom Infra Project

Project Group Co-Chairs

Co-Chairs are responsible for driving the activities of the PG. The PG Co-Chair is also the default person who leads PG calls, initiates voting, and interfaces with TIP employees and contractors (e.g. TIP support, legal, marketing, etc.) and TIP Committees (e.g. recommends proposals for adopting Final Deliverables to the TC or TVC). They may delegate their responsibilities to TIP PG Staff, if present.

- Durga Satapathy, T-Mobile
- Devang Solanky, Vodafone
- Saurabh Mittal, Airtel
- Atoosa Hafefi, Orange

Please visit the OpenRAN public [website](#) for a list of OpenRAN's Subgroup Co-Leads.

2. Account Sign-up

All members of TIP PGs must belong to one of our participant organizations.

Applying for your organization to join TIP

If your organization has not done so already, you will need to submit a membership application by visiting our community platform, [Hivebrite](#).

The rest of the process continues as follows:

- Fill out the form and complete all necessary fields (please note that the person who completes this form should have signing authority on behalf of your organization, meaning that they should be authorized to bind your organization to legal agreements with TIP).
- Your application will be reviewed by our Membership team, who will then approve or reject your application. They may reach out to you directly for additional information prior to a decision being made. Applications are typically reviewed and processed within 1-2 business days, excluding US holidays.
- If approved, you will receive an invoice for your organization's participation dues within 1-2 business days, excluding US holidays. **This invoice must be paid prior to entry into Hivebrite.**
- When your organization's payment is received, you will receive an invitation from Hivebrite to complete your profile.
- At this point, your organization's email domain will be authorized on our platform, and the rest of your team can head to Hivebrite to sign up and create their own profiles by following the [existing organization process](#).

Creating a profile under an existing participant organization

If your organization has already been approved, all you will need to do is verify your email and create your profile in [Hivebrite](#).

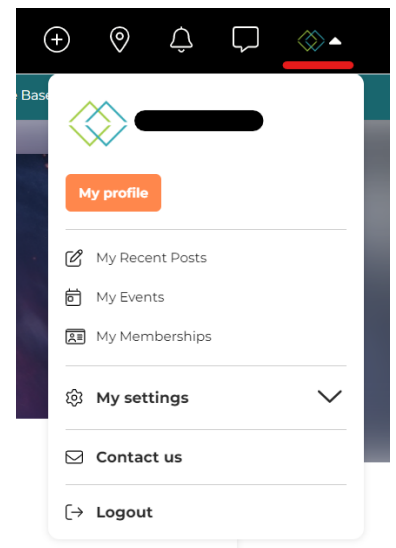
Sign up with your authorized domain address

Email

support @telecominfraproject.com

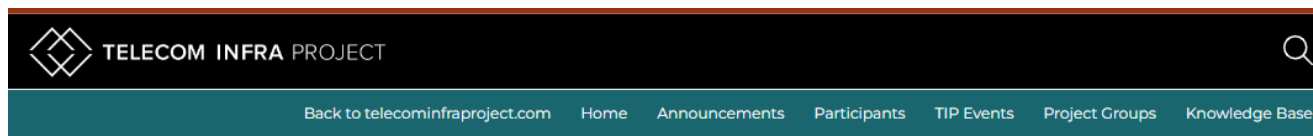
SEND ME AN INVITATION!

- Go to the section on the signup form titled **Sign up with your authorized domain address**.
- Type your email alias into the **Email** box, as pictured above.
- Select your organization's email domain from the dropdown on the right (if you do not see your email domain, please contact support@telecominfraproject.com.)
- Click **Send me an invitation**, and you will receive a verification email within a few moments.
- You will be prompted to create a password and enter some basic information for your TIP profile. You can always edit this information by going to the menu under your profile picture, at the top right of any Hivebrite screen (see screenshot to the right).
- **You're in! Welcome to TIP!**



3. Project Group Collaboration in Hivebrite

TIP's Project Group spaces in Hivebrite are where the community collaborates. Navigate to the **Project Groups** tab, and you can start joining any PGs that interest you.




PLEASE NOTE:

Your organization's Primary Contact/Authorized Signer may have restricted your team from participating in PGs, based on policies within your organization that may conflict with a particular PG Charter. If you request access to a PG and are denied, please email support@telecominfraproject.com to discuss next steps.

Joining a Project Group

1. On the Project Groups & Committees page, you can see all of TIP's PGs and their Subgroups.
2. Choose the PG you are interested in and click **Request to join**.
3. A pop-up will appear that asks you to agree to adhere to the PG Charter Agreement.
 - a. Click **Yes** to be considered for access.
 - b. Clicking **No** will result in your request being denied.
4. Click **Send**, and then your request will be sent to the PG team for consideration.
5. Please allow up to 1-3 business days (excluding US holidays) for your request to be processed.
6. You will receive an email with the PG's decision. If you were approved, you can now access the PG space!
7. In the future, you can visit the PG space by clicking **Go to Project Group**.



Joining a Subgroup

The process for joining subgroups is identical to joining parent PGs. However, some of our Subgroups are restricted. In accordance with our Liaison Agreement with O-RAN Alliance, TIP restricts access to the following OpenRAN Subgroups:

- RAN Intelligence & Automation (RIA)
- Outdoor Macro
- DU & CU

The OpenRAN PG team will verify your organization's membership in O-RAN Alliance and grant or deny access accordingly. If you have any questions about this process, please reach out to support@telecominfraproject.com.

4. Access to TIP's Apps

TIP uses various peripheral platforms to enhance your collaboration with other members.

Google Drive

Each PG's Hivebrite space has links to its Google Drive, where documentation, deliverables, and roadmaps are stored, and where primary document collaboration takes place. If you do not have a Google account, or your organization restricts access to Google Drive, please contact the PG team and they will assist you further.

5. What's Next?

Be sure to join the PG's community calls

Go to the Meetings tab under each PG to RSVP and add meetings to your calendar

Engage with the community to contribute

Create and interact with posts in the PG's Forum

Network with and message other TIP members in Hivebrite

Engage with TIP on LinkedIn, YouTube, and X

6. Helpful Links

Operations

TIP Support: support@telecominfraproject.com

Membership

TIP Membership: membership@telecominfraproject.com

Marketing & Events

TIP Marketing: marketingteam@telecominfraproject.com

TIP Events: events@telecominfraproject.com

Press Inquiries: press@telecominfraproject.com

FYUZ 2024: fyuz@telecominfraproject.com